

RIVER QUALITY SURVEY
NATIONAL RIVERS AUTHORITY
NORTHUMBRIA & YORKSHIRE REGION
GQA ASSESSMENT 1994

PART 2
SAMPLE POINT REPORT



FRESHWATER RIVERS AND CANALS

VERSION 1: AUGUST 1995



ENVIRONMENT AGENCY

Information Services Unit

Please return or renew this item by the due date

Due Date

9 Feb 2006

ENVIRONMENT AGENCY



065121

GQA ASSESSMENT 1994

NORTHUMBRIA & YORKSHIRE REGION

To allow the development of a National method of evaluating water quality, the rivers in all the NRA regions of England and Wales have been divided into reaches, which are numbered using a coding system based on the hydrological reference for each river basin. Each classified reach then has a chemistry sample point assigned to it and these sample points are regularly monitored for Biochemical Oxygen Demand (BOD), Dissolved oxygen (DO) and Total Ammonia. The summary statistics calculated from the results of this sampling are sent to a National Centre where the GQA Grades are calculated. A National report is produced and each region can then produce more detailed reports on the quality of their own rivers. For Northumbria and Yorkshire Region, this Regional Report has been divided into two parts.


PART 1 : REACH CLASSIFICATION

This report contains a listing of the river reaches within the region, with their start and finish grid reference, approximate length, and the 1990 and 1994 GQA class for each reach. The reference code of the chemistry sample point used to classify the reach is also included. A sample point may classify several reaches if there are no major discharges or tributaries dividing those reaches. The sample point used to classify a reach may change and the classification is therefore calculated using the summary statistics for each sample point that has been used over the past three years. In a few cases, this results in a reach having a classification for 1994 although there is no sample point listed for the reach.

PART 2: SAMPLE POINT REPORT

This report contains more detailed information on the summary statistics for each GQA sample point. The sample points listed in numeric order and the summary statistics for the 1990 and 1994 classification are provided for comparison.

Sample points classifying reaches where there has been no change over the years 1992 to 1994 are listed in the main part of the report. Appendix A lists the summary statistics for reaches where there has been a change of sample point over the last three years. The statistics in this case are on a reach basis and the sample point listed is the one used in 1994.



THE CHEMISTRY COMPONENT OF THE GQA SCHEME

The basic chemical grade of the GQA Scheme is defined by standards for the concentrations of BOD, ammonia and dissolved oxygen. These have been selected because they are indicators of the extent to which waters are affected by wastewater discharges and rural land use run-off containing organic, degradable material. The quality of many of our rivers and canals is affected by such discharges which include effluents from sewage treatment works and industries, and drainage from farms. These three simple determinands are therefore the best overall basic chemical measure of river water quality for the purpose of GQA which will apply to all rivers and canals within the classified network.

The use of these three determinands provides some continuity with the NWC system. In the GQA assessment, however, data from three years sampling is used to make the assessment of class. For the 1994 assessment, data from 1992, 1993 and 1994 has been used. The boundaries of each class as given in the table below.

GQA CHEMICAL GRADING FOR RIVERS AND CANALS				
WATER QUALITY	GRADE	DISSOLVED OXYGEN (% SATURATION) 10-PERCENTILE	BIOCHEMICAL OXYGEN DEMAND (BOD) (mg/l) 90-PERCENTILE	AMMONIA (mg/l) 90-PERCENTILE
GOOD	A	80	2.5	0.25
	B	70	4	0.6
FAIR	C	60	6	1.3
	D	50	8	2.5
POOR	E	20	15	9
BAD	F	LESS THAN 20	MORE THAN 15	MORE THAN 9
The overall grade assigned to a river or canal reach is determined by the worst of the three grades for the individual determinands				

Taken from:-*The quality of Rivers and Canals in England and Wales (1990 to 1992)* Report of the National Rivers Authority May 1994, Water Quality Series No 19.

GQA 1994 BY CATCHMENT								
LENGTHS IN km IN EACH REACH								
NAME	CLASS A	CLASS B	CLASS C	CLASS D	CLASS E	CLASS F	NO CLASS	TOTAL
R. Ouse/Humber	0	41.6	6.1	0	26.9	0	0	74.6
Other tribs of Ouse	0	0	24.6	169	26.2	0	296.7	364.4
R. Ure	0	110.9	0	0	0	0	0	110.9
Other Tribs of Ure	43.2	110	0	0	0	0	285.5	438.7
R. Swale	83	25.9	0	0	0	0	0	108.9
Other tribs of Swale	38.5	48.1	32.9	5.6	5	0	528	658.1
R. Nidd	26.6	67.1	3.5	0	0	0	0	97.2
Other tribs of Nidd	0	0	3.1	0	0	0.8	1639	167.8
Crimple Beck	0	22.1	0	4.2	0	0	0	26.3
Tribs of Crimble Beck	0	0	0	0	0	0	19.9	19.9
R. Wharfe	73.5	27.8	0	0	0	0	21.9	123.2
Other tribs of Wharfe	68.3	59	34.9	19.3	0	0	154.5	336
R. Derwent	57.9	52.3	4.9	0	0	0	0	115.1
Other tribs of Derwent	81.5	104.6	26.7	13.2	32.3	0	93.6	351.9
R. Rye	40.3	0	16.4	0	0	0	0	56.7
Other tribs of Rye	126.7	110.9	18.7	0	0	0	135.2	391.5
R. Aire	0	46.7	0	23.3	78	0	0	148
Other tribs of Aire	32.9	85.2	47.9	30.3	19.3	6.1	66.6	288.3
R. Worth	8.2	0	7.1	0	0	0	0	15.3
Other tribs of Worth	0	10	0	1	0	0	12.4	23.4
R. Calder	0	12.4	12.9	13.4	45.5	0	2.4	86.6
Other tribs of Calder	9.2	42.1	30.5	20.6	31.3	10.2	90.3	234.2
R. Colne	0	6.6	6.4	2.9	0	0	7	22.9
Other tribs of Colne	0	1.6	5.8	0	0	0	29.2	36.6
R. Holme	0	1.3	9.2	0	0	0	7.9	18.4
Other tribs of Holme	6.9	4.3	1.2	0	0	0	14.5	26.9
Canals	0	10.7	65.5	39.7	75.3	0	76.4	267.6
R. Don	0	34.1	17	0	57.6	0	0	108.7
Other tribs of Don	16.4	26.5	20.4	27	22.3	7.6	80.6	200.8
R. Rother	0	0	3	2.6	43.3	0	1.9	50.8
Other tribs of Rother	3.7	6.1	21.3	24.3	7	1.9	29.9	94.2
R. Doe Lea	0	4.3	2.6	0	12.8	0	0	19.7
Other tribs of Doe Lea	0	0	9.7	0	2.2	0	4.9	16.8
R. Dearne	0	3.6	11.9	32.6	3.8	0	0	51.9
Other tribs of Dearne	0	15.3	14.5	29	22.6	7.7	20.2	109.3
R. Went	0	0	22.6	0	12.8	0	0	35.4
Other tribs of Went	0	12.8	8.8	5.4	5.6	0	15.8	48.4
R. Esk	42	0	0	0	0	0	0	42
Other tribs of Esk	0	19.2	0	0	0	0	114.1	133.3
Other stream to N. Sea	0	0	0	6.6	0	0	138.9	145.5
R. Hull	0	5.4	21.4	2.8	10.1	0	0	39.7
Other tribs of Hull	0	27.1	3.5	2.5	21.6	0	46.4	101.1
Other tribs of Humber	0	7.9	0	13.1	81.7	0	121.6	224.3
Tweed and Tributaries	160.8	25	3.6	0	2.3	0	47.4	239.1
Coquet and Rivers to Nor	147.5	221.1	20.4	33.3	13.7	18	197.6	651.6
Tyne and Tributaries	256.1	195.5	28.8	22.3	12.3	0	157.7	672.7
Wear and Tributaries	92.8	96	78.1	22.8	10.2	13.1	128	441
Tees and Tributaries	13	167	55.3	23.5	42.6	4.6	627.6	933.6
TOTAL	1429	1868.1	701.2	438.2	724.3	70	3738.5	8969.3

Sample Point No :1910020
 Name :AIRE AND CALDER NAVIGATION AT A19 WHITLEY ROAD BR

	YEAR 1994				Conf of Grade for det (%)					
	mean	sd	no	90/10%ile	A	B	C	D	E	F
BOD	4.12	1.22	22	5.73	-	-	67	33	-	-
Amm	1.41	0.78	22	2.39	-	-	-	59	41	-
DO	56.35	16.00	17	35.85	-	-	-	-	99	1

Overall Conf of Grade(%)					
A	B	C	D	E	F
-	-	-	-	99	1

Face Value Grade : E

	YEAR 1990				Conf of Grade for det (%)					
	mean	sd	no	90/10%ile	A	B	C	D	E	F
BOD	5.77	2.14	11	8.57	-	-	-	28	72	-
Amm	1.89	1.18	12	3.34	-	-	-	6	94	-
DO	54.20	24.89	10	22.30	-	-	-	-	56	44

Overall Conf of Grade(%)					
A	B	C	D	E	F
-	-	-	-	56	44

Face Value Grade : E

Sample Point No :1910030
 Name :AIRE AND CALDER NAVIGATION AT A645 ROAD BRIDGE, K

	YEAR 1994				Conf of Grade for det (%)					
	mean	sd	no	90/10%ile	A	B	C	D	E	F
BOD	5.06	1.21	31	6.66	-	-	2	98	-	-
Amm	1.51	0.78	31	2.50	-	-	-	50	50	-
DO	66.57	17.34	24	44.35	-	-	-	8	92	-

Overall Conf of Grade(%)					
A	B	C	D	E	F
-	-	2	7	91	-

Face Value Grade : E

	YEAR 1990				Conf of Grade for det (%)					
	mean	sd	no	90/10%ile	A	B	C	D	E	F
BOD	6.02	1.64	22	8.18	-	-	-	37	63	-
Amm	2.13	1.10	23	3.53	-	-	-	-	100	-
DO	60.33	20.88	15	33.57	-	-	-	-	91	9

Overall Conf of Grade(%)					
A	B	C	D	E	F
-	-	-	-	91	9

Face Value Grade : E

Sample Point No :1910040
 Name :AIRE AND CALDER NAVIGATION AT NEW BRIDGE

	YEAR 1994				Conf of Grade for det (%)					
	mean	sd	no	90/10%ile	A	B	C	D	E	F
BOD	4.02	1.35	22	5.79	-	-	61	38	1	-
Amm	0.87	0.63	22	1.62	-	-	9	88	3	-
DO	65.61	17.60	18	43.05	-	-	-	7	93	-

Overall Conf of Grade (%)

A	B	C	D	E	F
-	-	-	7	93	-

Face Value Grade : E

	YEAR 1990				Conf of Grade for det (%)					
	mean	sd	no	90/10%ile	A	B	C	D	E	F
BOD	4.11	0.80	11	5.17	-	-	90	10	-	-
Amm	1.04	0.67	12	1.86	-	-	3	78	19	-
DO	69.90	14.40	10	51.45	-	-	4	52	44	-

Overall Conf of Grade (%)

A	B	C	D	E	F
-	-	-	56	44	-

Face Value Grade : D

Sample Point No :1910070
 Name :AIRE AND CALDER NAVIGATION (KNOSTROP CUT) AT KNOS

	YEAR 1994				Conf of Grade for det (%)					
	mean	sd	no	90/10%ile	A	B	C	D	E	F
BOD	4.37	2.06	35	7.02	-	-	4	82	14	-
Amm	0.53	0.31	35	0.92	-	-	99	1	-	-
DO	76.54	17.29	28	54.38	-	-	7	72	21	-

Overall Conf of Grade (%)

A	B	C	D	E	F
-	-	-	79	21	-

Face Value Grade : D

	YEAR 1990				Conf of Grade for det (%)					
	mean	sd	no	90/10%ile	A	B	C	D	E	F
BOD	5.34	1.99	35	7.94	-	-	-	53	47	-
Amm	0.69	0.49	36	1.28	-	-	54	46	-	-
DO	75.83	16.28	29	54.97	-	-	8	76	16	-

Overall Conf of Grade (%)

A	B	C	D	E	F
-	-	-	53	47	-

Face Value Grade : D

Sample Point No :1910160
 Name :BLACK FEN DRAIN AT BOGGART BRIDGE

	YEAR 1994				Conf of Grade for det (%)					
	mean	sd	no	90/10%ile	A	B	C	D	E	F
BOD	3.10	1.51	13	5.03	-	5	71	21	3	-
Amm	1.03	1.02	13	2.11	-	-	3	62	35	-
DO	107.93	36.89	11	60.65	6	17	29	17	28	3

Overall Conf of Grade(%)
 A B C D E F

-	-	-	62	35	3
---	---	---	----	----	---

Face Value Grade : D

	YEAR 1990				Conf of Grade for det (%)					
	mean	sd	no	90/10%ile	A	B	C	D	E	F
BOD	0.00	0.00	0	0.00						
Amm	0.00	0.00	0	0.00						
DO	0.00	0.00	0	0.00						

Overall Conf of Grade(%)
 A B C D E F

--	--	--	--	--	--

Face Value Grade :

Sample Point No :1910500
 Name :FOX DYKE AT FOX BRIDGE

	YEAR 1994				Conf of Grade for det (%)					
	mean	sd	no	90/10%ile	A	B	C	D	E	F
BOD	2.72	2.56	18	5.50	-	7	53	27	13	-
Amm	0.72	2.03	18	1.60	-	1	29	46	24	-
DO	108.31	41.63	14	54.96	2	9	23	25	36	5

Overall Conf of Grade(%)
 A B C D E F

-	-	13	46	36	5
---	---	----	----	----	---

Face Value Grade : D

	YEAR 1990				Conf of Grade for det (%)					
	mean	sd	no	90/10%ile	A	B	C	D	E	F
BOD	0.00	0.00	0	0.00						
Amm	0.00	0.00	0	0.00						
DO	0.00	0.00	0	0.00						

Overall Conf of Grade(%)
 A B C D E F

--	--	--	--	--	--

Face Value Grade :

Sample Point No :1911000
 Name :RICALL DAM AT SCOURCE BRIDGE

	YEAR 1994				Conf of Grade for det (%)					
	mean	sd	no	90/10%ile	A	B	C	D	E	F
BOD	2.55	1.40	13	4.32	-	32	57	10	1	-
Amm	1.04	1.68	12	2.34	-	-	5	49	44	2
DO	63.82	27.12	11	29.06	-	-	-	1	70	29

Overall Conf of Grade(%)					
A	B	C	D	E	F
-	-	-	1	70	29

Face Value Grade : E

	YEAR 1990				Conf of Grade for det (%)					
	mean	sd	no	90/10%ile	A	B	C	D	E	F
BOD	0.00	0.00	0	0.00						
Amm	0.00	0.00	0	0.00						
DO	0.00	0.00	0	0.00						

Overall Conf of Grade(%)					
A	B	C	D	E	F

Face Value Grade :

Sample Point No :1911010
 Name :RICALL DAM AT WHEEL HALL BRIDGE

	YEAR 1994				Conf of Grade for det (%)					
	mean	sd	no	90/10%ile	A	B	C	D	E	F
BOD	3.51	4.71	22	7.70	-	-	16	38	42	4
Amm	0.51	0.76	22	1.14	-	1	62	34	3	-
DO	71.00	24.91	21	39.08	-	-	-	4	94	2

Overall Conf of Grade(%)					
A	B	C	D	E	F
-	-	-	2	94	4

Face Value Grade : E

	YEAR 1990				Conf of Grade for det (%)					
	mean	sd	no	90/10%ile	A	B	C	D	E	F
BOD	2.44	1.42	13	4.21	-	38	51	10	1	-
Amm	0.50	0.98	13	1.14	-	5	53	30	12	-
DO	89.27	48.91	11	26.59	-	-	2	6	51	41

Overall Conf of Grade(%)					
A	B	C	D	E	F
-	-	-	8	51	41

Face Value Grade : E

Sample Point No :1911260
 Name :RIVER OUSE AT CAWOOD

	YEAR 1994				Conf of Grade for det (%)					
	mean	sd	no	90/10%ile	A	B	C	D	E	F
BOD	2.31	1.11	80	3.73	-	81	19	-	-	-
Amm	0.23	0.20	80	0.45	-	99	1	-	-	-
DO	87.29	20.70	73	60.76	-	-	58	42	-	-

Overall Conf of Grade(%)					
A	B	C	D	E	F
-	-	58	42	-	-

Face Value Grade : C

	YEAR 1990				Conf of Grade for det (%)					
	mean	sd	no	90/10%ile	A	B	C	D	E	F
BOD	2.31	1.28	49	3.92	-	57	43	-	-	-
Amm	0.22	0.14	49	0.39	-	100	-	-	-	-
DO	90.49	19.36	43	65.68	-	11	78	11	-	-

Overall Conf of Grade(%)					
A	B	C	D	E	F
-	11	78	11	-	-

Face Value Grade : C

Sample Point No :1911270
 Name :RIVER OUSE AT LONG DRAX.

	YEAR 1994				Conf of Grade for det (%)					
	mean	sd	no	90/10%ile	A	B	C	D	E	F
BOD	3.68	2.29	81	6.50	-	-	15	83	2	-
Amm	0.45	0.33	81	0.84	-	-	100	-	-	-
DO	70.69	28.33	71	34.38	-	-	-	-	100	-

Overall Conf of Grade(%)					
A	B	C	D	E	F
-	-	-	-	100	-

Face Value Grade : E

	YEAR 1990				Conf of Grade for det (%)					
	mean	sd	no	90/10%ile	A	B	C	D	E	F
BOD	3.30	1.68	51	5.44	-	-	82	18	-	-
Amm	0.38	0.33	51	0.75	-	4	96	-	-	-
DO	64.24	30.10	42	25.67	-	-	-	-	78	22

Overall Conf of Grade(%)					
A	B	C	D	E	F
-	-	-	-	78	22

Face Value Grade : E

Sample Point No :1911280
Name :RIVER OUSE AT SELBY

	YEAR 1994				Conf of Grade for det (%)					
	mean	sd	no	90/10%ile	A	B	C	D	E	F
BOD	3.24	2.22	81	5.92	-	-	55	45	-	-
Amm	0.33	0.32	81	0.67	-	15	85	-	-	-
DO	77.83	28.38	70	41.46	-	-	-	2	98	-

Overall Conf of Grade(%)
A B C D E F

- - - 2 98 -

Face Value Grade : E

	YEAR 1990				Conf of Grade for det (%)					
	mean	sd	no	90/10%ile	A	B	C	D	E	F
BOD	3.24	1.65	50	5.34	-	-	86	14	-	-
Amm	0.20	0.16	50	0.38	-	100	-	-	-	-
DO	78.20	27.13	44	43.43	-	-	-	9	91	-

Overall Conf of Grade(%)
A B C D E F

- - - 9 91 -

Face Value Grade : E

Sample Point No :1911575
Name :SELBY DAM AT REST PARK

	YEAR 1994				Conf of Grade for det (%)					
	mean	sd	no	90/10%ile	A	B	C	D	E	F
BOD	4.44	2.46	35	7.54	-	-	1	65	34	-
Amm	1.18	1.01	35	2.32	-	-	-	64	36	-
DO	92.65	36.41	31	45.99	-	-	3	27	69	1

Overall Conf of Grade(%)
A B C D E F

- - 8 22 69 1

Face Value Grade : E

	YEAR 1990				Conf of Grade for det (%)					
	mean	sd	no	90/10%ile	A	B	C	D	E	F
BOD	0.00	0.00	0	0.00						
Amm	0.00	0.00	0	0.00						
DO	0.00	0.00	0	0.00						

Overall Conf of Grade(%)
A B C D E F

Face Value Grade :

Sample Point No :1911600
 Name :SELBY DAM AT THORPE HALL

	YEAR 1994				Conf of Grade for det (%)					
	mean	sd	no	90/10%ile	A	B	C	D	E	F
BOD	3.30	1.87	34	5.65	-	-	66	33	1	-
Amm	0.85	0.74	34	1.68	-	-	5	92	3	-
DO	89.97	29.45	31	52.23	-	-	10	50	40	-

Overall Conf of Grade(%)

A	B	C	D	E	F
-	-	-	60	40	-

Face Value Grade : D

	YEAR 1990				Conf of Grade for det (%)					
	mean	sd	no	90/10%ile	A	B	C	D	E	F
BOD	0.00	0.00	0	0.00						
Amm	0.00	0.00	0	0.00						
DO	0.00	0.00	0	0.00						

Overall Conf of Grade(%)

A	B	C	D	E	F

Face Value Grade :

Sample Point No :1911610
 Name :SELBY DAM U/S OF TOWN DYKE THORPE WILLOUGHBY

	YEAR 1994				Conf of Grade for det (%)					
	mean	sd	no	90/10%ile	A	B	C	D	E	F
BOD	3.94	2.34	23	6.85	-	-	16	63	21	-
Amm	1.03	0.80	23	1.96	-	-	1	83	16	-
DO	88.74	12.01	19	73.35	2	74	24	-	-	-

Overall Conf of Grade(%)

A	B	C	D	E	F
-	-	-	79	21	-

Face Value Grade : D

	YEAR 1990				Conf of Grade for det (%)					
	mean	sd	no	90/10%ile	A	B	C	D	E	F
BOD	0.00	0.00	0	0.00						
Amm	0.00	0.00	0	0.00						
DO	0.00	0.00	0	0.00						

Overall Conf of Grade(%)

A	B	C	D	E	F

Face Value Grade :

Sample Point No :1911675
 Name :SWINEFLEET WARPING DRAIN CONFLUENCE

	YEAR 1994				Conf of Grade for det (%)					
	mean	sd	no	90/10%ile	A	B	C	D	E	F
BOD	3.35	2.09	11	5.93	-	2	49	29	20	-
Amm	2.22	2.37	11	4.64	-	-	-	2	88	10
DO	60.34	21.18	9	33.20	-	-	-	1	80	19

Overall Conf of Grade(%)					
A	B	C	D	E	F
-	-	-	-	81	19

Face Value Grade : E

	YEAR 1990				Conf of Grade for det (%)					
	mean	sd	no	90/10%ile	A	B	C	D	E	F
BOD	0.00	0.00	0	0.00						
Amm	0.00	0.00	0	0.00						
DO	0.00	0.00	0	0.00						

Overall Conf of Grade(%)					
A	B	C	D	E	F

Face Value Grade :

Sample Point No :1930170
 Name :BLOWELL DRAIN AT BLOWELL A19 ROAD BRIDGE

	YEAR 1994				Conf of Grade for det (%)					
	mean	sd	no	90/10%ile	A	B	C	D	E	F
BOD	1.58	1.22	23	3.00	13	75	12	-	-	-
Amm	0.06	0.06	23	0.12	95	5	-	-	-	-
DO	111.74	31.06	21	71.94	15	42	28	12	3	-

Overall Conf of Grade(%)					
A	B	C	D	E	F
-	57	28	12	3	-

Face Value Grade : B

	YEAR 1990				Conf of Grade for det (%)					
	mean	sd	no	90/10%ile	A	B	C	D	E	F
BOD	1.44	0.77	12	2.41	55	41	4	-	-	-
Amm	0.24	0.50	13	0.55	1	55	34	9	1	-
DO	91.58	19.75	12	66.27	2	26	44	21	7	-

Overall Conf of Grade(%)					
A	B	C	D	E	F
-	28	44	21	7	-

Face Value Grade : C

Sample Point No :1930380
 Name :DOBELLA DRAIN AT CONFLUENCE WITH DUTCH RIVER (TIDA

	YEAR 1994				Conf of Grade for det (%)					
	mean	sd	no	90/10%ile	A	B	C	D	E	F
BOD	6.40	13.66	35	14.54	-	-	-	1	52	47
Amm	0.85	1.03	36	1.83	-	-	4	85	11	-
DO	75.07	40.21	31	23.54	-	-	-	-	62	38

Overall Conf of Grade(%)					
A	B	C	D	E	F
-	-	-	-	53	47

Face Value Grade : E

	YEAR 1990				Conf of Grade for det (%)					
	mean	sd	no	90/10%ile	A	B	C	D	E	F
BOD	37.92	85.58	15	86.03	-	-	-	-	-	100
Amm	1.36	1.58	15	2.90	-	-	-	29	70	1
DO	81.00	36.52	13	34.20	-	-	1	7	69	23

Overall Conf of Grade(%)					
A	B	C	D	E	F
-	-	-	-	-	100

Face Value Grade : F

Sample Point No :1930385
 Name :DOBELLA DRAIN D/S STW SOUTH PASTURES

	YEAR 1994				Conf of Grade for det (%)					
	mean	sd	no	90/10%ile	A	B	C	D	E	F
BOD	12.61	9.58	34	23.85	-	-	-	-	-	100
Amm	2.30	2.10	34	4.61	-	-	-	-	100	-
DO	59.99	29.00	31	22.83	-	-	-	-	63	37

Overall Conf of Grade(%)					
A	B	C	D	E	F
-	-	-	-	-	100

Face Value Grade : F

	YEAR 1990				Conf of Grade for det (%)					
	mean	sd	no	90/10%ile	A	B	C	D	E	F
BOD	0.00	0.00	0	0.00						
Amm	0.00	0.00	0	0.00						
DO	0.00	0.00	0	0.00						

Overall Conf of Grade(%)					
A	B	C	D	E	F

Face Value Grade :

Sample Point No :1930570
 Name :GREAT COMMON DRAIN AT CONFLUENCE WITH R.WENT

	YEAR 1994				Conf of Grade for det (%)					
	mean	sd	no	90/10%ile	A	B	C	D	E	F
BOD	1.66	1.19	37	3.08	5	89	6	-	-	-
Amm	0.89	0.84	37	1.80	-	-	2	92	6	-
DO	85.76	21.88	35	57.72	-	-	30	60	10	-

Overall Conf of Grade(%)
 A B C D E F

-	-	-	90	10	-
---	---	---	----	----	---

Face Value Grade : D

	YEAR 1990				Conf of Grade for det (%)					
	mean	sd	no	90/10%ile	A	B	C	D	E	F
BOD	2.94	2.73	12	5.92	-	6	45	24	23	2
Amm	2.05	1.99	13	4.18	-	-	-	2	94	4
DO	68.83	19.80	12	43.46	-	-	-	15	83	2

Overall Conf of Grade(%)
 A B C D E F

-	-	-	2	94	4
---	---	---	---	----	---

Face Value Grade : E

Sample Point No :1930600
 Name :HARDWICK BECK ABOVE CONFLUENCE WITH RIVER WENT

	YEAR 1994				Conf of Grade for det (%)					
	mean	sd	no	90/10%ile	A	B	C	D	E	F
BOD	1.92	0.87	36	3.04	1	98	1	-	-	-
Amm	0.17	0.18	36	0.35	-	99	1	-	-	-
DO	90.50	18.34	34	67.00	-	21	70	9	-	-

Overall Conf of Grade(%)
 A B C D E F

1	20	70	9	-	-
---	----	----	---	---	---

Face Value Grade : C

	YEAR 1990				Conf of Grade for det (%)					
	mean	sd	no	90/10%ile	A	B	C	D	E	F
BOD	0.00	0.00	0	0.00						
Amm	0.00	0.00	0	0.00						
DO	0.00	0.00	0	0.00						

Overall Conf of Grade(%)
 A B C D E F

--	--	--	--	--	--

Face Value Grade :

Sample Point No :1930615
 Name :HESSLE BECK AT HESSLE HALL

	YEAR 1994				Conf of Grade for det (%)					
	mean	sd	no	90/10%ile	A	B	C	D	E	F
BOD	2.56	1.73	23	4.65	-	15	72	12	1	-
Amm	0.35	0.89	23	0.79	-	21	63	15	1	-
DO	93.54	14.39	21	75.10	9	74	17	-	-	-

Overall Conf of Grade(%)
 A B C D E F

9	3	72	15	1	-
---	---	----	----	---	---

Face Value Grade : C

	YEAR 1990				Conf of Grade for det (%)					
	mean	sd	no	90/10%ile	A	B	C	D	E	F
BOD	1.84	0.81	13	2.89	13	80	7	-	-	-
Amm	0.11	0.08	14	0.21	45	55	-	-	-	-
DO	86.46	11.38	13	71.88	1	62	35	2	-	-

Overall Conf of Grade(%)
 A B C D E F

-16	79	35	2	-	-
-----	----	----	---	---	---

Face Value Grade : B

Sample Point No :1930620
 Name :HESSLE BECK AT OLTLEY BRIDGE

	YEAR 1994				Conf of Grade for det (%)					
	mean	sd	no	90/10%ile	A	B	C	D	E	F
BOD	2.43	2.81	28	5.18	-	10	59	24	7	-
Amm	0.47	0.41	28	0.93	-	-	92	8	-	-
DO	64.34	23.67	26	34.01	-	-	-	-	96	4

Overall Conf of Grade(%)
 A B C D E F

-	-	-	-	96	4
---	---	---	---	----	---

Face Value Grade : E

	YEAR 1990				Conf of Grade for det (%)					
	mean	sd	no	90/10%ile	A	B	C	D	E	F
BOD	2.24	1.56	15	4.11	-	44	46	9	1	-
Amm	0.54	0.60	16	1.14	-	-	62	35	3	-
DO	48.27	23.85	15	17.71	-	-	-	-	37	63

Overall Conf of Grade(%)
 A B C D E F

-	-	-	-	37	63
---	---	---	---	----	----

Face Value Grade : F

Sample Point No :1930645
 Name :HOYLE MILL STREAM A638

	YEAR 1994				Conf of Grade for det (%)					
	mean	sd	no	90/10%ile	A	B	C	D	E	F
BOD	2.20	1.07	36	3.57	-	82	18	-	-	-
Amm	0.29	0.25	36	0.57	-	60	40	-	-	-
DO	83.41	14.67	34	64.61	-	4	83	13	-	-

Overall Conf of Grade(%)
 A B C D E F

-	4	83	13	-	-
---	---	----	----	---	---

Face Value Grade : C

	YEAR 1990				Conf of Grade for det (%)					
	mean	sd	no	90/10%ile	A	B	C	D	E	F
BOD	3.53	2.46	14	6.49	-	1	33	41	25	-
Amm	0.61	0.51	15	1.19	-	-	60	38	2	-
DO	71.31	11.00	13	57.21	-	-	21	68	11	-

Overall Conf of Grade(%)
 A B C D E F

-	1	6	68	25	-
---	---	---	----	----	---

Face Value Grade : D

Sample Point No :1930680
 Name :LAKE DRAIN AT A19 LAKE BRIDGE

	YEAR 1994				Conf of Grade for det (%)					
	mean	sd	no	90/10%ile	A	B	C	D	E	F
BOD	1.35	0.55	35	2.07	96	4	-	-	-	-
Amm	0.08	0.11	36	0.18	68	32	-	-	-	-
DO	102.25	23.11	32	72.63	6	59	32	3	-	-

Overall Conf of Grade(%)
 A B C D E F

6	59	32	3	-	-
---	----	----	---	---	---

Face Value Grade : B

	YEAR 1990				Conf of Grade for det (%)					
	mean	sd	no	90/10%ile	A	B	C	D	E	F
BOD	1.77	0.81	13	2.81	19	75	6	-	-	-
Amm	0.12	0.14	14	0.26	19	78	3	-	-	-
DO	97.38	16.71	13	75.97	22	54	21	3	-	-

Overall Conf of Grade(%)
 A B C D E F

-2	78	21	3	-	-
----	----	----	---	---	---

Face Value Grade : B

Sample Point No :1930725
 Name :LITTLE WENT AT HARDWICK ROAD

	YEAR 1994				Conf of Grade for det (%)					
	mean	sd	no	90/10%ile	A	B	C	D	E	F
BOD	6.62	3.31	35	10.85	-	-	-	-	99	1
Amm	3.83	3.48	35	7.66	-	-	-	-	78	22
DO	69.49	15.11	30	50.13	-	-	-	51	49	-

Overall Conf of Grade(%)
 A B C D E F

-	-	-	-	78	22
---	---	---	---	----	----

Face Value Grade : E

	YEAR 1990				Conf of Grade for det (%)					
	mean	sd	no	90/10%ile	A	B	C	D	E	F
BOD	7.67	3.77	21	12.49	-	-	-	-	85	15
Amm	5.37	3.55	22	9.69	-	-	-	-	31	69
DO	57.86	19.58	21	32.77	-	-	-	-	96	4

Overall Conf of Grade(%)
 A B C D E F

-	-	-	-	31	69
---	---	---	---	----	----

Face Value Grade : F

Sample Point No :1931290
 Name :RIVER WENT ABOVE CONFLUENCE WITH HARDWICK BECK

	YEAR 1994				Conf of Grade for det (%)					
	mean	sd	no	90/10%ile	A	B	C	D	E	F
BOD	1.78	0.76	36	2.77	11	89	-	-	-	-
Amm	0.29	0.39	36	0.64	-	39	61	-	-	-
DO	77.81	23.56	33	47.62	-	-	-	31	69	-

Overall Conf of Grade(%)
 A B C D E F

-	-	-	31	69	-
---	---	---	----	----	---

Face Value Grade : E

	YEAR 1990				Conf of Grade for det (%)					
	mean	sd	no	90/10%ile	A	B	C	D	E	F
BOD	2.75	2.87	13	5.72	-	9	45	23	21	2
Amm	0.81	1.55	14	1.84	-	-	17	51	31	1
DO	63.62	22.82	13	34.38	-	-	-	1	87	12

Overall Conf of Grade(%)
 A B C D E F

-	-	-	1	87	12
---	---	---	---	----	----

Face Value Grade : E

Sample Point No :1931300
 Name :RIVER WENT AT ACKWORTH

	YEAR 1994				Conf of Grade for det (%)					
	mean	sd	no	90/10%ile	A	B	C	D	E	F
BOD	1.78	0.73	71	2.73	6	94	-	-	-	-
Amm	0.15	0.17	72	0.32	-	100	-	-	-	-
DO	94.21	21.08	69	67.19	-	18	79	3	-	-

Overall Conf of Grade(%)					
A	B	C	D	E	F
6	12	79	3	-	-

Face Value Grade : C

	YEAR 1990				Conf of Grade for det (%)					
	mean	sd	no	90/10%ile	A	B	C	D	E	F
BOD	2.12	0.90	35	3.29	-	96	4	-	-	-
Amm	0.25	0.35	36	0.55	-	62	38	-	-	-
DO	84.06	13.91	32	66.23	-	10	84	6	-	-

Overall Conf of Grade(%)					
A	B	C	D	E	F
-	10	84	6	-	-

Face Value Grade : C

Sample Point No :1931310
 Name :RIVER WENT AT ASKERN (A19 ROAD BRIDGE)

	YEAR 1994				Conf of Grade for det (%)					
	mean	sd	no	90/10%ile	A	B	C	D	E	F
BOD	2.38	0.95	72	3.62	-	93	7	-	-	-
Amm	0.27	0.32	73	0.58	-	59	41	-	-	-
DO	98.74	25.49	63	66.07	-	16	73	11	-	-

Overall Conf of Grade(%)					
A	B	C	D	E	F
-	16	73	11	-	-

Face Value Grade : C

	YEAR 1990				Conf of Grade for det (%)					
	mean	sd	no	90/10%ile	A	B	C	D	E	F
BOD	2.39	1.09	47	3.80	-	70	30	-	-	-
Amm	0.27	0.33	48	0.58	-	56	44	-	-	-
DO	94.07	21.30	44	66.77	-	20	71	9	-	-

Overall Conf of Grade(%)					
A	B	C	D	E	F
-	20	71	9	-	-

Face Value Grade : C

Sample Point No :1931350
 Name :RIVER WENT AT STANDING FLATS BRIDGE

	YEAR 1994				Conf of Grade for det (%)					
	mean	sd	no	90/10%ile	A	B	C	D	E	F
BOD	3.20	1.46	46	5.08	-	-	95	5	-	-
Amm	0.31	0.32	46	0.64	-	33	67	-	-	-
DO	100.96	28.81	43	64.04	-	13	59	26	2	-

Overall Conf of Grade(%)					
A	B	C	D	E	F
-	-	72	26	2	-

Face Value Grade : C

	YEAR 1990				Conf of Grade for det (%)					
	mean	sd	no	90/10%ile	A	B	C	D	E	F
BOD	0.00	0.00	0	0.00						
Amm	0.00	0.00	0	0.00						
DO	0.00	0.00	0	0.00						

Overall Conf of Grade(%)					
A	B	C	D	E	F

Face Value Grade :

Sample Point No :1931360
 Name :RIVER WENT AT SYKEHOUSE

	YEAR 1994				Conf of Grade for det (%)					
	mean	sd	no	90/10%ile	A	B	C	D	E	F
BOD	1.70	0.59	61	2.47	56	44	-	-	-	-
Amm	0.15	0.15	62	0.31	-	100	-	-	-	-
DO	77.78	25.96	59	44.51	-	-	-	9	91	-

Overall Conf of Grade(%)					
A	B	C	D	E	F
-	-	-	9	91	-

Face Value Grade : E

	YEAR 1990				Conf of Grade for det (%)					
	mean	sd	no	90/10%ile	A	B	C	D	E	F
BOD	2.49	1.57	35	4.42	-	19	78	3	-	-
Amm	0.51	0.60	36	1.09	-	-	76	24	-	-
DO	79.94	17.64	33	57.33	-	-	23	70	7	-

Overall Conf of Grade(%)					
A	B	C	D	E	F
-	19	4	70	7	-

Face Value Grade : D

Sample Point No :1931390
 Name :RIVER WENT AT WENTBRIDGE

	YEAR 1994				Conf of Grade for det (%)					
	mean	sd	no	90/10%ile	A	B	C	D	E	F
BOD	2.97	1.41	71	4.78	-	-	100	-	-	-
Amm	0.49	0.52	72	1.02	-	-	94	6	-	-
DO	90.75	23.69	67	60.39	-	-	53	46	1	-

Overall Conf of Grade(%)					
A	B	C	D	E	F
-	-	53	46	1	-

Face Value Grade : C

	YEAR 1990				Conf of Grade for det (%)					
	mean	sd	no	90/10%ile	A	B	C	D	E	F
BOD	3.85	1.85	34	6.22	-	-	35	63	2	-
Amm	0.71	0.47	35	1.28	-	-	53	47	-	-
DO	77.88	24.33	32	46.70	-	-	-	25	75	-

Overall Conf of Grade(%)					
A	B	C	D	E	F
-	-	-	26	74	-

Face Value Grade : E

Sample Point No :1931860
 Name :WENT BECK AT SHARLSTON A645

	YEAR 1994				Conf of Grade for det (%)					
	mean	sd	no	90/10%ile	A	B	C	D	E	F
BOD	1.39	0.60	36	2.17	90	10	-	-	-	-
Amm	0.33	0.36	36	0.69	-	20	80	-	-	-
DO	92.40	11.57	34	77.57	15	84	1	-	-	-

Overall Conf of Grade(%)					
A	B	C	D	E	F
-	21	79	-	-	-

Face Value Grade : C

	YEAR 1990				Conf of Grade for det (%)					
	mean	sd	no	90/10%ile	A	B	C	D	E	F
BOD	1.69	0.72	13	2.62	35	62	3	-	-	-
Amm	0.66	1.00	14	1.47	-	-	35	48	17	-
DO	90.15	17.04	13	68.31	1	36	45	16	2	-

Overall Conf of Grade(%)					
A	B	C	D	E	F
-	-	35	48	17	-

Face Value Grade : D

Sample Point No :1931970
 Name :WOMERSLEY BECK AT WOMERSLEY

	YEAR 1994				Conf of Grade for det (%)					
	mean	sd	no	90/10%ile	A	B	C	D	E	F
BOD	2.16	0.97	35	3.41	-	91	9	-	-	-
Amm	0.20	0.47	36	0.45	-	78	22	-	-	-
DO	87.03	22.02	33	58.81	-	1	39	52	8	-

Overall Conf of Grade (%)
 A B C D E F

-	-	40	52	8	-
---	---	----	----	---	---

Face Value Grade : D

	YEAR 1990				Conf of Grade for det (%)					
	mean	sd	no	90/10%ile	A	B	C	D	E	F
BOD	1.97	0.98	22	3.22	1	88	11	-	-	-
Amm	0.20	0.21	22	0.42	-	88	12	-	-	-
DO	82.37	23.45	19	52.32	-	-	10	50	40	-

Overall Conf of Grade (%)
 A B C D E F

-	-	11	49	40	-
---	---	----	----	----	---

Face Value Grade : D

Sample Point No :1940290
 Name :CARLTON BECK AT POINT E NORTH EAST OF LEEDS AND BR

	YEAR 1994				Conf of Grade for det (%)					
	mean	sd	no	90/10%ile	A	B	C	D	E	F
BOD	3.09	4.06	35	6.75	-	-	27	46	27	-
Amm	0.16	0.17	35	0.33	-	99	1	-	-	-
DO	92.20	11.74	15	77.15	20	70	10	-	-	-

Overall Conf of Grade (%)
 A B C D E F

-	-	28	45	27	-
---	---	----	----	----	---

Face Value Grade : D

	YEAR 1990				Conf of Grade for det (%)					
	mean	sd	no	90/10%ile	A	B	C	D	E	F
BOD	0.00	0.00	0	0.00						
Amm	0.00	0.00	0	0.00						
DO	0.00	0.00	0	0.00						

Overall Conf of Grade (%)
 A B C D E F

--	--	--	--	--	--

Face Value Grade :

Sample Point No.:1940520
 Name :FARNLEY BECK BELOW PUDSEY (AT RING ROAD).

	YEAR 1994				Conf of Grade for det (%)					
	mean	sd	no	90/10%ile	A	B	C	D	E	F
BOD	2.95	2.71	35	5.92	-	-	52	40	8	-
Amm	0.68	0.60	35	1.35	-	-	41	59	-	-
DO	93.48	15.39	29	73.76	3	75	21	1	-	-

Overall Conf of Grade(%)
 A B C D E F

-	-	33	59	8	-
---	---	----	----	---	---

Face Value Grade : D

	YEAR 1990				Conf of Grade for det (%)					
	mean	sd	no	90/10%ile	A	B	C	D	E	F
BOD	2.92	1.96	35	5.30	-	1	76	22	1	-
Amm	0.48	0.54	36	1.02	-	-	84	16	-	-
DO	90.20	21.37	30	62.81	-	6	61	31	2	-

Overall Conf of Grade(%)
 A B C D E F

-	-	67	31	2	-
---	---	----	----	---	---

Face Value Grade : C

Sample Point No :1940540
 Name :FRYSTON BECK AT FERRYBRIDGE

	YEAR 1994				Conf of Grade for det (%)					
	mean	sd	no	90/10%ile	A	B	C	D	E	F
BOD	3.23	2.74	33	6.33	-	-	36	51	13	-
Amm	0.44	0.54	34	0.95	-	1	87	12	-	-
DO	83.43	18.45	26	59.79	-	1	47	47	5	-

Overall Conf of Grade(%)
 A B C D E F

-	2	34	51	13	-
---	---	----	----	----	---

Face Value Grade : D

	YEAR 1990				Conf of Grade for det (%)					
	mean	sd	no	90/10%ile	A	B	C	D	E	F
BOD	0.00	2.87	5	0.00	-	-	-	-	-	-
Amm	31.00	0.93	2	0.00	-	-	-	-	-	-
DO	33.00	85.54	56	0.01	-	-	-	-	-	100

Overall Conf of Grade(%)
 A B C D E F

-	-	-	-	-	100
---	---	---	---	---	-----

Face Value Grade :

Sample Point No :1940585
 Name :INGS AND TETHERINGS DRAIN AT ROALL ON A19

	YEAR 1994				Conf of Grade for det (%)					
	mean	sd	no	90/10%ile	A	B	C	D	E	F
BOD	1.97	1.20	36	3.46	-	83	17	-	-	-
Amm	0.19	0.25	36	0.42	-	91	9	-	-	-
DO	76.18	25.63	28	43.33	-	-	-	12	88	-

Overall Conf of Grade(%)
 A B C D E F

-	-	-	12	88	-
---	---	---	----	----	---

Face Value Grade : E

	YEAR 1990				Conf of Grade for det (%)					
	mean	sd	no	90/10%ile	A	B	C	D	E	F
BOD	0.00	0.00	0	0.00						
Amm	0.00	0.00	0	0.00						
DO	0.00	0.00	0	0.00						

Overall Conf of Grade(%)
 A B C D E F

--	--	--	--	--	--

Face Value Grade :

Sample Point No :1940590
 Name :INGS AND TETHERINGS DRAIN BELOW BECK DRAIN

	YEAR 1994				Conf of Grade for det (%)					
	mean	sd	no	90/10%ile	A	B	C	D	E	F
BOD	3.11	1.99	35	5.55	-	-	68	30	2	-
Amm	0.40	0.37	35	0.80	-	3	96	1	-	-
DO	71.96	21.79	27	44.04	-	-	-	11	89	-

Overall Conf of Grade(%)
 A B C D E F

-	-	-	11	89	-
---	---	---	----	----	---

Face Value Grade : E

	YEAR 1990				Conf of Grade for det (%)					
	mean	sd	no	90/10%ile	A	B	C	D	E	F
BOD	0.00	0.00	0	0.00						
Amm	0.00	0.00	0	0.00						
DO	0.00	0.00	0	0.00						

Overall Conf of Grade(%)
 A B C D E F

--	--	--	--	--	--

Face Value Grade :

Sample Point No :1940650
 Name :LEEDS / LIVERPOOL CANAL AT OFFICE LOCK

	YEAR 1994				Conf of Grade for det (%)					
	mean	sd	no	90/10%ile	A	B	C	D	E	F
BOD	2.38	1.53	38	4.25	-	29	70	1	-	-
Amm	0.13	0.22	38	0.29	4	95	1	-	-	-
DO	87.58	13.32	31	70.51	-	55	45	-	-	-

Overall Conf of Grade(%)					
A	B	C	D	E	F
4	25	70	1	-	-

Face Value Grade : C

	YEAR 1990				Conf of Grade for det (%)					
	mean	sd	no	90/10%ile	A	B	C	D	E	F
BOD	2.29	1.13	21	3.74	-	65	35	-	-	-
Amm	0.08	0.06	21	0.15	87	13	-	-	-	-
DO	91.71	10.18	17	78.66	31	66	3	-	-	-

Overall Conf of Grade(%)					
A	B	C	D	E	F
-	65	35	-	-	-

Face Value Grade : B

Sample Point No :1940700
 Name :LIN DIKE AT NEWTON INGS

	YEAR 1994				Conf of Grade for det (%)					
	mean	sd	no	90/10%ile	A	B	C	D	E	F
BOD	7.03	3.38	30	11.37	-	-	-	-	98	2
Amm	10.59	8.78	29	20.60	-	-	-	-	-	100
DO	67.00	13.60	24	49.57	-	-	-	45	55	-

Overall Conf of Grade(%)					
A	B	C	D	E	F
-	-	-	-	-	100

Face Value Grade : F

	YEAR 1990				Conf of Grade for det (%)					
	mean	sd	no	90/10%ile	A	B	C	D	E	F
BOD	6.16	2.76	21	9.73	-	-	-	3	96	1
Amm	7.71	7.12	21	15.50	-	-	-	-	-	100
DO	61.88	19.72	17	36.61	-	-	-	-	97	3

Overall Conf of Grade(%)					
A	B	C	D	E	F
-	-	-	-	-	100

Face Value Grade : F

Sample Point No :1940710
 Name :LIN DYKE DOWNSTREAM OF OWLWOOD WPC WORKS

	YEAR 1994				Conf of Grade for det (%)					
	mean	sd	no	90/10%ile	A	B	C	D	E	F
BOD	9.23	3.84	33	14.22	-	-	-	-	68	32
Amm	13.23	9.35	33	24.43	-	-	-	-	-	100
DO	81.23	16.07	22	60.64	-	1	53	42	4	-

Overall Conf of Grade(%)					
A	B	C	D	E	F
-	-	-	-	-	100

Face Value Grade : F

	YEAR 1990				Conf of Grade for det (%)					
	mean	sd	no	90/10%ile	A	B	C	D	E	F
BOD	0.00	0.00	0	0.00						
Amm	0.00	0.00	0	0.00						
DO	0.00	0.00	0	0.00						

Overall Conf of Grade(%)					
A	B	C	D	E	F

Face Value Grade :

Sample Point No :1940715
 Name :LIN DYKE UPSTREAM OF OWLWOOD WPC WORKS

	YEAR 1994				Conf of Grade for det (%)					
	mean	sd	no	90/10%ile	A	B	C	D	E	F
BOD	2.66	1.97	33	4.99	-	5	78	16	1	-
Amm	0.54	1.09	33	1.23	-	-	57	41	2	-
DO	97.68	9.17	22	85.93	96	4	-	-	-	-

Overall Conf of Grade(%)					
A	B	C	D	E	F
-	-	57	41	2	-

Face Value Grade : C

	YEAR 1990				Conf of Grade for det (%)					
	mean	sd	no	90/10%ile	A	B	C	D	E	F
BOD	0.00	0.00	0	0.00						
Amm	0.00	0.00	0	0.00						
DO	0.00	0.00	0	0.00						

Overall Conf of Grade(%)					
A	B	C	D	E	F

Face Value Grade :

Sample Point No :1940755
 Name :MEANWOOD BECK AT MEANWOOD PARK

	YEAR 1994				Conf of Grade for det (%)					
	mean	sd	no	90/10%ile	A	B	C	D	E	F
BOD	2.12	1.44	17	3.86	-	55	40	5	-	-
Amm	0.06	0.06	17	0.12	91	9	-	-	-	-
DO	92.66	10.69	15	78.96	37	59	4	-	-	-

Overall Conf of Grade(%)						
A	B	C	D	E	F	
-	55	40	5	-	-	

Face Value Grade : B

	YEAR 1990				Conf of Grade for det (%)					
	mean	sd	no	90/10%ile	A	B	C	D	E	F
BOD	0.00	0.00	0	0.00						
Amm	0.00	0.00	0	0.00						
DO	0.00	0.00	0	0.00						

Overall Conf of Grade(%)						
A	B	C	D	E	F	

Face Value Grade :

Sample Point No :1940800
 Name :MILLSHAW BECK AT BEESTON.

	YEAR 1994				Conf of Grade for det (%)					
	mean	sd	no	90/10%ile	A	B	C	D	E	F
BOD	6.14	10.88	33	13.90	-	-	-	1	58	41
Amm	1.33	1.47	33	2.80	-	-	-	27	73	-
DO	91.73	23.36	26	61.79	-	6	53	35	6	-

Overall Conf of Grade(%)						
A	B	C	D	E	F	
-	-	-	-	59	41	

Face Value Grade : E

	YEAR 1990				Conf of Grade for det (%)					
	mean	sd	no	90/10%ile	A	B	C	D	E	F
BOD	5.93	10.69	35	13.44	-	-	-	2	61	37
Amm	0.90	0.95	36	1.88	-	-	2	87	11	-
DO	91.97	17.51	29	69.53	-	45	51	4	-	-

Overall Conf of Grade(%)						
A	B	C	D	E	F	
-	-	-	2	61	37	

Face Value Grade : E

Sample Point No :1940925
 Name :OIL MILL BECK AT HORSFORTH STATION -LEEDS-BRADFOR

	YEAR 1994				Conf of Grade for det (%)					
	mean	sd	no	90/10%ile	A	B	C	D	E	F
BOD	1.73	0.83	34	2.80	11	89	-	-	-	-
Amm	0.08	0.10	34	0.17	70	30	-	-	-	-
DO	95.19	8.61	16	84.16	85	15	-	-	-	-

Overall Conf of Grade(%)					
A	B	C	D	E	F
11	89	-	-	-	-

Face Value Grade : B

	YEAR 1990				Conf of Grade for det (%)					
	mean	sd	no	90/10%ile	A	B	C	D	E	F
BOD	0.00	0.00	0	0.00						
Amm	0.00	0.00	0	0.00						
DO	0.00	0.00	0	0.00						

Overall Conf of Grade(%)					
A	B	C	D	E	F

Face Value Grade :

Sample Point No :1940940
 Name :OULTON BECK AT OULTON.

	YEAR 1994				Conf of Grade for det (%)					
	mean	sd	no	90/10%ile	A	B	C	D	E	F
BOD	2.57	1.64	33	4.58	-	13	82	5	-	-
Amm	0.11	0.14	33	0.24	19	81	-	-	-	-
DO	101.20	17.34	25	78.98	40	54	6	-	-	-

Overall Conf of Grade(%)					
A	B	C	D	E	F
-	13	82	5	-	-

Face Value Grade : C

	YEAR 1990				Conf of Grade for det (%)					
	mean	sd	no	90/10%ile	A	B	C	D	E	F
BOD	2.67	2.98	35	5.64	-	3	57	32	8	-
Amm	0.23	0.27	35	0.49	-	78	22	-	-	-
DO	94.06	12.77	31	77.69	20	78	2	-	-	-

Overall Conf of Grade(%)					
A	B	C	D	E	F
-	3	57	32	8	-

Face Value Grade : C

Sample Point No :1941030
 Name :RIVER AIRE ABOVE HICKSON AND WELCH

	YEAR 1994				Conf of Grade for det (%)					
	mean	sd	no	90/10%ile	A	B	C	D	E	F
BOD	5.31	1.84	127	7.72	-	-	-	79	21	-
Amm	1.58	0.79	126	2.59	-	-	-	25	75	-
DO	72.40	13.80	30	54.71	-	-	4	83	13	-

Overall Conf of Grade(%)
 A B C D E F

-	-	3	22	75	-
---	---	---	----	----	---

Face Value Grade : E

	YEAR 1990				Conf of Grade for det (%)					
	mean	sd	no	90/10%ile	A	B	C	D	E	F
BOD	6.50	2.79	32	10.12	-	-	-	-	100	-
Amm	2.12	1.30	34	3.73	-	-	-	-	100	-
DO	84.36	14.16	11	66.21	-	21	56	20	3	-

Overall Conf of Grade(%)
 A B C D E F

-	-	-	-	100	-
---	---	---	---	-----	---

Face Value Grade : E

Sample Point No :1941032
 Name :RIVER AIRE ABOVE THWAITE MILL WEIR

	YEAR 1994				Conf of Grade for det (%)					
	mean	sd	no	90/10%ile	A	B	C	D	E	F
BOD	4.65	1.92	144	7.15	-	-	-	99	1	-
Amm	0.41	0.29	144	0.76	-	-	100	-	-	-
DO	85.20	11.56	120	70.39	-	60	40	-	-	-

Overall Conf of Grade(%)
 A B C D E F

-	-	-	99	1	-
---	---	---	----	---	---

Face Value Grade : D

	YEAR 1990				Conf of Grade for det (%)					
	mean	sd	no	90/10%ile	A	B	C	D	E	F
BOD	5.59	2.26	132	8.53	-	-	-	7	93	-
Amm	0.49	0.30	136	0.86	-	-	100	-	-	-
DO	89.68	12.21	115	74.03	-	99	1	-	-	-

Overall Conf of Grade(%)
 A B C D E F

-	-	-	7	93	-
---	---	---	---	----	---

Face Value Grade : E

Sample Point No :1941035
Name :RIVER AIRE AT AIREDALE

	YEAR 1994				Conf of Grade for det (%)					
	mean	sd	no	90/10%ile	A	B	C	D	E	F
BOD	5.77	2.29	33	8.76	-	-	-	13	87	-
Amm	1.88	0.82	34	2.94	-	-	-	3	97	-
DO	68.40	16.88	28	46.77	-	-	-	19	81	-

Overall Conf of Grade(%)
A B C D E F

-	-	-	3	97	-
---	---	---	---	----	---

Face Value Grade : E

	YEAR 1990				Conf of Grade for det (%)					
	mean	sd	no	90/10%ile	A	B	C	D	E	F
BOD	6.08	1.99	32	8.70	-	-	-	11	89	-
Amm	2.51	1.44	34	4.31	-	-	-	-	100	-
DO	73.81	19.45	16	48.88	-	-	2	40	58	-

Overall Conf of Grade(%)
A B C D E F

-	-	-	-	100	-
---	---	---	---	-----	---

Face Value Grade : E

Sample Point No :1941040
Name :RIVER AIRE AT ALLERTON BYWATER.

	YEAR 1994				Conf of Grade for det (%)					
	mean	sd	no	90/10%ile	A	B	C	D	E	F
BOD	5.43	2.10	63	8.17	-	-	-	36	64	-
Amm	1.14	0.51	63	1.80	-	-	-	100	-	-
DO	68.69	17.68	55	46.03	-	-	-	9	91	-

Overall Conf of Grade(%)
A B C D E F

-	-	-	9	91	-
---	---	---	---	----	---

Face Value Grade : E

	YEAR 1990				Conf of Grade for det (%)					
	mean	sd	no	90/10%ile	A	B	C	D	E	F
BOD	6.69	2.21	34	9.60	-	-	-	-	100	-
Amm	1.33	0.94	35	2.46	-	-	-	54	46	-
DO	63.53	17.10	30	41.62	-	-	-	1	99	-

Overall Conf of Grade(%)
A B C D E F

-	-	-	-	100	-
---	---	---	---	-----	---

Face Value Grade : E

Sample Point No :1941050
Name :RIVER AIRE AT BEAL

	YEAR 1994				Conf of Grade for det (%)					
	mean	sd	no	90/10%ile	A	B	C	D	E	F
BOD	5.20	1.74	140	7.49	-	-	-	95	5	-
Amm	1.67	0.70	141	2.58	-	-	-	23	77	-
DO	75.28	16.74	109	53.83	-	-	-	95	5	-

Overall Conf of Grade(%)
A B C D E F

- - - 23 77 -

Face Value Grade : E

	YEAR 1990				Conf of Grade for det (%)					
	mean	sd	no	90/10%ile	A	B	C	D	E	F
BOD	5.96	2.50	110	9.21	-	-	-	-	100	-
Amm	2.16	1.09	113	3.55	-	-	-	-	100	-
DO	78.19	19.02	81	53.81	-	-	-	88	12	-

Overall Conf of Grade(%)
A B C D E F

- - - - 100 -

Face Value Grade : E

Sample Point No :1941060
Name :RIVER AIRE AT CALVERLY BRIDGE.

	YEAR 1994				Conf of Grade for det (%)					
	mean	sd	no	90/10%ile	A	B	C	D	E	F
BOD	5.59	2.37	143	8.67	-	-	-	3	97	-
Amm	0.36	0.26	143	0.67	-	5	95	-	-	-
DO	81.41	16.73	124	59.97	-	-	49	51	-	-

Overall Conf of Grade(%)
A B C D E F

- - - 3 97 -

Face Value Grade : E

	YEAR 1990				Conf of Grade for det (%)					
	mean	sd	no	90/10%ile	A	B	C	D	E	F
BOD	6.41	2.34	153	9.47	-	-	-	-	100	-
Amm	0.38	0.30	155	0.73	-	-	100	-	-	-
DO	72.86	25.93	128	39.63	-	-	-	-	100	-

Overall Conf of Grade(%)
A B C D E F

- - - - 100 -

Face Value Grade : E

Sample Point No :1941080
 Name :RIVER AIRE AT FERRYBRIDGE (D/S TEMP RECORDING POIN

	YEAR 1994				Conf of Grade for det (%)					
	mean	sd	no	90/10%ile	A	B	C	D	E	F
BOD	5.69	2.19	142	8.55	-	-	-	5	95	-
Amm	1.72	0.72	143	2.66	-	-	-	8	92	-
DO	67.87	17.16	109	45.88	-	-	-	2	98	-

Overall Conf of Grade(%)
 A B C D E F

-	-	-	2	98	-
---	---	---	---	----	---

Face Value Grade : E

	YEAR 1990				Conf of Grade for det (%)					
	mean	sd	no	90/10%ile	A	B	C	D	E	F
BOD	6.87	3.28	30	11.08	-	-	-	-	99	1
Amm	2.25	1.21	32	3.78	-	-	-	-	100	-
DO	70.08	20.30	25	44.06	-	-	-	10	90	-

Overall Conf of Grade(%)
 A B C D E F

-	-	-	-	99	1
---	---	---	---	----	---

Face Value Grade : E

Sample Point No :1941095
 Name :RIVER AIRE AT FLEET WEIR

	YEAR 1994				Conf of Grade for det (%)					
	mean	sd	no	90/10%ile	A	B	C	D	E	F
BOD	6.62	2.15	144	9.45	-	-	-	-	100	-
Amm	1.04	0.51	144	1.69	-	-	-	100	-	-
DO	76.03	18.28	120	52.60	-	-	-	85	15	-

Overall Conf of Grade(%)
 A B C D E F

-	-	-	-	100	-
---	---	---	---	-----	---

Face Value Grade : E

	YEAR 1990				Conf of Grade for det (%)					
	mean	sd	no	90/10%ile	A	B	C	D	E	F
BOD	7.51	3.08	150	11.52	-	-	-	-	100	-
Amm	1.49	1.06	152	2.76	-	-	-	7	93	-
DO	65.68	26.90	126	31.21	-	-	-	-	100	-

Overall Conf of Grade(%)
 A B C D E F

-	-	-	-	100	-
---	---	---	---	-----	---

Face Value Grade : E

Sample Point No :1941100
 Name :RIVER AIRE AT KIRKSTALL BRIDGE

	YEAR 1994				Conf of Grade for det (%)					
	mean	sd	no	90/10%ile	A	B	C	D	E	F
BOD	5.28	2.25	70	8.20	-	-	-	34	66	-
Amm	0.42	0.24	70	0.72	-	1	99	-	-	-
DO	84.28	13.91	60	66.45	-	5	94	1	-	-

Overall Conf of Grade(%)

A	B	C	D	E	F
-	-	-	34	66	-

Face Value Grade : E

	YEAR 1990				Conf of Grade for det (%)					
	mean	sd	no	90/10%ile	A	B	C	D	E	F
BOD	6.68	2.91	36	10.45	-	-	-	-	100	-
Amm	0.63	0.41	37	1.13	-	-	81	19	-	-
DO	83.37	14.85	30	64.34	-	3	80	17	-	-

Overall Conf of Grade(%)

A	B	C	D	E	F
-	-	-	-	100	-

Face Value Grade : E

Sample Point No :1941120
 Name :RIVER AIRE AT LEEDS BRIDGE.

	YEAR 1994				Conf of Grade for det (%)					
	mean	sd	no	90/10%ile	A	B	C	D	E	F
BOD	4.51	1.95	138	7.04	-	-	-	99	1	-
Amm	0.39	0.30	139	0.74	-	-	100	-	-	-
DO	86.16	11.36	122	71.60	-	85	15	-	-	-

Overall Conf of Grade(%)

A	B	C	D	E	F
-	-	-	99	1	-

Face Value Grade : D

	YEAR 1990				Conf of Grade for det (%)					
	mean	sd	no	90/10%ile	A	B	C	D	E	F
BOD	5.87	2.47	152	9.08	-	-	-	-	100	-
Amm	0.53	0.46	156	1.05	-	-	99	1	-	-
DO	82.61	13.36	127	65.49	-	-	100	-	-	-

Overall Conf of Grade(%)

A	B	C	D	E	F
-	-	-	-	100	-

Face Value Grade : E

Sample Point No :1941130
Name :AIRE AT SNAITH

	YEAR 1994				Conf of Grade for det (%)					
	mean	sd	no	90/10%ile	A	B	C	D	E	F
BOD	4.90	1.24	30	6.54	-	-	5	94	1	-
Amm	1.29	0.63	30	2.10	-	-	-	90	10	-
DO	67.35	22.02	28	39.13	-	-	-	1	99	-

Overall Conf of Grade(%)
A B C D E F

- - - 2 98 -

Face Value Grade : E

	YEAR 1990				Conf of Grade for det (%)					
	mean	sd	no	90/10%ile	A	B	C	D	E	F
BOD	5.16	1.39	41	6.99	-	-	-	98	2	-
Amm	2.03	1.04	41	3.35	-	-	-	-	100	-
DO	69.79	15.45	27	49.99	-	-	-	50	50	-

Overall Conf of Grade(%)
A B C D E F

- - - - 100 -

Face Value Grade : E

Sample Point No :1941132
Name :RIVER AIRE AT SOUTH ACCOMODATION ROAD BRIDGE

	YEAR 1994				Conf of Grade for det (%)					
	mean	sd	no	90/10%ile	A	B	C	D	E	F
BOD	4.67	2.03	142	7.30	-	-	-	96	4	-
Amm	0.42	0.35	142	0.82	-	-	100	-	-	-
DO	82.51	12.67	119	66.27	-	1	99	-	-	-

Overall Conf of Grade(%)
A B C D E F

- - - 96 4 -

Face Value Grade : D

	YEAR 1990				Conf of Grade for det (%)					
	mean	sd	no	90/10%ile	A	B	C	D	E	F
BOD	5.65	2.34	131	8.69	-	-	-	3	97	-
Amm	0.65	1.12	135	1.47	-	-	17	83	-	-
DO	81.85	15.52	108	61.96	-	-	81	19	-	-

Overall Conf of Grade(%)
A B C D E F

- - - 3 97 -

Face Value Grade : E

Sample Point No :1941150
 Name :RIVER AIRE BELOW HICKSON AND WELCH

	YEAR 1994				Conf of Grade for det (%)					
	mean	sd	no	90/10%ile	A	B	C	D	E	F
BOD	5.00	2.17	40	7.81	-	-	-	59	41	-
Amm	1.56	1.30	40	3.04	-	-	-	8	92	-
DO	73.90	13.65	27	56.41	-	-	12	81	7	-

Overall Conf of Grade(%)					
A	B	C	D	E	F
-	-	-	8	92	-

Face Value Grade : E

	YEAR 1990				Conf of Grade for det (%)					
	mean	sd	no	90/10%ile	A	B	C	D	E	F
BOD	6.07	2.53	29	9.36	-	-	-	4	96	-
Amm	2.35	1.95	32	4.57	-	-	-	-	100	-
DO	77.14	16.87	14	55.52	-	-	19	55	26	-

Overall Conf of Grade(%)					
A	B	C	D	E	F
-	-	-	-	100	-

Face Value Grade : E

Sample Point No :1941540
 Name :SELBY CANAL AT A19 ROAD BRIDGE

	YEAR 1994				Conf of Grade for det (%)					
	mean	sd	no	90/10%ile	A	B	C	D	E	F
BOD	3.46	1.57	11	5.49	-	1	62	29	8	-
Amm	0.88	0.71	11	1.70	-	-	13	69	18	-
DO	62.60	24.85	10	30.75	-	-	-	1	74	25

Overall Conf of Grade(%)					
A	B	C	D	E	F
-	-	-	2	73	25

Face Value Grade : E

	YEAR 1990				Conf of Grade for det (%)					
	mean	sd	no	90/10%ile	A	B	C	D	E	F
BOD	4.06	3.22	11	7.79	-	-	13	39	42	6
Amm	0.99	0.58	12	1.71	-	-	6	83	11	-
DO	83.40	47.72	10	22.24	-	-	1	4	48	47

Overall Conf of Grade(%)					
A	B	C	D	E	F
-	-	-	5	48	47

Face Value Grade : E

Sample Point No :1941560
 Name :SELBY CANAL AT SELBY LOCK

	YEAR 1994				Conf of Grade for det (%)					
	mean	sd	no	90/10%ile	A	B	C	D	E	F
BOD	2.81	2.42	37	5.53	-	1	65	31	3	-
Amm	0.25	0.26	37	0.52	-	74	26	-	-	-
DO	72.09	19.49	34	47.11	-	-	-	23	77	-

Overall Conf of Grade(%)
 A B C D E F

-	-	-	23	77	-
---	---	---	----	----	---

Face Value Grade : E

	YEAR 1990				Conf of Grade for det (%)					
	mean	sd	no	90/10%ile	A	B	C	D	E	F
BOD	0.00	0.00	0	0.00						
Amm	0.00	0.00	0	0.00						
DO	0.00	0.00	0	0.00						

Overall Conf of Grade(%)
 A B C D E F

--	--	--	--	--	--

Face Value Grade :

Sample Point No :1941600
 Name :SHEEPSCAR BECK AT HOPE STREET

	YEAR 1994				Conf of Grade for det (%)					
	mean	sd	no	90/10%ile	A	B	C	D	E	F
BOD	4.48	4.70	33	9.32	-	-	-	19	78	3
Amm	0.33	0.70	33	0.75	-	20	73	7	-	-
DO	95.41	17.02	27	73.60	4	70	25	1	-	-

Overall Conf of Grade(%)
 A B C D E F

-	-	-	19	78	3
---	---	---	----	----	---

Face Value Grade : E

	YEAR 1990				Conf of Grade for det (%)					
	mean	sd	no	90/10%ile	A	B	C	D	E	F
BOD	0.00	0.00	0	0.00						
Amm	0.00	0.00	0	0.00						
DO	0.00	0.00	0	0.00						

Overall Conf of Grade(%)
 A B C D E F

--	--	--	--	--	--

Face Value Grade :

Sample Point No :1941725
 Name :TONG BECK ABOVE CONFLUENCE

	YEAR 1994				Conf of Grade for det (%)					
	mean	sd	no	90/10%ile	A	B	C	D	E	F
BOD	1.85	1.15	25	3.27	2	83	15	-	-	-
Amm	0.58	0.86	25	1.29	-	-	50	46	4	-
DO	94.15	11.90	20	78.90	36	61	3	-	-	-

Overall Conf of Grade (%)

A	B	C	D	E	F
-	-	50	46	4	-

Face Value Grade : C

	YEAR 1990				Conf of Grade for det (%)					
	mean	sd	no	90/10%ile	A	B	C	D	E	F
BOD	0.00	0.00	0	0.00						
Amm	0.00	0.00	0	0.00						
DO	0.00	0.00	0	0.00						

Overall Conf of Grade (%)

A	B	C	D	E	F

Face Value Grade :

Sample Point No :1942010
 Name :WORTLEY BECK AT LEEDS.

	YEAR 1994				Conf of Grade for det (%)					
	mean	sd	no	90/10%ile	A	B	C	D	E	F
BOD	4.09	2.95	67	7.60	-	-	-	66	34	-
Amm	0.59	1.23	67	1.34	-	-	43	56	1	-
DO	92.92	14.02	51	74.95	2	93	5	-	-	-

Overall Conf of Grade (%)

A	B	C	D	E	F
-	-	-	66	34	-

Face Value Grade : D

	YEAR 1990				Conf of Grade for det (%)					
	mean	sd	no	90/10%ile	A	B	C	D	E	F
BOD	5.89	7.78	35	12.89	-	-	-	1	70	29
Amm	0.36	0.35	36	0.73	-	11	89	-	-	-
DO	90.68	10.48	28	77.25	12	87	1	-	-	-

Overall Conf of Grade (%)

A	B	C	D	E	F
-	-	-	1	70	29

Face Value Grade : E

Sample Point No :1942020
 Name :WYKE BECK ABOVE KNOSTROPS.WKS.

	YEAR 1994				Conf of Grade for det (%)					
	mean	sd	no	90/10%ile	A	B	C	D	E	F
BOD	3.38	6.17	67	7.66	-	-	9	49	42	-
Amm	0.88	1.02	67	1.88	-	-	-	95	5	-
DO	84.06	11.82	52	68.91	-	29	71	-	-	-

Overall Conf of Grade(%)					
A	B	C	D	E	F
-	-	-	58	42	-

Face Value Grade : D

	YEAR 1990				Conf of Grade for det (%)					
	mean	sd	no	90/10%ile	A	B	C	D	E	F
BOD	3.63	4.62	36	7.89	-	-	8	44	47	1
Amm	1.18	0.78	37	2.13	-	-	-	84	16	-
DO	83.19	20.82	27	56.51	-	-	22	61	17	-

Overall Conf of Grade(%)					
A	B	C	D	E	F
-	-	-	52	47	1

Face Value Grade : D

Sample Point No :1942030
 Name :WYKE BECK BELOW KNOSTROPS.WKS.

	YEAR 1994				Conf of Grade for det (%)					
	mean	sd	no	90/10%ile	A	B	C	D	E	F
BOD	17.49	5.31	54	24.49	-	-	-	-	-	100
Amm	3.48	1.45	54	5.36	-	-	-	-	100	-
DO	71.66	11.39	45	57.06	-	-	8	92	-	-

Overall Conf of Grade(%)					
A	B	C	D	E	F
-	-	-	-	-	100

Face Value Grade : F

	YEAR 1990				Conf of Grade for det (%)					
	mean	sd	no	90/10%ile	A	B	C	D	E	F
BOD	22.45	10.40	35	35.84	-	-	-	-	-	100
Amm	5.68	3.69	36	10.19	-	-	-	-	15	85
DO	69.37	22.55	27	40.47	-	-	-	3	97	-

Overall Conf of Grade(%)					
A	B	C	D	E	F
-	-	-	-	-	100

Face Value Grade : F

Sample Point No :1950110
 Name :BALNE BECK AT BALNE LANE

	YEAR 1994				Conf of Grade for det (%)					
	mean	sd	no	90/10%ile	A	B	C	D	E	F
BOD	2.20	1.97	14	4.38	-	34	45	15	6	-
Amm	0.11	0.15	14	0.24	27	69	4	-	-	-
DO	90.58	18.90	12	66.36	1	26	46	21	6	-

Overall Conf of Grade(%)
 A B C D E F

-	28	45	21	6	-
---	----	----	----	---	---

Face Value Grade : C

	YEAR 1990				Conf of Grade for det (%)					
	mean	sd	no	90/10%ile	A	B	C	D	E	F
BOD	0.00	0.00	0	0.00						
Amm	0.00	0.00	0	0.00						
DO	0.00	0.00	0	0.00						

Overall Conf of Grade(%)
 A B C D E F

--	--	--	--	--	--

Face Value Grade :

Sample Point No :1950150
 Name :BLACKER BECK AT CONFLUENCE

	YEAR 1994				Conf of Grade for det (%)					
	mean	sd	no	90/10%ile	A	B	C	D	E	F
BOD	2.94	1.45	17	4.79	-	8	78	13	1	-
Amm	1.26	1.52	17	2.71	-	-	-	38	62	-
DO	76.93	14.20	14	58.73	-	-	38	51	11	-

Overall Conf of Grade(%)
 A B C D E F

-	-	-	38	62	-
---	---	---	----	----	---

Face Value Grade : E

	YEAR 1990				Conf of Grade for det (%)					
	mean	sd	no	90/10%ile	A	B	C	D	E	F
BOD	0.00	0.00	0	0.00						
Amm	0.00	0.00	0	0.00						
DO	0.00	0.00	0	0.00						

Overall Conf of Grade(%)
 A B C D E F

--	--	--	--	--	--

Face Value Grade :

Sample Point No :1950300
Name :CARR BECK AT WHITWOOD

	YEAR 1994				Conf of Grade for det (%)					
	mean	sd	no	90/10%ile	A	B	C	D	E	F
BOD	3.21	5.66	32	7.27	-	1	21	39	37	2
Amm	2.39	3.09	33	5.21	-	-	-	-	97	3
DO	77.78	22.41	28	49.06	-	-	1	41	58	-

Overall Conf of Grade(%)
A B C D E F

-	-	-	-	97	3
---	---	---	---	----	---

Face Value Grade : E

	YEAR 1990				Conf of Grade for det (%)					
	mean	sd	no	90/10%ile	A	B	C	D	E	F
BOD	4.84	5.32	35	10.19	-	-	-	8	86	6
Amm	3.29	1.81	35	5.57	-	-	-	-	100	-
DO	86.04	24.83	28	54.22	-	-	14	56	30	-

Overall Conf of Grade(%)
A B C D E F

-	-	-	-	94	6
---	---	---	---	----	---

Face Value Grade : E

Sample Point No :1950345
Name :CHOKE CHURL BECK D/S MILL LANE WPC WORKS

	YEAR 1994				Conf of Grade for det (%)					
	mean	sd	no	90/10%ile	A	B	C	D	E	F
BOD	9.26	16.42	32	20.97	-	-	-	-	9	91
Amm	1.92	3.11	33	4.32	-	-	-	1	98	1
DO	67.13	25.51	23	34.44	-	-	-	-	94	6

Overall Conf of Grade(%)
A B C D E F

-	-	-	2	7	91
---	---	---	---	---	----

Face Value Grade : F

	YEAR 1990				Conf of Grade for det (%)					
	mean	sd	no	90/10%ile	A	B	C	D	E	F
BOD	13.27	8.31	35	23.51	-	-	-	-	-	100
Amm	3.16	2.12	35	5.73	-	-	-	-	100	-
DO	43.94	20.32	18	17.90	-	-	-	-	35	65

Overall Conf of Grade(%)
A B C D E F

-	-	-	-	-	100
---	---	---	---	---	-----

Face Value Grade : F

Sample Point No :1950400
 Name :COXLEY BECK ABOVE CONFLUENCE

	YEAR 1994				Conf of Grade for det (%)					
	mean	sd	no	90/10%ile	A	B	C	D	E	F
BOD	2.09	2.53	30	4.50	-	28	57	13	2	-
Amm	0.06	0.05	30	0.12	99	1	-	-	-	-
DO	91.39	13.10	26	74.60	4	82	14	-	-	-

Overall Conf of Grade(%)
 A B C D E F

-	29	56	13	2	-
---	----	----	----	---	---

Face Value Grade : C

	YEAR 1990				Conf of Grade for det (%)					
	mean	sd	no	90/10%ile	A	B	C	D	E	F
BOD	0.00	0.00	0	0.00						
Amm	0.00	0.00	0	0.00						
DO	0.00	0.00	0	0.00						

Overall Conf of Grade(%)
 A B C D E F

--	--	--	--	--	--

Face Value Grade :

Sample Point No :1950580
 Name :ALVERTHORPE BECK (HEY BECK) AT LOW LAITHES

	YEAR 1994				Conf of Grade for det (%)					
	mean	sd	no	90/10%ile	A	B	C	D	E	F
BOD	2.00	2.10	30	4.16	-	41	51	7	1	-
Amm	0.24	0.56	30	0.54	-	59	39	2	-	-
DO	91.04	9.57	26	78.78	29	71	-	-	-	-

Overall Conf of Grade(%)
 A B C D E F

29	12	51	7	1	-
----	----	----	---	---	---

Face Value Grade : C

	YEAR 1990				Conf of Grade for det (%)					
	mean	sd	no	90/10%ile	A	B	C	D	E	F
BOD	2.42	2.72	34	5.12	-	8	65	23	4	-
Amm	0.34	0.69	35	0.77	-	16	77	7	-	-
DO	93.67	11.90	27	78.42	28	71	1	-	-	-

Overall Conf of Grade(%)
 A B C D E F

-	-	73	23	4	-
---	---	----	----	---	---

Face Value Grade : C

Sample Point No :1950740
 Name :LUPSETT BECK AT HORBURY

	YEAR 1994				Conf of Grade for det (%)					
	mean	sd	no	90/10%ile	A	B	C	D	E	F
BOD	2.08	1.11	32	3.49	-	83	17	-	-	-
Amm	0.34	0.42	32	0.73	-	16	82	2	-	-
DO	86.34	27.70	27	50.84	-	-	7	47	46	-

Overall Conf of Grade(%)					
A	B	C	D	E	F
-	-	7	47	46	-

Face Value Grade : D

	YEAR 1990				Conf of Grade for det (%)					
	mean	sd	no	90/10%ile	A	B	C	D	E	F
BOD	9.97	6.11	33	17.53	-	-	-	-	9	91
Amm	2.00	1.46	33	3.73	-	-	-	-	100	-
DO	63.78	22.22	27	35.30	-	-	-	-	98	2

Overall Conf of Grade(%)					
A	B	C	D	E	F
-	-	-	-	9	91

Face Value Grade : F

Sample Point No :1950875
 Name :NEWMILLERDAM OUTLET

	YEAR 1994				Conf of Grade for det (%)					
	mean	sd	no	90/10%ile	A	B	C	D	E	F
BOD	4.21	1.99	18	6.77	-	-	16	65	19	-
Amm	0.12	0.11	18	0.24	19	81	-	-	-	-
DO	97.94	28.75	15	61.10	1	13	39	26	21	-

Overall Conf of Grade(%)					
A	B	C	D	E	F
-	-	14	65	21	-

Face Value Grade : D

	YEAR 1990				Conf of Grade for det (%)					
	mean	sd	no	90/10%ile	A	B	C	D	E	F
BOD	0.00	0.00	0	0.00						
Amm	0.00	0.00	0	0.00						
DO	0.00	0.00	0	0.00						

Overall Conf of Grade(%)					
A	B	C	D	E	F

Face Value Grade :

Sample Point No :1950890
 Name :OAKENSHAW BECK AT AGRIGG

	YEAR 1994				Conf of Grade for det (%)					
	mean	sd	no	90/10%ile	A	B	C	D	E	F
BOD	3.88	1.39	15	5.70	-	-	62	36	2	-
Amm	5.26	4.93	15	10.62	-	-	-	-	24	76
DO	73.46	17.57	13	50.94	-	-	5	49	46	-

Overall Conf of Grade(%)					
A	B	C	D	E	F
-	-	-	-	24	76

Face Value Grade : F

	YEAR 1990				Conf of Grade for det (%)					
	mean	sd	no	90/10%ile	A	B	C	D	E	F
BOD	4.72	2.60	25	8.00	-	-	1	49	50	-
Amm	7.12	4.74	25	12.88	-	-	-	-	1	99
DO	60.32	20.84	19	33.61	-	-	-	-	95	5

Overall Conf of Grade(%)					
A	B	C	D	E	F
-	-	-	-	1	99

Face Value Grade : F

Sample Point No :1950905
 Name :OAKENSHAW BECK D/S CROFTON STW

	YEAR 1994				Conf of Grade for det (%)					
	mean	sd	no	90/10%ile	A	B	C	D	E	F
BOD	3.49	1.58	16	5.53	-	-	66	31	3	-
Amm	4.41	5.87	16	9.66	-	-	-	-	40	60
DO	73.75	17.67	16	51.11	-	-	3	52	45	-

Overall Conf of Grade(%)					
A	B	C	D	E	F
-	-	-	-	40	60

Face Value Grade : F

	YEAR 1990				Conf of Grade for det (%)					
	mean	sd	no	90/10%ile	A	B	C	D	E	F
BOD	4.09	2.40	22	7.08	-	-	11	62	27	-
Amm	7.27	5.37	22	13.62	-	-	-	-	1	99
DO	63.29	25.96	17	30.02	-	-	-	-	81	19

Overall Conf of Grade(%)					
A	B	C	D	E	F
-	-	-	-	1	99

Face Value Grade : F

Sample Point No :1950950
 Name :OWLER BECK AT SANDAL

	YEAR 1994				Conf of Grade for det (%)					
	mean	sd	no	90/10%ile	A	B	C	D	E	F
BOD	3.11	1.26	16	4.75	-	6	85	9	-	-
Amm	0.09	0.07	16	0.17	69	31	-	-	-	-
DO	81.07	26.33	16	47.33	-	-	4	32	63	1

Overall Conf of Grade(%)
 A B C D E F

-	-	-	36	63	1
---	---	---	----	----	---

Face Value Grade : E

	YEAR 1990				Conf of Grade for det (%)					
	mean	sd	no	90/10%ile	A	B	C	D	E	F
BOD	2.17	1.39	12	3.87	1	53	37	8	1	-
Amm	0.22	0.47	12	0.50	1	60	30	8	1	-
DO	93.00	12.01	9	77.61	29	52	17	2	-	-

Overall Conf of Grade(%)
 A B C D E F

-4	58	37	8	1	-
----	----	----	---	---	---

Face Value Grade : B

Sample Point No :1951170
 Name :RIVER CALDER AT HORBURY BRIDGE

	YEAR 1994				Conf of Grade for det (%)					
	mean	sd	no	90/10%ile	A	B	C	D	E	F
BOD	6.73	2.85	142	10.43	-	-	-	-	100	-
Amm	.1.82	1.17	145	3.25	-	-	-	-	100	-
DO	69.38	19.29	113	44.66	-	-	-	1	99	-

Overall Conf of Grade(%)
 A B C D E F

-	-	-	-	100	-
---	---	---	---	-----	---

Face Value Grade : E

	YEAR 1990				Conf of Grade for det (%)					
	mean	sd	no	90/10%ile	A	B	C	D	E	F
BOD	7.99	3.25	143	12.22	-	-	-	-	100	-
Amm	2.78	1.64	147	4.82	-	-	-	-	100	-
DO	65.87	20.42	127	39.70	-	-	-	-	100	-

Overall Conf of Grade(%)
 A B C D E F

-	-	-	-	100	-
---	---	---	---	-----	---

Face Value Grade : E

Sample Point No :1951180
 Name :RIVER CALDER AT KIRKGATE

	YEAR 1994				Conf of Grade for det (%)					
	mean	sd	no	90/10%ile	A	B	C	D	E	F
BOD	6.16	2.32	147	9.19	-	-	-	-	100	-
Amm	1.88	1.08	150	3.23	-	-	-	-	100	-
DO	61.52	22.03	115	33.29	-	-	-	-	100	-

Overall Conf of Grade(%)
 A B C D E F

-	-	-	-	100	-
---	---	---	---	-----	---

Face Value Grade : E

	YEAR 1990				Conf of Grade for det (%)					
	mean	sd	no	90/10%ile	A	B	C	D	E	F
BOD	6.84	2.31	141	9.87	-	-	-	-	100	-
Amm	2.69	1.59	147	4.67	-	-	-	-	100	-
DO	60.78	23.75	120	30.34	-	-	-	-	100	-

Overall Conf of Grade(%)
 A B C D E F

-	-	-	-	100	-
---	---	---	---	-----	---

Face Value Grade : E

Sample Point No :1951190
 Name :RIVER CALDER AT METHLEY BRIDGE

	YEAR 1994				Conf of Grade for det (%)					
	mean	sd	no	90/10%ile	A	B	C	D	E	F
BOD	5.43	1.95	150	7.99	-	-	-	52	48	-
Amm	1.81	1.02	153	3.09	-	-	-	-	100	-
DO	70.19	18.00	116	47.12	-	-	-	8	92	-

Overall Conf of Grade(%)
 A B C D E F

-	-	-	-	100	-
---	---	---	---	-----	---

Face Value Grade : E

	YEAR 1990				Conf of Grade for det (%)					
	mean	sd	no	90/10%ile	A	B	C	D	E	F
BOD	5.96	2.15	106	8.78	-	-	-	1	99	-
Amm	2.67	1.45	106	4.50	-	-	-	-	100	-
DO	73.01	20.09	86	47.26	-	-	-	15	85	-

Overall Conf of Grade(%)
 A B C D E F

-	-	-	-	100	-
---	---	---	---	-----	---

Face Value Grade : E

Sample Point No :1951200
 Name :RIVER CALDER AT STANLEY FERRY

	YEAR 1994				Conf of Grade for det (%)					
	mean	sd	no	90/10%ile	A	B	C	D	E	F
BOD	6.33	2.30	33	9.34	-	-	-	2	98	-
Amm	1.73	0.94	34	2.92	-	-	-	7	93	-
DO	77.35	14.72	26	58.49	-	-	33	63	4	-

Overall Conf of Grade(%)
 A B C D E F

-	-	-	2	98	-
---	---	---	---	----	---

Face Value Grade : E

	YEAR 1990				Conf of Grade for det (%)					
	mean	sd	no	90/10%ile	A	B	C	D	E	F
BOD	6.58	2.59	96	9.96	-	-	-	-	100	-
Amm	2.58	1.54	101	4.49	-	-	-	-	100	-
DO	77.24	18.39	88	53.67	-	-	-	89	11	-

Overall Conf of Grade(%)
 A B C D E F

-	-	-	-	100	-
---	---	---	---	-----	---

Face Value Grade : E

Sample Point No :1951210
 Name :RIVER CHALD AT KIRKGATE

	YEAR 1994				Conf of Grade for det (%)					
	mean	sd	no	90/10%ile	A	B	C	D	E	F
BOD	2.27	1.74	32	4.31	-	30	65	5	-	-
Amm	0.17	0.31	33	0.39	-	90	10	-	-	-
DO	77.96	21.37	28	50.57	-	-	2	51	47	-

Overall Conf of Grade(%)
 A B C D E F

-	-	2	51	47	-
---	---	---	----	----	---

Face Value Grade : D

	YEAR 1990				Conf of Grade for det (%)					
	mean	sd	no	90/10%ile	A	B	C	D	E	F
BOD	3.04	3.88	35	6.61	-	-	31	45	24	-
Amm	0.27	0.57	35	0.61	-	46	52	2	-	-
DO	84.14	16.95	28	62.42	-	2	65	32	1	-

Overall Conf of Grade(%)
 A B C D E F

-	-	31	45	24	-
---	---	----	----	----	---

Face Value Grade : D

Sample Point No :1951630
 Name :SMITHY BROOK AT ROAD BRIDGE, MITCHELL'S CAMPERS.

	YEAR 1994				Conf of Grade for det (%)					
	mean	sd	no	90/10%ile	A	B	C	D	E	F
BOD	1.77	1.14	31	3.17	3	88	9	-	-	-
Amm	0.15	0.23	31	0.34	1	95	4	-	-	-
DO	85.08	12.23	27	69.41	-	41	58	1	-	-

Overall Conf of Grade(%)
 A B C D E F

4 37 58 1 - -

Face Value Grade : C

	YEAR 1990				Conf of Grade for det (%)					
	mean	sd	no	90/10%ile	A	B	C	D	E	F
BOD	2.45	3.66	14	5.46	1	16	40	19	21	3
Amm	0.19	0.15	14	0.36	-	92	8	-	-	-
DO	92.00	26.72	11	57.76	-	8	32	28	31	1

Overall Conf of Grade(%)
 A B C D E F

- - 38 28 31 3

Face Value Grade : D

Sample Point No :1970100
 Name :BAFFLE BECK AT KEARBY STW

	YEAR 1994				Conf of Grade for det (%)					
	mean	sd	no	90/10%ile	A	B	C	D	E	F
BOD	2.62	2.09	17	5.03	-	11	60	22	7	-
Amm	0.40	0.78	17	0.91	-	11	64	22	3	-
DO	91.79	12.16	14	76.21	15	70	15	-	-	-

Overall Conf of Grade(%)
 A B C D E F

- 8 63 22 7 -

Face Value Grade : C

	YEAR 1990				Conf of Grade for det (%)					
	mean	sd	no	90/10%ile	A	B	C	D	E	F
BOD	2.47	1.04	12	3.82	-	58	40	2	-	-
Amm	0.37	0.48	12	0.81	-	17	63	18	2	-
DO	88.08	13.03	12	71.38	2	55	37	6	-	-

Overall Conf of Grade(%)
 A B C D E F

1 16 63 18 2 -

Face Value Grade : C

Sample Point No :1970305
 Name :COCK BECK AT BARWICK ROAD, SCHOLES

	YEAR 1994				Conf of Grade for det (%)					
	mean	sd	no	90/10%ile	A	B	C	D	E	F
BOD	2.95	2.08	22	5.44	-	2	64	29	5	-
Amm	0.19	0.27	22	0.42	-	82	18	-	-	-
DO	87.74	13.64	15	70.26	-	51	43	6	-	-

Overall Conf of Grade(%)
 A B C D E F

-	2	64	29	5	-
---	---	----	----	---	---

Face Value Grade : C

	YEAR 1990				Conf of Grade for det (%)					
	mean	sd	no	90/10%ile	A	B	C	D	E	F
BOD	3.75	4.31	10	7.98	-	1	17	32	35	15
Amm	0.48	0.72	10	1.07	-	6	55	28	11	-
DO	97.00	20.33	9	70.95	11	42	25	15	7	-

Overall Conf of Grade(%)
 A B C D E F

-	-	18	32	35	15
---	---	----	----	----	----

Face Value Grade : D

Sample Point No :1970310
 Name :COCK BECK AT STUTTON

	YEAR 1994				Conf of Grade for det (%)					
	mean	sd	no	90/10%ile	A	B	C	D	E	F
BOD	1.80	1.89	33	3.75	1	59	37	3	-	-
Amm	0.06	0.09	33	0.13	90	10	-	-	-	-
DO	88.70	10.36	26	75.42	2	92	6	-	-	-

Overall Conf of Grade(%)
 A B C D E F

-	60	37	3	-	-
---	----	----	---	---	---

Face Value Grade : B

	YEAR 1990				Conf of Grade for det (%)					
	mean	sd	no	90/10%ile	A	B	C	D	E	F
BOD	1.54	0.82	12	2.58	42	52	6	-	-	-
Amm	0.10	0.12	12	0.21	40	57	3	-	-	-
DO	94.18	11.30	11	79.70	47	45	8	-	-	-

Overall Conf of Grade(%)
 A B C D E F

35	57	8	-	-	-
----	----	---	---	---	---

Face Value Grade : B

Sample Point No :1970340
 Name :COLLINGHAM BECK AT COLLINGHAM

	YEAR 1994				Conf of Grade for det (%)					
	mean	sd	no	90/10%ile	A	B	C	D	E	F
BOD	2.02	1.15	35	3.46	-	84	16	-	-	-
Amm	0.10	0.13	35	0.22	33	67	-	-	-	-
DO	98.52	8.28	31	87.91	100	-	-	-	-	-

Overall Conf of Grade (%)
 A B C D E F

-	84	16	-	-	-
---	----	----	---	---	---

Face Value Grade : B

	YEAR 1990				Conf of Grade for det (%)					
	mean	sd	no	90/10%ile	A	B	C	D	E	F
BOD	2.62	1.70	12	4.70	-	19	57	18	6	-
Amm	0.90	2.18	12	2.03	-	-	15	45	37	3
DO	96.45	12.93	11	79.88	48	41	10	1	-	-

Overall Conf of Grade (%)
 A B C D E F

-	-	15	45	37	3
---	---	----	----	----	---

Face Value Grade : D

Sample Point No :1970345
 Name :COLLINGHAM BECK AT EAST KESWICK

	YEAR 1994				Conf of Grade for det (%)					
	mean	sd	no	90/10%ile	A	B	C	D	E	F
BOD	2.57	1.68	34	4.62	-	12	82	6	-	-
Amm	0.37	0.47	35	0.80	-	7	89	4	-	-
DO	92.93	10.53	31	79.44	40	60	-	-	-	-

Overall Conf of Grade (%)
 A B C D E F

-	5	89	6	-	-
---	---	----	---	---	---

Face Value Grade : C

	YEAR 1990				Conf of Grade for det (%)					
	mean	sd	no	90/10%ile	A	B	C	D	E	F
BOD	2.42	1.25	12	4.01	-	49	44	6	1	-
Amm	0.48	0.61	12	1.04	-	3	62	29	6	-
DO	90.50	11.74	10	75.45	13	63	22	2	-	-

Overall Conf of Grade (%)
 A B C D E F

-	3	62	29	6	-
---	---	----	----	---	---

Face Value Grade : C

Sample Point No :1970550
 Name :FIR GREEN BECK AT FIR GREEN BRIDGE

	YEAR 1994				Conf of Grade for det (%)					
	mean	sd	no	90/10%ile	A	B	C	D	E	F
BOD	1.16	0.48	19	1.78	98	2	-	-	-	-
Amm	0.04	0.03	33	0.08	100	-	-	-	-	-
DO	94.93	8.77	29	83.69	91	9	-	-	-	-

Overall Conf of Grade (%)
 A B C D E F

91	9	-	-	-	-
----	---	---	---	---	---

Face Value Grade : A

	YEAR 1990				Conf of Grade for det (%)					
	mean	sd	no	90/10%ile	A	B	C	D	E	F
BOD	1.76	0.69	12	2.66	30	67	3	-	-	-
Amm	0.10	0.12	12	0.21	40	57	3	-	-	-
DO	95.70	10.54	10	82.19	62	34	4	-	-	-

Overall Conf of Grade (%)
 A B C D E F

29	67	4	-	-	-
----	----	---	---	---	---

Face Value Grade : B

Sample Point No :1970570
 Name :THE FLEET AT APPLETON ROEBUCK

	YEAR 1994				Conf of Grade for det (%)					
	mean	sd	no	90/10%ile	A	B	C	D	E	F
BOD	2.26	2.41	21	4.72	-	22	54	18	6	-
Amm	1.03	4.27	21	2.14	-	-	12	48	39	1
DO	90.83	23.85	18	60.27	-	6	45	34	15	-

Overall Conf of Grade (%)
 A B C D E F

-	-	13	47	39	1
---	---	----	----	----	---

Face Value Grade : D

	YEAR 1990				Conf of Grade for det (%)					
	mean	sd	no	90/10%ile	A	B	C	D	E	F
BOD	3.39	3.12	12	6.81	-	2	29	33	32	4
Amm	0.25	0.26	12	0.52	-	62	35	3	-	-
DO	104.10	24.20	10	73.09	20	37	22	14	7	-

Overall Conf of Grade (%)
 A B C D E F

-	-	31	33	32	4
---	---	----	----	----	---

Face Value Grade : D

Sample Point No :1970590
 Name :THE FOSS AT BOLTON PERCY

	YEAR 1994				Conf of Grade for det (%)					
	mean	sd	no	90/10%ile	A	B	C	D	E	F
BOD	2.41	3.04	23	5.23	-	12	53	24	11	-
Amm	1.04	4.01	23	2.20	-	-	9	49	41	1
DO	89.60	16.78	20	68.10	-	33	56	11	-	-

Overall Conf of Grade(%)					
A	B	C	D	E	F
-	-	9	49	41	1

Face Value Grade : D

	YEAR 1990				Conf of Grade for det (%)					
	mean	sd	no	90/10%ile	A	B	C	D	E	F
BOD	2.86	1.75	12	5.03	-	10	61	22	7	-
Amm	0.25	0.40	12	0.56	-	54	37	8	1	-
DO	86.00	20.28	10	60.01	-	8	42	28	22	-

Overall Conf of Grade(%)					
A	B	C	D	E	F
-	-	50	28	22	-

Face Value Grade : C

Sample Point No :1971300
 Name :RIFFA BECK AT WHARFE CONFLUENCE

	YEAR 1994				Conf of Grade for det (%)					
	mean	sd	no	90/10%ile	A	B	C	D	E	F
BOD	2.74	2.26	19	5.32	-	7	59	26	8	-
Amm	0.36	0.76	36	0.82	-	12	79	9	-	-
DO	96.07	10.92	30	82.08	74	26	-	-	-	-

Overall Conf of Grade(%)					
A	B	C	D	E	F
-	-	66	26	8	-

Face Value Grade : C

	YEAR 1990				Conf of Grade for det (%)					
	mean	sd	no	90/10%ile	A	B	C	D	E	F
BOD	2.38	0.50	12	3.04	-	99	1	-	-	-
Amm	0.92	2.26	12	2.08	-	-	14	45	38	3
DO	90.82	12.16	11	75.24	12	64	22	2	-	-

Overall Conf of Grade(%)					
A	B	C	D	E	F
-	4	14	45	38	3

Face Value Grade : D

Sample Point No :1971410
 Name :RIVER WASHBURN AT LEATHLEY BRIDGE.

	YEAR 1994				Conf of Grade for det (%)					
	mean	sd	no	90/10%ile	A	B	C	D	E	F
BOD	1.70	0.66	69	2.56	33	67	-	-	-	-
Amm	0.05	0.04	69	0.10	100	-	-	-	-	-
DO	96.35	9.71	57	83.91	98	2	-	-	-	-

Overall Conf of Grade(%)
 A B C D E F

33	67	-	-	-	-
----	----	---	---	---	---

Face Value Grade : B

	YEAR 1990				Conf of Grade for det (%)					
	mean	sd	no	90/10%ile	A	B	C	D	E	F
BOD	1.80	0.58	35	2.56	35	65	-	-	-	-
Amm	0.07	0.08	35	0.15	88	12	-	-	-	-
DO	92.83	12.80	35	76.43	8	89	3	-	-	-

Overall Conf of Grade(%)
 A B C D E F

8	89	3	-	-	-
---	----	---	---	---	---

Face Value Grade : B

Sample Point No :1971440
 Name :RIVER WHARFE ABOVE TADCASTER WEIR.

	YEAR 1994				Conf of Grade for det (%)					
	mean	sd	no	90/10%ile	A	B	C	D	E	F
BOD	1.96	0.99	134	3.22	-	100	-	-	-	-
Amm	0.08	0.10	134	0.17	88	12	-	-	-	-
DO	95.04	13.73	109	77.44	6	94	-	-	-	-

Overall Conf of Grade(%)
 A B C D E F

-	100	-	-	-	-
---	-----	---	---	---	---

Face Value Grade : B

	YEAR 1990				Conf of Grade for det (%)					
	mean	sd	no	90/10%ile	A	B	C	D	E	F
BOD	2.05	1.32	150	3.67	-	89	11	-	-	-
Amm	0.13	0.23	156	0.29	-	100	-	-	-	-
DO	97.98	17.59	132	75.44	1	98	1	-	-	-

Overall Conf of Grade(%)
 A B C D E F

-	89	11	-	-	-
---	----	----	---	---	---

Face Value Grade : B

Sample Point No :1971450
 Name :RIVER WHARFE AT BOSTON SPA

	YEAR 1994				Conf of Grade for det (%)					
	mean	sd	no	90/10%ile	A	B	C	D	E	F
BOD	1.65	0.44	35	2.23	94	6	-	-	-	-
Amm	0.06	0.06	35	0.12	98	2	-	-	-	-
DO	101.25	9.66	28	88.87	100	-	-	-	-	-

Overall Conf of Grade(%)
 A B C D E F

94 6 - - - -

Face Value Grade : A

	YEAR 1990				Conf of Grade for det (%)					
	mean	sd	no	90/10%ile	A	B	C	D	E	F
BOD	1.92	1.14	35	3.34	-	89	11	-	-	-
Amm	0.13	0.16	34	0.28	4	96	-	-	-	-
DO	99.43	13.34	35	82.33	74	26	-	-	-	-

Overall Conf of Grade(%)
 A B C D E F

- 89 11 - - -

Face Value Grade : B

Sample Point No :1971480
 Name :RIVER WHARFE AT HAREWOOD BRIDGE.

	YEAR 1994				Conf of Grade for det (%)					
	mean	sd	no	90/10%ile	A	B	C	D	E	F
BOD	1.61	0.44	35	2.19	96	4	-	-	-	-
Amm	0.05	0.04	35	0.10	100	-	-	-	-	-
DO	98.75	10.27	28	85.59	96	4	-	-	-	-

Overall Conf of Grade(%)
 A B C D E F

96 4 - - - -

Face Value Grade : A

	YEAR 1990				Conf of Grade for det (%)					
	mean	sd	no	90/10%ile	A	B	C	D	E	F
BOD	2.20	1.73	35	4.21	-	36	61	3	-	-
Amm	0.19	0.62	35	0.41	1	79	20	-	-	-
DO	100.50	14.64	34	81.74	66	33	1	-	-	-

Overall Conf of Grade(%)
 A B C D E F

- 36 61 3 - -

Face Value Grade : C

Sample Point No :1971510
Name :WHARFE AT RHYTHER

	YEAR 1994				Conf of Grade for det (%)					
	mean	sd	no	90/10%ile	A	B	C	D	E	F
BOD	2.03	0.92	71	3.22	-	100	-	-	-	-
Amm	0.07	0.06	71	0.14	100	-	-	-	-	-
DO	91.91	10.22	54	78.81	24	76	-	-	-	-

Overall Conf of Grade(%)
A B C D E F

-	100	-	-	-	-
---	-----	---	---	---	---

Face Value Grade : B

	YEAR 1990				Conf of Grade for det (%)					
	mean	sd	no	90/10%ile	A	B	C	D	E	F
BOD	2.10	1.08	15	3.47	1	72	26	1	-	-
Amm	0.15	0.17	15	0.32	4	89	7	-	-	-
DO	94.23	6.65	13	85.71	95	5	-	-	-	-

Overall Conf of Grade(%)
A B C D E F

-	73	26	1	-	-
---	----	----	---	---	---

Face Value Grade : B

Sample Point No :1971520
Name :RIVER WHARFE AT SANDBEDS (POOL)

	YEAR 1994				Conf of Grade for det (%)					
	mean	sd	no	90/10%ile	A	B	C	D	E	F
BOD	1.77	0.60	137	2.56	26	74	-	-	-	-
Amm	0.04	0.04	137	0.08	100	-	-	-	-	-
DO	101.97	11.42	111	87.33	100	-	-	-	-	-

Overall Conf of Grade(%)
A B C D E F

26	74	-	-	-	-
----	----	---	---	---	---

Face Value Grade : B

	YEAR 1990				Conf of Grade for det (%)					
	mean	sd	no	90/10%ile	A	B	C	D	E	F
BOD	1.97	1.04	149	3.29	-	100	-	-	-	-
Amm	0.09	0.16	153	0.20	44	56	-	-	-	-
DO	99.01	12.71	139	82.72	96	4	-	-	-	-

Overall Conf of Grade(%)
A B C D E F

-	100	-	-	-	-
---	-----	---	---	---	---

Face Value Grade : B

Sample Point No :1971800
 Name :STANK BECK AT A659

	YEAR 1994				Conf of Grade for det (%)					
	mean	sd	no	90/10%ile	A	B	C	D	E	F
BOD	2.05	0.89	20	3.20	1	90	9	-	-	-
Amm	0.73	3.99	36	1.41	-	1	40	46	13	-
DO	97.52	7.49	33	87.92	100	-	-	-	-	-

Overall Conf of Grade(%)
 A B C D E F

-	-	41	46	13	-
---	---	----	----	----	---

Face Value Grade : D

	YEAR 1990				Conf of Grade for det (%)					
	mean	sd	no	90/10%ile	A	B	C	D	E	F
BOD	2.46	0.95	11	3.70	-	63	35	2	-	-
Amm	0.15	0.19	11	0.33	7	78	14	1	-	-
DO	94.55	9.82	11	81.97	63	35	2	-	-	-

Overall Conf of Grade(%)
 A B C D E F

-	63	35	2	-	-
---	----	----	---	---	---

Face Value Grade : B

Sample Point No :1973000
 Name :WEETON BECK AT WEETON

	YEAR 1994				Conf of Grade for det (%)					
	mean	sd	no	90/10%ile	A	B	C	D	E	F
BOD	2.01	1.40	19	3.69	1	61	35	3	-	-
Amm	0.07	0.11	19	0.16	70	30	-	-	-	-
DO	91.50	12.43	16	75.57	10	74	16	-	-	-

Overall Conf of Grade(%)
 A B C D E F

-	62	35	3	-	-
---	----	----	---	---	---

Face Value Grade : B

	YEAR 1990				Conf of Grade for det (%)					
	mean	sd	no	90/10%ile	A	B	C	D	E	F
BOD	2.66	1.24	12	4.26	-	33	58	8	1	-
Amm	0.52	0.59	12	1.10	-	1	61	32	6	-
DO	86.36	13.58	11	68.96	1	40	45	13	1	-

Overall Conf of Grade(%)
 A B C D E F

-	1	61	32	6	-
---	---	----	----	---	---

Face Value Grade : C

Sample Point No :210001QSZ
Name :TWEED AT NORHAM BRIDGE

	YEAR 1994				Conf of Grade for det (%)					
	mean	sd	no	90/10%ile	A	B	C	D	E	F
BOD	1.50	0.72	11	2.42	55	42	3	-	-	-
Amm	0.04	0.03	11	0.08	99	1	-	-	-	-
DO	109.00	17.49	12	86.59	75	21	4	-	-	-

Overall Conf of Grade(%)
A B C D E F

54 42 4 - - -

Face Value Grade : A

	YEAR 1990				Conf of Grade for det (%)					
	mean	sd	no	90/10%ile	A	B	C	D	E	F
BOD	1.63	0.56	36	2.37	73	27	-	-	-	-
Amm	0.06	0.07	36	0.13	96	4	-	-	-	-
DO	100.00	15.58	35	80.03	50	49	1	-	-	-

Overall Conf of Grade(%)
A B C D E F

50 49 1 - - -

Face Value Grade : A

Sample Point No :210002QSZ
Name :TILL AT TILLMOUTH PARK

	YEAR 1994				Conf of Grade for det (%)					
	mean	sd	no	90/10%ile	A	B	C	D	E	F
BOD	1.40	0.65	32	2.24	81	19	-	-	-	-
Amm	0.06	0.06	35	0.12	98	2	-	-	-	-
DO	106.66	13.58	35	89.26	99	1	-	-	-	-

Overall Conf of Grade(%)
A B C D E F

81 19 - - - -

Face Value Grade : A

	YEAR 1990				Conf of Grade for det (%)					
	mean	sd	no	90/10%ile	A	B	C	D	E	F
BOD	1.60	0.70	37	2.51	49	51	-	-	-	-
Amm	0.05	0.08	36	0.11	97	3	-	-	-	-
DO	102.00	12.40	37	86.11	97	3	-	-	-	-

Overall Conf of Grade(%)
A B C D E F

49 51 - - - -

Face Value Grade : B

Sample Point No : 210003QSZ
 Name : GLEN AT EWART

	YEAR 1994				Conf of Grade for det (%)					
	mean	sd	no	90/10%ile	A	B	C	D	E	F
BOD	1.42	0.88	33	2.51	49	51	-	-	-	-
Amm	0.10	0.22	36	0.23	32	68	-	-	-	-
DO	113.40	20.50	35	87.13	90	10	-	-	-	-

Overall Conf of Grade(%)
 A B C D E F

32 68 - - - -

Face Value Grade : B

	YEAR 1990				Conf of Grade for det (%)					
	mean	sd	no	90/10%ile	A	B	C	D	E	F
BOD	1.90	0.78	36	2.91	3	97	-	-	-	-
Amm	0.06	0.09	35	0.13	91	9	-	-	-	-
DO	108.00	15.66	36	87.93	97	3	-	-	-	-

Overall Conf of Grade(%)
 A B C D E F

3 97 - - - -

Face Value Grade : B

Sample Point No : 210004QSZ
 Name : WOOLER WATER AT WOOLER

	YEAR 1994				Conf of Grade for det (%)					
	mean	sd	no	90/10%ile	A	B	C	D	E	F
BOD	1.40	0.72	36	2.32	72	28	-	-	-	-
Amm	0.08	0.12	38	0.18	66	34	-	-	-	-
DO	106.00	11.40	38	91.39	100	-	-	-	-	-

Overall Conf of Grade(%)
 A B C D E F

66 34 - - - -

Face Value Grade : A

	YEAR 1990				Conf of Grade for det (%)					
	mean	sd	no	90/10%ile	A	B	C	D	E	F
BOD	1.90	0.76	36	2.89	3	97	-	-	-	-
Amm	0.10	0.15	35	0.22	31	69	-	-	-	-
DO	102.00	9.71	35	89.56	100	-	-	-	-	-

Overall Conf of Grade(%)
 A B C D E F

3 97 - - - -

Face Value Grade : B

Sample Point No : 210005QSZ
 Name : BREAMISH AT HAREHOPE HALL

	YEAR 1994				Conf of Grade for det (%)					
	mean	sd	no	90/10%ile	A	B	C	D	E	F
BOD	1.07	0.52	33	1.74	100	-	-	-	-	-
Amm	0.05	0.06	35	0.11	99	1	-	-	-	-
DO	99.33	10.04	36	86.46	99	1	-	-	-	-

Overall Conf of Grade (%)
 A B C D E F

99	1	-	-	-	-
----	---	---	---	---	---

Face Value Grade : A

	YEAR 1990				Conf of Grade for det (%)					
	mean	sd	no	90/10%ile	A	B	C	D	E	F
BOD	1.70	0.84	35	2.77	13	87	-	-	-	-
Amm	0.09	0.22	34	0.20	48	52	-	-	-	-
DO	98.00	9.63	35	85.66	98	2	-	-	-	-

Overall Conf of Grade (%)
 A B C D E F

13	87	-	-	-	-
----	----	---	---	---	---

Face Value Grade : B

Sample Point No : 210008QSZ
 Name : BELFORD BURN NORTH OF CRAG

	YEAR 1994				Conf of Grade for det (%)					
	mean	sd	no	90/10%ile	A	B	C	D	E	F
BOD	2.18	1.01	14	3.48	-	73	26	1	-	-
Amm	0.13	0.13	15	0.27	12	86	2	-	-	-
DO	101.00	9.14	14	89.29	98	2	-	-	-	-

Overall Conf of Grade (%)
 A B C D E F

-	73	26	1	-	-
---	----	----	---	---	---

Face Value Grade : B

	YEAR 1990				Conf of Grade for det (%)					
	mean	sd	no	90/10%ile	A	B	C	D	E	F
BOD	1.80	0.54	10	2.51	48	51	1	-	-	-
Amm	0.30	0.53	10	0.68	-	38	42	15	5	-
DO	99.00	16.37	10	78.02	36	41	19	4	-	-

Overall Conf of Grade (%)
 A B C D E F

-	38	42	15	5	-
---	----	----	----	---	---

Face Value Grade : C

Sample Point No :210179QSS
 Name :THE LOW AT B6353 ROAD BRIDGE

	YEAR 1994				Conf of Grade for det (%)					
	mean	sd	no	90/10%ile	A	B	C	D	E	F
BOD	1.89	1.60	13	3.70	4	55	31	8	2	-
Amm	0.18	0.22	13	0.39	1	79	19	1	-	-
DO	93.75	16.65	12	72.41	8	52	31	8	1	-

Overall Conf of Grade(%)
 A B C D E F

-20	79	31	8	2	-
-----	----	----	---	---	---

Face Value Grade : B

	YEAR 1990				Conf of Grade for det (%)					
	mean	sd	no	90/10%ile	A	B	C	D	E	F
BOD	0.00	0.00	0	0.00						
Amm	0.00	0.00	0	0.00						
DO	0.00	0.00	0	0.00						

Overall Conf of Grade(%)
 A B C D E F

--	--	--	--	--	--

Face Value Grade :

Sample Point No :210258QSS
 Name :SOUTH LOW U/S OF HAGGERSTON

	YEAR 1994				Conf of Grade for det (%)					
	mean	sd	no	90/10%ile	A	B	C	D	E	F
BOD	1.54	0.49	15	2.18	82	18	-	-	-	-
Amm	0.13	0.14	16	0.27	11	87	2	-	-	-
DO	86.69	15.61	16	66.69	-	23	60	16	1	-

Overall Conf of Grade(%)
 A B C D E F

-	23	60	16	1	-
---	----	----	----	---	---

Face Value Grade : C

	YEAR 1990				Conf of Grade for det (%)					
	mean	sd	no	90/10%ile	A	B	C	D	E	F
BOD	1.50	0.56	14	2.23	73	27	-	-	-	-
Amm	0.46	1.24	14	1.03	-	11	52	26	11	-
DO	97.00	13.10	14	80.21	51	43	6	-	-	-

Overall Conf of Grade(%)
 A B C D E F

-	11	52	26	11	-
---	----	----	----	----	---

Face Value Grade : C

Sample Point No :210409QSS
Name :NORTH LOW AT GOSWICK

	YEAR 1994				Conf of Grade for det (%)					
	mean	sd	no	90/10%ile	A	B	C	D	E	F
BOD	2.68	2.53	22	5.42	-	6	58	27	9	-
Amm	0.13	0.14	22	0.27	7	92	1	-	-	-
DO	106.24	24.90	25	74.33	16	53	27	4	-	-

Overall Conf of Grade(%)

A	B	C	D	E	F
---	---	---	---	---	---

-	7	57	27	9	-
---	---	----	----	---	---

Face Value Grade : C

	YEAR 1990				Conf of Grade for det (%)					
	mean	sd	no	90/10%ile	A	B	C	D	E	F
BOD	0.00	0.00	0	0.00						
Amm	0.00	0.00	0	0.00						
DO	0.00	0.00	0	0.00						

Overall Conf of Grade(%)

A	B	C	D	E	F
---	---	---	---	---	---

Face Value Grade :

Sample Point No :210416QSZ
Name :TWEED U/S CONFLUENCE WITH R

	YEAR 1994				Conf of Grade for det (%)					
	mean	sd	no	90/10%ile	A	B	C	D	E	F
BOD	1.27	0.60	33	2.04	94	6	-	-	-	-
Amm	0.06	0.05	34	0.12	100	-	-	-	-	-
DO	105.03	13.26	35	88.04	99	1	-	-	-	-

Overall Conf of Grade(%)

A	B	C	D	E	F
---	---	---	---	---	---

94	6	-	-	-	-
----	---	---	---	---	---

Face Value Grade : A

	YEAR 1990				Conf of Grade for det (%)					
	mean	sd	no	90/10%ile	A	B	C	D	E	F
BOD	1.63	0.56	36	2.37	73	27	-	-	-	-
Amm	0.06	0.07	36	0.13	96	4	-	-	-	-
DO	100.00	15.58	35	80.03	50	49	1	-	-	-

Overall Conf of Grade(%)

A	B	C	D	E	F
---	---	---	---	---	---

50	49	1	-	-	-
----	----	---	---	---	---

Face Value Grade : A

Sample Point No :210418QSZ
Name :TILL AT DODDINGTON

	YEAR 1994				Conf of Grade for det (%)					
	mean	sd	no	90/10%ile	A	B	C	D	E	F
BOD	1.25	0.68	33	2.11	88	12	-	-	-	-
Amm	0.05	0.06	36	0.11	99	1	-	-	-	-
DO	103.37	11.05	35	89.21	100	-	-	-	-	-

Overall Conf of Grade(%)

A	B	C	D	E	F
88	12	-	-	-	-

Face Value Grade : A

	YEAR 1990				Conf of Grade for det (%)					
	mean	sd	no	90/10%ile	A	B	C	D	E	F
BOD	1.60	0.70	37	2.51	49	51	-	-	-	-
Amm	0.05	0.08	36	0.11	97	3	-	-	-	-
DO	102.00	12.40	37	86.11	97	3	-	-	-	-

Overall Conf of Grade(%)

A	B	C	D	E	F
49	51	-	-	-	-

Face Value Grade : B

Sample Point No :210419QSZ
Name :TILL AT CHATTON

	YEAR 1994				Conf of Grade for det (%)					
	mean	sd	no	90/10%ile	A	B	C	D	E	F
BOD	1.18	0.58	33	1.92	98	2	-	-	-	-
Amm	0.06	0.08	36	0.13	94	6	-	-	-	-
DO	100.67	11.01	36	86.56	99	1	-	-	-	-

Overall Conf of Grade(%)

A	B	C	D	E	F
94	6	-	-	-	-

Face Value Grade : A

	YEAR 1990				Conf of Grade for det (%)					
	mean	sd	no	90/10%ile	A	B	C	D	E	F
BOD	1.70	0.84	35	2.77	13	87	-	-	-	-
Amm	0.09	0.22	34	0.20	48	52	-	-	-	-
DO	98.00	9.63	35	85.66	98	2	-	-	-	-

Overall Conf of Grade(%)

A	B	C	D	E	F
13	87	-	-	-	-

Face Value Grade : B

Sample Point No :210421QSZ
 Name :HETTON BURN AT HETTON HOUSE

	YEAR 1994				Conf of Grade for det (%)					
	mean	sd	no	90/10%ile	A	B	C	D	E	F
BOD	1.25	0.71	23	2.14	79	21	-	-	-	-
Amm	0.09	0.12	24	0.20	52	48	-	-	-	-
DO	92.00	10.86	24	78.08	22	76	2	-	-	-

Overall Conf of Grade(%)
 A B C D E F

22 76 2 - - -

Face Value Grade : B

	YEAR 1990				Conf of Grade for det (%)					
	mean	sd	no	90/10%ile	A	B	C	D	E	F
BOD	0.00	0.00	0	0.00						
Amm	0.00	0.00	0	0.00						
DO	0.00	0.00	0	0.00						

Overall Conf of Grade(%)
 A B C D E F

Face Value Grade :

Sample Point No :210422QSZ
 Name :LILBURN AT LILBURN TOWERS

	YEAR 1994				Conf of Grade for det (%)					
	mean	sd	no	90/10%ile	A	B	C	D	E	F
BOD	1.35	0.71	23	2.25	72	28	-	-	-	-
Amm	0.03	0.03	24	0.06	100	-	-	-	-	-
DO	101.00	11.46	24	86.31	94	6	-	-	-	-

Overall Conf of Grade(%)
 A B C D E F

72 28 - - - -

Face Value Grade : A

	YEAR 1990				Conf of Grade for det (%)					
	mean	sd	no	90/10%ile	A	B	C	D	E	F
BOD	0.00	0.00	0	0.00						
Amm	0.00	0.00	0	0.00						
DO	0.00	0.00	0	0.00						

Overall Conf of Grade(%)
 A B C D E F

Face Value Grade :

Sample Point No :210423QSZ
 Name :RODDAM BURN AT EAST LILBURN

	YEAR 1994				Conf of Grade for det (%)					
	mean	sd	no	90/10%ile	A	B	C	D	E	F
BOD	1.30	0.60	23	2.07	88	12	-	-	-	-
Amm	0.05	0.04	24	0.10	100	-	-	-	-	-
DO	95.43	9.47	23	83.29	84	16	-	-	-	-

Overall Conf of Grade(%)
 A B C D E F

84	16	-	-	-	-
----	----	---	---	---	---

Face Value Grade : A

	YEAR 1990				Conf of Grade for det (%)					
	mean	sd	no	90/10%ile	A	B	C	D	E	F
BOD	0.00	0.00	0	0.00						
Amm	0.00	0.00	0	0.00						
DO	0.00	0.00	0	0.00						

Overall Conf of Grade(%)
 A B C D E F

--	--	--	--	--	--

Face Value Grade :

Sample Point No :210502QSZ
 Name :BOWMONT WATER AT KILHAM

	YEAR 1994				Conf of Grade for det (%)					
	mean	sd	no	90/10%ile	A	B	C	D	E	F
BOD	1.33	0.63	31	2.14	88	12	-	-	-	-
Amm	0.08	0.08	34	0.16	80	20	-	-	-	-
DO	106.67	14.80	36	87.70	97	3	-	-	-	-

Overall Conf of Grade(%)
 A B C D E F

80	20	-	-	-	-
----	----	---	---	---	---

Face Value Grade : A

	YEAR 1990				Conf of Grade for det (%)					
	mean	sd	no	90/10%ile	A	B	C	D	E	F
BOD	1.90	0.78	36	2.91	3	97	-	-	-	-
Amm	0.06	0.09	35	0.13	91	9	-	-	-	-
DO	108.00	15.66	36	87.93	97	3	-	-	-	-

Overall Conf of Grade(%)
 A B C D E F

3	97	-	-	-	-
---	----	---	---	---	---

Face Value Grade : B

Sample Point No :210503QSZ
 Name :COLLEGE BURN AT B6351

	YEAR 1994				Conf of Grade for det (%)					
	mean	sd	no	90/10%ile	A	B	C	D	E	F
BOD	1.21	0.70	35	2.09	89	11	-	-	-	-
Amm	0.06	0.07	37	0.13	97	3	-	-	-	-
DO	103.33	9.62	36	91.00	100	-	-	-	-	-

Overall Conf of Grade(%)
 A B C D E F

89	11	-	-	-	-
----	----	---	---	---	---

Face Value Grade : A

	YEAR 1990				Conf of Grade for det (%)					
	mean	sd	no	90/10%ile	A	B	C	D	E	F
BOD	1.90	0.78	36	2.91	3	97	-	-	-	-
Amm	0.06	0.09	35	0.13	91	9	-	-	-	-
DO	108.00	15.66	36	87.93	97	3	-	-	-	-

Overall Conf of Grade(%)
 A B C D E F

3	97	-	-	-	-
---	----	---	---	---	---

Face Value Grade : B

Sample Point No :210504QSZ
 Name :WARREN BURN

	YEAR 1994				Conf of Grade for det (%)					
	mean	sd	no	90/10%ile	A	B	C	D	E	F
BOD	1.42	0.63	22	2.23	76	24	-	-	-	-
Amm	0.07	0.07	22	0.14	86	14	-	-	-	-
DO	106.00	6.94	24	97.11	100	-	-	-	-	-

Overall Conf of Grade(%)
 A B C D E F

76	24	-	-	-	-
----	----	---	---	---	---

Face Value Grade : A

	YEAR 1990				Conf of Grade for det (%)					
	mean	sd	no	90/10%ile	A	B	C	D	E	F
BOD	0.00	0.00	0	0.00						
Amm	0.00	0.00	0	0.00						
DO	0.00	0.00	0	0.00						

Overall Conf of Grade(%)
 A B C D E F

--	--	--	--	--	--

Face Value Grade :

Sample Point No :221378QSS

Name :BELFORD BURN ABOVE BELFORD STW

	YEAR 1994				Conf of Grade for det (%)					
	mean	sd	no	90/10%ile	A	B	C	D	E	F
BOD	2.21	2.70	13	4.76	1	26	41	17	14	1
Amm	0.20	0.50	14	0.45	2	63	28	6	1	-
DO	99.29	11.22	14	84.91	81	19	-	-	-	-

Overall Conf of Grade(%)
A B C D E F

- 28 40 17 14 1

Face Value Grade : C

	YEAR 1990				Conf of Grade for det (%)					
	mean	sd	no	90/10%ile	A	B	C	D	E	F
BOD	0.00	0.00	0	0.00						
Amm	0.00	0.00	0	0.00						
DO	0.00	0.00	0	0.00						

Overall Conf of Grade(%)
A B C D E F

Face Value Grade :

Sample Point No :221379QSS

Name :BELFORD BURN 200M D/S OF

	YEAR 1994				Conf of Grade for det (%)					
	mean	sd	no	90/10%ile	A	B	C	D	E	F
BOD	2.65	0.76	14	3.65	-	74	26	-	-	-
Amm	0.22	0.19	15	0.43	-	82	18	-	-	-
DO	94.79	11.65	14	79.86	48	47	5	-	-	-

Overall Conf of Grade(%)
A B C D E F

- 74 26 - - -

Face Value Grade : B

	YEAR 1990				Conf of Grade for det (%)					
	mean	sd	no	90/10%ile	A	B	C	D	E	F
BOD	0.00	0.00	0	0.00						
Amm	0.00	0.00	0	0.00						
DO	0.00	0.00	0	0.00						

Overall Conf of Grade(%)
A B C D E F

Face Value Grade :

Sample Point No :221425QSZ
 Name :LONG NANNY AT TUGHALL

	YEAR 1994				Conf of Grade for det (%)					
	mean	sd	no	90/10%ile	A	B	C	D	E	F
BOD	1.47	0.72	23	2.39	61	39	-	-	-	-
Amm	0.06	0.05	23	0.12	98	2	-	-	-	-
DO	108.00	9.82	24	95.42	100	-	-	-	-	-

Overall Conf of Grade(%)
 A B C D E F

61	39	-	-	-	-
----	----	---	---	---	---

Face Value Grade : A

	YEAR 1990				Conf of Grade for det (%)					
	mean	sd	no	90/10%ile	A	B	C	D	E	F
BOD	0.00	0.00	0	0.00						
Amm	0.00	0.00	0	0.00						
DO	0.00	0.00	0	0.00						

Overall Conf of Grade(%)
 A B C D E F

--	--	--	--	--	--

Face Value Grade :

Sample Point No :222001QSZ
 Name :ALN AT HAWKHILL BRIDGE

	YEAR 1994				Conf of Grade for det (%)					
	mean	sd	no	90/10%ile	A	B	C	D	E	F
BOD	2.27	1.21	36	3.80	-	65	35	-	-	-
Amm	0.13	0.13	37	0.27	4	96	-	-	-	-
DO	20.69	41.85	124	0.01	-	-	-	-	-	100

Overall Conf of Grade(%)
 A B C D E F

-	-	-	-	-	100
---	---	---	---	---	-----

Face Value Grade : F

	YEAR 1990				Conf of Grade for det (%)					
	mean	sd	no	90/10%ile	A	B	C	D	E	F
BOD	2.50	1.33	36	4.18	-	32	68	-	-	-
Amm	0.13	0.13	35	0.27	4	96	-	-	-	-
DO	106.00	19.24	36	81.34	60	38	2	-	-	-

Overall Conf of Grade(%)
 A B C D E F

-	33	67	-	-	-
---	----	----	---	---	---

Face Value Grade : C

Sample Point No :222002QSZ
 Name :ALN AT BRIDGE OF ALN

	YEAR 1994				Conf of Grade for det (%)					
	mean	sd	no	90/10%ile	A	B	C	D	E	F
BOD	1.39	0.85	38	2.44	56	44	-	-	-	-
Amm	0.02	0.07	123	0.04	100	-	-	-	-	-
DO	18.93	38.68	123	0.01	-	-	-	-	-	100

Overall Conf of Grade(%)					
A	B	C	D	E	F
-	-	-	-	-	100

Face Value Grade : F

	YEAR 1990				Conf of Grade for det (%)					
	mean	sd	no	90/10%ile	A	B	C	D	E	F
BOD	1.70	1.29	36	3.21	3	86	11	-	-	-
Amm	0.08	0.12	35	0.18	65	35	-	-	-	-
DO	95.00	13.03	36	78.30	25	74	1	-	-	-

Overall Conf of Grade(%)					
A	B	C	D	E	F
3	86	11	-	-	-

Face Value Grade : B

Sample Point No :222427QSZ
 Name :SHIPLEY BURN AT SHIPLEY WOOD

	YEAR 1994				Conf of Grade for det (%)					
	mean	sd	no	90/10%ile	A	B	C	D	E	F
BOD	1.40	0.51	23	2.07	93	7	-	-	-	-
Amm	0.02	0.07	111	0.04	100	-	-	-	-	-
DO	102.50	7.01	24	93.52	100	-	-	-	-	-

Overall Conf of Grade(%)					
A	B	C	D	E	F
93	7	-	-	-	-

Face Value Grade : A

	YEAR 1990				Conf of Grade for det (%)					
	mean	sd	no	90/10%ile	A	B	C	D	E	F
BOD	0.00	0.00	0	0.00						
Amm	0.00	0.00	0	0.00						
DO	0.00	0.00	0	0.00						

Overall Conf of Grade(%)					
A	B	C	D	E	F

Face Value Grade :

Sample Point No :222428QSZ
 Name :EGLINGHAM BURN AT SHIPLEY MOOR

	YEAR 1994				Conf of Grade for det (%)					
	mean	sd	no	90/10%ile	A	B	C	D	E	F
BOD	1.25	0.62	20	2.04	86	14	-	-	-	-
Amm	0.08	0.07	22	0.16	80	20	-	-	-	-
DO	99.50	7.16	24	90.32	100	-	-	-	-	-

Overall Conf of Grade(%)
 A B C D E F

80	20	-	-	-	-
----	----	---	---	---	---

Face Value Grade : A

	YEAR 1990				Conf of Grade for det (%)					
	mean	sd	no	90/10%ile	A	B	C	D	E	F
BOD	0.00	0.00	0	0.00						
Amm	0.00	0.00	0	0.00						
DO	0.00	0.00	0	0.00						

Overall Conf of Grade(%)
 A B C D E F

--	--	--	--	--	--

Face Value Grade :

Sample Point No :222429QSZ
 Name :EDLINGHAM BURN AT BATTLE

	YEAR 1994				Conf of Grade for det (%)					
	mean	sd	no	90/10%ile	A	B	C	D	E	F
BOD	1.51	0.61	22	2.30	72	28	-	-	-	-
Amm	0.08	0.09	24	0.17	70	30	-	-	-	-
DO	99.00	7.09	24	89.91	100	-	-	-	-	-

Overall Conf of Grade(%)
 A B C D E F

70	30	-	-	-	-
----	----	---	---	---	---

Face Value Grade : A

	YEAR 1990				Conf of Grade for det (%)					
	mean	sd	no	90/10%ile	A	B	C	D	E	F
BOD	0.00	0.00	0	0.00						
Amm	0.00	0.00	0	0.00						
DO	0.00	0.00	0	0.00						

Overall Conf of Grade(%)
 A B C D E F

--	--	--	--	--	--

Face Value Grade :

Sample Point No :222430QSZ
 Name :ALN U/S ALNWICK

	YEAR 1994				Conf of Grade for det (%)					
	mean	sd	no	90/10%ile	A	B	C	D	E	F
BOD	1.50	0.66	35	2.35	70	30	-	-	-	-
Amm	0.02	0.07	123	0.04	100	-	-	-	-	-
DO	98.00	7.79	36	88.02	100	-	-	-	-	-

Overall Conf of Grade(%)
 A B C D E F

70	30	-	-	-	-
----	----	---	---	---	---

Face Value Grade : A

	YEAR 1990				Conf of Grade for det (%)					
	mean	sd	no	90/10%ile	A	B	C	D	E	F
BOD	1.70	1.29	36	3.21	3	86	11	-	-	-
Amm	0.08	0.12	35	0.18	65	35	-	-	-	-
DO	95.00	13.03	36	78.30	25	74	1	-	-	-

Overall Conf of Grade(%)
 A B C D E F

3	86	11	-	-	-
---	----	----	---	---	---

Face Value Grade : B

Sample Point No :223005QSZ
 Name :COQUET AT PAUPERHAUGH

	YEAR 1994				Conf of Grade for det (%)					
	mean	sd	no	90/10%ile	A	B	C	D	E	F
BOD	1.41	0.53	33	2.10	95	5	-	-	-	-
Amm	0.10	0.15	33	0.22	31	69	-	-	-	-
DO	101.71	10.43	35	88.34	100	-	-	-	-	-

Overall Conf of Grade(%)
 A B C D E F

31	69	-	-	-	-
----	----	---	---	---	---

Face Value Grade : B

	YEAR 1990				Conf of Grade for det (%)					
	mean	sd	no	90/10%ile	A	B	C	D	E	F
BOD	1.80	1.05	37	3.11	2	94	4	-	-	-
Amm	0.07	0.11	35	0.16	79	21	-	-	-	-
DO	96.00	8.82	36	84.70	98	2	-	-	-	-

Overall Conf of Grade(%)
 A B C D E F

2	94	4	-	-	-
---	----	---	---	---	---

Face Value Grade : B

Sample Point No :223008QSZ
 Name :TYELAW BURN AT HOUNDEAN MILL

	YEAR 1994				Conf of Grade for det (%)					
	mean	sd	no	90/10%ile	A	B	C	D	E	F
BOD	1.70	0.86	47	2.80	9	91	-	-	-	-
Amm	0.19	0.35	47	0.43	-	88	12	-	-	-
DO	98.02	13.27	50	81.01	64	36	-	-	-	-

Overall Conf of Grade(%)
 A B C D E F

-	88	12	-	-	-
---	----	----	---	---	---

Face Value Grade : B

	YEAR 1990				Conf of Grade for det (%)					
	mean	sd	no	90/10%ile	A	B	C	D	E	F
BOD	1.80	0.76	17	2.79	17	81	2	-	-	-
Amm	0.09	0.09	17	0.18	58	42	-	-	-	-
DO	97.00	9.10	17	85.34	91	9	-	-	-	-

Overall Conf of Grade(%)
 A B C D E F

17	81	2	-	-	-
----	----	---	---	---	---

Face Value Grade : B

Sample Point No :223009QSZ
 Name :HAZON BURN AT CONFLUENCE WITH

	YEAR 1994				Conf of Grade for det (%)					
	mean	sd	no	90/10%ile	A	B	C	D	E	F
BOD	1.57	0.60	34	2.35	72	28	-	-	-	-
Amm	0.09	0.10	35	0.19	58	42	-	-	-	-
DO	100.97	7.64	35	91.18	100	-	-	-	-	-

Overall Conf of Grade(%)
 A B C D E F

58	42	-	-	-	-
----	----	---	---	---	---

Face Value Grade : A

	YEAR 1990				Conf of Grade for det (%)					
	mean	sd	no	90/10%ile	A	B	C	D	E	F
BOD	1.60	0.58	17	2.36	65	35	-	-	-	-
Amm	0.06	0.07	17	0.13	86	14	-	-	-	-
DO	97.00	8.97	16	85.50	91	9	-	-	-	-

Overall Conf of Grade(%)
 A B C D E F

65	35	-	-	-	-
----	----	---	---	---	---

Face Value Grade : A

Sample Point No :223253QSS
 Name :COQUET AT ALWINTON

	YEAR 1994				Conf of Grade for det (%)					
	mean	sd	no	90/10%ile	A	B	C	D	E	F
BOD	1.40	0.53	36	2.09	96	4	-	-	-	-
Amm	0.14	0.24	36	0.32	2	96	2	-	-	-
DO	103.33	7.17	36	94.14	100	-	-	-	-	-

Overall Conf of Grade(%)

A	B	C	D	E	F
2	96	2	-	-	-

Face Value Grade : B

	YEAR 1990				Conf of Grade for det (%)					
	mean	sd	no	90/10%ile	A	B	C	D	E	F
BOD	1.50	0.84	15	2.56	44	52	4	-	-	-
Amm	0.08	0.12	21	0.18	61	39	-	-	-	-
DO	100.00	6.77	17	91.32	100	-	-	-	-	-

Overall Conf of Grade(%)

A	B	C	D	E	F
44	52	4	-	-	-

Face Value Grade : B

Sample Point No :223254QSS
 Name :COQUET AT HEPPLA

	YEAR 1994				Conf of Grade for det (%)					
	mean	sd	no	90/10%ile	A	B	C	D	E	F
BOD	1.50	0.52	24	2.18	88	12	-	-	-	-
Amm	0.07	0.09	24	0.15	79	21	-	-	-	-
DO	101.00	10.82	24	87.13	97	3	-	-	-	-

Overall Conf of Grade(%)

A	B	C	D	E	F
79	21	-	-	-	-

Face Value Grade : A

	YEAR 1990				Conf of Grade for det (%)					
	mean	sd	no	90/10%ile	A	B	C	D	E	F
BOD	0.00	0.00	0	0.00						
Amm	0.00	0.00	0	0.00						
DO	0.00	0.00	0	0.00						

Overall Conf of Grade(%)

A	B	C	D	E	F

Face Value Grade :

Sample Point No :223363QSS
 Name :PAXTONDEAN BURN U/S

	YEAR 1994				Conf of Grade for det (%)					
	mean	sd	no	90/10%ile	A	B	C	D	E	F
BOD	1.39	0.74	13	2.33	61	37	2	-	-	-
Amm	0.09	0.13	13	0.20	50	47	3	-	-	-
DO	97.38	11.95	13	82.07	63	34	3	-	-	-

Overall Conf of Grade(%)
 A B C D E F

50 47 3 - - -

Face Value Grade : A

	YEAR 1990				Conf of Grade for det (%)					
	mean	sd	no	90/10%ile	A	B	C	D	E	F
BOD	1.70	0.66	14	2.56	41	58	1	-	-	-
Amm	0.21	0.28	14	0.46	-	70	28	2	-	-
DO	96.00	7.55	14	86.32	95	5	-	-	-	-

Overall Conf of Grade(%)
 A B C D E F

- 70 28 2 - -

Face Value Grade : B

Sample Point No :223431QSZ
 Name :COQUET AT FELTON

	YEAR 1994				Conf of Grade for det (%)					
	mean	sd	no	90/10%ile	A	B	C	D	E	F
BOD	1.57	0.65	36	2.42	63	37	-	-	-	-
Amm	0.11	0.20	36	0.25	18	82	-	-	-	-
DO	104.34	10.77	35	90.54	100	-	-	-	-	-

Overall Conf of Grade(%)
 A B C D E F

18 82 - - - -

Face Value Grade : B

	YEAR 1990				Conf of Grade for det (%)					
	mean	sd	no	90/10%ile	A	B	C	D	E	F
BOD	1.90	0.75	41	2.88	2	98	-	-	-	-
Amm	0.11	0.22	41	0.25	17	83	-	-	-	-
DO	98.00	11.74	38	82.95	83	17	-	-	-	-

Overall Conf of Grade(%)
 A B C D E F

2 98 - - - -

Face Value Grade : B

Sample Point No : 223432QSZ
 Name : WREIGH BURN AT THROPTON

	YEAR 1994				Conf of Grade for det (%)					
	mean	sd	no	90/10%ile	A	B	C	D	E	F
BOD	1.50	0.55	24	2.22	83	17	-	-	-	-
Amm	0.07	0.11	24	0.16	73	27	-	-	-	-
DO	102.50	12.35	24	86.67	94	6	-	-	-	-

Overall Conf of Grade (%)
 A B C D E F

73 27 - - - -

Face Value Grade : A

	YEAR 1990				Conf of Grade for det (%)					
	mean	sd	no	90/10%ile	A	B	C	D	E	F
BOD	0.00	0.00	0	0.00						
Amm	0.00	0.00	0	0.00						
DO	0.00	0.00	0	0.00						

Overall Conf of Grade (%)
 A B C D E F

Face Value Grade :

Sample Point No : 223433QSZ
 Name : SWARLAND BURN AT SWARLAND

	YEAR 1994				Conf of Grade for det (%)					
	mean	sd	no	90/10%ile	A	B	C	D	E	F
BOD	1.70	1.46	35	3.34	3	78	19	-	-	-
Amm	0.15	0.29	36	0.34	1	94	5	-	-	-
DO	96.29	7.07	35	87.23	100	-	-	-	-	-

Overall Conf of Grade (%)
 A B C D E F

- 81 19 - - - -

Face Value Grade : B

	YEAR 1990				Conf of Grade for det (%)					
	mean	sd	no	90/10%ile	A	B	C	D	E	F
BOD	1.70	1.49	41	3.36	2	80	18	-	-	-
Amm	0.05	3.65	41	0.03	100	-	-	-	-	-
DO	98.00	11.74	38	82.95	83	17	-	-	-	-

Overall Conf of Grade (%)
 A B C D E F

2 80 18 - - - -

Face Value Grade : B

Sample Point No :223434QSZ
 Name :THIRSTON BURN AT THIRSTON

	YEAR 1994				Conf of Grade for det (%)					
	mean	sd	no	90/10%ile	A	B	C	D	E	F
BOD	1.77	0.71	35	2.69	17	83	-	-	-	-
Amm	0.11	0.15	36	0.24	17	83	-	-	-	-
DO	101.61	14.43	31	83.12	77	23	-	-	-	-

Overall Conf of Grade(%)
 A B C D E F

17	83	-	-	-	-
----	----	---	---	---	---

Face Value Grade : B

	YEAR 1990				Conf of Grade for det (%)					
	mean	sd	no	90/10%ile	A	B	C	D	E	F
BOD	1.70	0.66	14	2.56	41	58	1	-	-	-
Amm	0.21	0.28	14	0.46	-	70	28	2	-	-
DO	96.00	7.55	14	86.32	95	5	-	-	-	-

Overall Conf of Grade(%)
 A B C D E F

-	70	28	2	-	-
---	----	----	---	---	---

Face Value Grade : B

Sample Point No :224014QSZ
 Name :LYNE AT ULGHAM

	YEAR 1994				Conf of Grade for det (%)					
	mean	sd	no	90/10%ile	A	B	C	D	E	F
BOD	1.41	0.97	34	2.58	40	59	1	-	-	-
Amm	0.44	1.16	35	0.99	-	4	72	23	1	-
DO	100.21	10.89	34	86.25	98	2	-	-	-	-

Overall' Conf of Grade(%)
 A B C D E F

-	5	71	23	1	-
---	---	----	----	---	---

Face Value Grade : C

	YEAR 1990				Conf of Grade for det (%)					
	mean	sd	no	90/10%ile	A	B	C	D	E	F
BOD	2.90	1.30	21	4.58	-	10	85	5	-	-
Amm	0.00	0.00	19	0.00	-	-	-	-	-	-
DO	80.00	20.19	21	54.13	-	-	12	59	29	-

Overall Conf of Grade(%)
 A B C D E F

-	-	13	58	29	-
---	---	----	----	----	---

Face Value Grade :

Sample Point No :224332QSS
 Name :LYNE AT TRITLINGTON

	YEAR 1994				Conf of Grade for det (%)					
	mean	sd	no	90/10%ile	A	B	C	D	E	F
BOD	2.64	1.96	28	4.96	-	7	75	17	1	-
Amm	0.47	1.00	29	1.07	-	1	67	30	2	-
DO	89.12	23.73	33	58.71	-	-	39	51	10	-

Overall Conf of Grade(%)					
A	B	C	D	E	F
-	11	28	51	10	-

Face Value Grade : D

	YEAR 1990				Conf of Grade for det (%)					
	mean	sd	no	90/10%ile	A	B	C	D	E	F
BOD	2.90	1.30	21	4.58	-	10	85	5	-	-
Amm	0.00	0.00	19	0.00	-	-	-	-	-	-
DO	80.00	20.19	21	54.13	-	-	12	59	29	-

Overall Conf of Grade(%)					
A	B	C	D	E	F
-	-	13	58	29	-

Face Value Grade :

Sample Point No :224436QSZ
 Name :HAYDON LETCH AT EASTMOOR FARM

	YEAR 1994				Conf of Grade for det (%)					
	mean	sd	no	90/10%ile	A	B	C	D	E	F
BOD	1.40	0.71	23	2.31	68	32	-	-	-	-
Amm	0.17	0.17	23	0.35	-	97	3	-	-	-
DO	97.50	11.95	24	82.19	70	30	-	-	-	-

Overall Conf of Grade(%)					
A	B	C	D	E	F
-	97	3	-	-	-

Face Value Grade : B

	YEAR 1990				Conf of Grade for det (%)					
	mean	sd	no	90/10%ile	A	B	C	D	E	F
BOD	0.00	0.00	0	0.00						
Amm	0.00	0.00	0	0.00						
DO	0.00	0.00	0	0.00						

Overall Conf of Grade(%)					
A	B	C	D	E	F

Face Value Grade :

Sample Point No :225017QSZ
 Name :WANSBECK AT MITFORD

	YEAR 1994				Conf of Grade for det (%)					
	mean	sd	no	90/10%ile	A	B	C	D	E	F
BOD	1.47	0.53	36	2.16	94	6	-	-	-	-
Amm	0.04	0.05	36	0.09	100	-	-	-	-	-
DO	102.27	9.20	37	90.48	100	-	-	-	-	-

Overall Conf of Grade(%)
 A B C D E F

94	6	-	-	-	-
----	---	---	---	---	---

Face Value Grade : A

	YEAR 1990				Conf of Grade for det (%)					
	mean	sd	no	90/10%ile	A	B	C	D	E	F
BOD	1.80	0.49	35	2.45	62	38	-	-	-	-
Amm	0.09	0.13	33	0.20	50	50	-	-	-	-
DO	95.00	9.64	36	82.65	85	15	-	-	-	-

Overall Conf of Grade(%)
 A B C D E F

50	50	-	-	-	-
----	----	---	---	---	---

Face Value Grade : A

Sample Point No :225020QSZ
 Name :HOW BURN AT CONFLUENCE WITH

	YEAR 1994				Conf of Grade for det (%)					
	mean	sd	no	90/10%ile	A	B	C	D	E	F
BOD	1.98	1.10	12	3.36	4	69	25	2	-	-
Amm	0.22	0.34	13	0.49	-	63	32	5	-	-
DO	91.69	7.37	13	82.24	72	28	-	-	-	-

Overall Conf of Grade(%)
 A B C D E F

-	63	32	5	-	-
---	----	----	---	---	---

Face Value Grade : B

	YEAR 1990				Conf of Grade for det (%)					
	mean	sd	no	90/10%ile	A	B	C	D	E	F
BOD	1.60	0.89	11	2.72	31	58	10	1	-	-
Amm	0.11	0.12	11	0.23	31	65	4	-	-	-
DO	95.00	7.99	11	84.76	84	16	-	-	-	-

Overall Conf of Grade(%)
 A B C D E F

24	65	10	1	-	-
----	----	----	---	---	---

Face Value Grade : B

Sample Point No :225167QSS
 Name :WANSBECK JUST UPSTREAM MORPETH

	YEAR 1994				Conf of Grade for det (%)					
	mean	sd	no	90/10%ile	A	B	C	D	E	F
BOD	1.47	0.68	15	2.35	61	38	1	-	-	-
Amm	0.13	0.13	16	0.27	11	87	2	-	-	-
DO	96.50	6.32	16	88.40	100	-	-	-	-	-

Overall Conf of Grade (%)
 A B C D E F

11	87	2	-	-	-
----	----	---	---	---	---

Face Value Grade : B

	YEAR 1990				Conf of Grade for det (%)					
	mean	sd	no	90/10%ile	A	B	C	D	E	F
BOD	2.10	0.80	13	3.15	2	87	11	-	-	-
Amm	0.47	1.33	13	1.05	-	11	50	26	13	-
DO	95.00	11.75	12	79.94	49	44	7	-	-	-

Overall Conf of Grade (%)
 A B C D E F

-	11	50	26	13	-
---	----	----	----	----	---

Face Value Grade : C

Sample Point No :225168QSS
 Name :WANSBECK JUST UPSTREAM OF

	YEAR 1994				Conf of Grade for det (%)					
	mean	sd	no	90/10%ile	A	B	C	D	E	F
BOD	1.91	0.68	15	2.80	12	86	2	-	-	-
Amm	0.35	0.84	16	0.79	-	24	55	18	3	-
DO	96.00	10.67	16	82.33	68	31	1	-	-	-

Overall Conf of Grade (%)
 A B C D E F

-	25	54	18	3	-
---	----	----	----	---	---

Face Value Grade : C

	YEAR 1990				Conf of Grade for det (%)					
	mean	sd	no	90/10%ile	A	B	C	D	E	F
BOD	2.50	0.74	12	3.48	-	81	19	-	-	-
Amm	0.10	0.09	12	0.20	50	49	1	-	-	-
DO	97.00	10.71	12	83.27	71	28	1	-	-	-

Overall Conf of Grade (%)
 A B C D E F

-	81	19	-	-	-
---	----	----	---	---	---

Face Value Grade : B

Sample Point No :225169QSS
Name :WANSBECK AT BOTHAL BRIDGE

	YEAR 1994				Conf of Grade for det (%)					
	mean	sd	no	90/10%ile	A	B	C	D	E	F
BOD	1.70	0.70	34	2.61	30	70	-	-	-	-
Amm	0.08	0.08	35	0.16	80	20	-	-	-	-
DO	98.97	8.05	36	88.65	100	-	-	-	-	-

Overall Conf of Grade(%)
A B C D E F

30 70 - - - -

Face Value Grade : B

	YEAR 1990				Conf of Grade for det (%)					
	mean	sd	no	90/10%ile	A	B	C	D	E	F
BOD	2.30	1.38	13	4.01	-	49	42	8	1	-
Amm	0.11	0.11	13	0.23	32	67	1	-	-	-
DO	95.00	7.08	13	85.93	94	6	-	-	-	-

Overall Conf of Grade(%)
A B C D E F

- 49 42 8 1 -

Face Value Grade : C

Sample Point No :225388QSS
Name :BOTHAL BURN ABOVE PEGSWOOD STW

	YEAR 1994				Conf of Grade for det (%)					
	mean	sd	no	90/10%ile	A	B	C	D	E	F
BOD	2.48	2.21	13	4.93	-	19	50	20	11	-
Amm	0.16	0.24	13	0.36	4	77	18	1	-	-
DO	86.08	15.89	12	65.72	-	20	54	22	4	-

Overall Conf of Grade(%)
A B C D E F

5 7 55 22 11 -

Face Value Grade : C

	YEAR 1990				Conf of Grade for det (%)					
	mean	sd	no	90/10%ile	A	B	C	D	E	F
BOD	0.00	0.00	0	0.00						
Amm	0.00	0.00	0	0.00						
DO	0.00	0.00	0	0.00						

Overall Conf of Grade(%)
A B C D E F

Face Value Grade :

Sample Point No :225389QSS
 Name :BOTHAL BURN 200M DOWNSTREAM OF

	YEAR 1994				Conf of Grade for det (%)					
	mean	sd	no	90/10%ile	A	B	C	D	E	F
BOD	6.08	4.12	12	11.07	-	-	-	5	76	19
Amm	0.42	0.39	12	0.85	-	8	75	16	1	-
DO	80.92	17.48	12	58.52	-	2	38	41	19	-

Overall Conf of Grade(%)					
A	B	C	D	E	F
-	-	-	5	76	19

Face Value Grade : E

	YEAR 1990				Conf of Grade for det (%)					
	mean	sd	no	90/10%ile	A	B	C	D	E	F
BOD	3.20	1.36	9	4.96	-	7	67	21	5	-
Amm	0.25	1.89	9	0.43	14	44	20	11	9	2
DO	92.00	14.09	9	73.94	12	54	26	7	1	-

Overall Conf of Grade(%)					
A	B	C	D	E	F
-	1	67	21	9	2

Face Value Grade : C

Sample Point No :225438QSZ
 Name :FONT AT MITFORD

	YEAR 1994				Conf of Grade for det (%)					
	mean	sd	no	90/10%ile	A	B	C	D	E	F
BOD	1.43	0.55	35	2.15	93	7	-	-	-	-
Amm	0.05	0.06	34	0.11	99	1	-	-	-	-
DO	99.06	8.94	36	87.60	100	-	-	-	-	-

Overall Conf of Grade(%)					
A	B	C	D	E	F
93	7	-	-	-	-

Face Value Grade : A

	YEAR 1990				Conf of Grade for det (%)					
	mean	sd	no	90/10%ile	A	B	C	D	E	F
BOD	1.80	0.49	35	2.45	62	38	-	-	-	-
Amm	0.09	0.13	33	0.20	50	50	-	-	-	-
DO	95.00	9.64	36	82.65	85	15	-	-	-	-

Overall Conf of Grade(%)					
A	B	C	D	E	F
50	50	-	-	-	-

Face Value Grade : A

Sample Point No :225440QSZ
 Name :HART BURN AT HARTBURN

	YEAR 1994				Conf of Grade for det (%)					
	mean	sd	no	90/10%ile	A	B	C	D	E	F
BOD	1.60	0.52	23	2.28	79	21	-	-	-	-
Amm	0.05	0.05	23	0.10	99	1	-	-	-	-
DO	102.56	12.24	25	86.87	95	5	-	-	-	-

Overall Conf of Grade(%)
 A B C D E F

79	21	-	-	-	-
----	----	---	---	---	---

Face Value Grade : A

	YEAR 1990				Conf of Grade for det (%)					
	mean	sd	no	90/10%ile	A	B	C	D	E	F
BOD	0.00	0.00	0	0.00						
Amm	0.00	0.00	0	0.00						
DO	0.00	0.00	0	0.00						

Overall Conf of Grade(%)
 A B C D E F

--	--	--	--	--	--

Face Value Grade :

Sample Point No :226005QSZ
 Name :HOW BURN AT WHALTON

	YEAR 1994				Conf of Grade for det (%)					
	mean	sd	no	90/10%ile	A	B	C	D	E	F
BOD	1.57	0.71	36	2.49	52	48	-	-	-	-
Amm	0.05	0.05	36	0.10	100	-	-	-	-	-
DO	108.33	12.52	36	92.28	100	-	-	-	-	-

Overall Conf of Grade(%)
 A B C D E F

52	48	-	-	-	-
----	----	---	---	---	---

Face Value Grade : A

	YEAR 1990				Conf of Grade for det (%)					
	mean	sd	no	90/10%ile	A	B	C	D	E	F
BOD	1.30	1.68	12	2.83	35	38	18	6	3	-
Amm	0.10	2.38	12	0.11	67	22	7	3	1	-
DO	95.00	7.62	12	85.23	89	11	-	-	-	-

Overall Conf of Grade(%)
 A B C D E F

35	38	18	6	3	-
----	----	----	---	---	---

Face Value Grade : B

Sample Point No :226023QSZ
 Name :BLYTH AT BEDLINGTON BRIDGE

	YEAR 1994				Conf of Grade for det (%)					
	mean	sd	no	90/10%ile	A	B	C	D	E	F
BOD	2.06	1.45	37	3.80	-	62	38	-	-	-
Amm	0.11	0.17	48	0.25	14	86	-	-	-	-
DO	101.81	12.18	53	86.20	99	1	-	-	-	-

Overall Conf of Grade(%)					
A	B	C	D	E	F
-	62	38	-	-	-

Face Value Grade : B

	YEAR 1990				Conf of Grade for det (%)					
	mean	sd	no	90/10%ile	A	B	C	D	E	F
BOD	2.63	1.41	10	4.41	-	29	54	14	3	-
Amm	0.27	0.42	20	0.60	-	49	47	4	-	-
DO	96.10	14.42	21	77.62	26	66	8	-	-	-

Overall Conf of Grade(%)					
A	B	C	D	E	F
26	3	54	14	3	-

Face Value Grade : C

Sample Point No :226024QSZ
 Name :BLYTH AT HARTFORD BRIDGE

	YEAR 1994				Conf of Grade for det (%)					
	mean	sd	no	90/10%ile	A	B	C	D	E	F
BOD	1.56	0.57	36	2.31	80	20	-	-	-	-
Amm	0.06	0.05	36	0.12	100	-	-	-	-	-
DO	103.26	13.66	38	85.75	95	5	-	-	-	-

Overall Conf of Grade(%)					
A	B	C	D	E	F
80	20	-	-	-	-

Face Value Grade : A

	YEAR 1990				Conf of Grade for det (%)					
	mean	sd	no	90/10%ile	A	B	C	D	E	F
BOD	2.10	0.92	18	3.29	1	86	13	-	-	-
Amm	0.12	0.12	18	0.25	17	82	1	-	-	-
DO	92.00	12.52	18	75.95	11	76	13	-	-	-

Overall Conf of Grade(%)					
A	B	C	D	E	F
1	86	13	-	-	-

Face Value Grade : B

Sample Point No : 226026QSZ
 Name : BLYTH AT BELLASIS BRIDGE

	YEAR 1994				Conf of Grade for det (%)					
	mean	sd	no	90/10%ile	A	B	C	D	E	F
BOD	1.53	0.70	36	2.43	59	41	-	-	-	-
Amm	0.09	0.18	38	0.20	46	54	-	-	-	-
DO	90.63	11.13	38	76.37	5	94	1	-	-	-

Overall Conf of Grade (%)
 A B C D E F

5 94 1 - - -

Face Value Grade : B

	YEAR 1990				Conf of Grade for det (%)					
	mean	sd	no	90/10%ile	A	B	C	D	E	F
BOD	2.00	0.86	34	3.11	-	99	1	-	-	-
Amm	0.11	0.15	34	0.24	18	82	-	-	-	-
DO	88.00	11.65	34	73.07	-	83	17	-	-	-

Overall Conf of Grade (%)
 A B C D E F

- 83 17 - - -

Face Value Grade : B

Sample Point No : 226027QSZ
 Name : BLYTH AT THORNYFORD BRIDGE

	YEAR 1994				Conf of Grade for det (%)					
	mean	sd	no	90/10%ile	A	B	C	D	E	F
BOD	1.72	1.04	39	3.01	4	94	2	-	-	-
Amm	0.06	0.05	40	0.12	100	-	-	-	-	-
DO	99.15	13.44	39	81.93	71	29	-	-	-	-

Overall Conf of Grade (%)
 A B C D E F

4 94 2 - - -

Face Value Grade : B

	YEAR 1990				Conf of Grade for det (%)					
	mean	sd	no	90/10%ile	A	B	C	D	E	F
BOD	2.60	1.85	16	4.81	-	15	63	18	4	-
Amm	0.14	0.15	16	0.29	6	90	4	-	-	-
DO	87.00	16.31	16	66.10	-	20	59	19	2	-

Overall Conf of Grade (%)
 A B C D E F

6 8 63 19 4 -

Face Value Grade : C

Sample Point No :226030QSZ
 Name :CATCH BURN AT HEPSCOTT

	YEAR 1994				Conf of Grade for det (%)					
	mean	sd	no	90/10%ile	A	B	C	D	E	F
BOD	1.33	0.62	35	2.13	91	9	-	-	-	-
Amm	0.12	0.16	36	0.26	9	91	-	-	-	-
DO	95.67	9.14	36	83.96	95	5	-	-	-	-

Overall Conf of Grade(%)
 A B C D E F

9	91	-	-	-	-
---	----	---	---	---	---

Face Value Grade : B

	YEAR 1990				Conf of Grade for det (%)					
	mean	sd	no	90/10%ile	A	B	C	D	E	F
BOD	1.60	0.62	35	2.41	64	36	-	-	-	-
Amm	0.11	0.14	35	0.24	18	82	-	-	-	-
DO	89.00	8.75	35	77.79	10	90	-	-	-	-

Overall Conf of Grade(%)
 A B C D E F

10	90	-	-	-	-
----	----	---	---	---	---

Face Value Grade : B

Sample Point No :226031QSZ
 Name :PONT AT BERWICK HILLS LOW

	YEAR 1994				Conf of Grade for det (%)					
	mean	sd	no	90/10%ile	A	B	C	D	E	F
BOD	2.00	1.03	36	3.31	-	93	7	-	-	-
Amm	0.15	0.13	37	0.30	-	100	-	-	-	-
DO	95.24	12.86	38	78.76	31	69	-	-	-	-

Overall Conf of Grade(%)
 A B C D E F

-	93	7	-	-	-
---	----	---	---	---	---

Face Value Grade : B

	YEAR 1990				Conf of Grade for det (%)					
	mean	sd	no	90/10%ile	A	B	C	D	E	F
BOD	2.50	2.03	34	4.83	-	9	77	13	1	-
Amm	0.16	0.18	34	0.34	-	99	1	-	-	-
DO	90.00	13.41	34	72.81	-	77	23	-	-	-

Overall Conf of Grade(%)
 A B C D E F

-	9	77	13	1	-
---	---	----	----	---	---

Face Value Grade : C

Sample Point No :226033QSZ
Name :PONT AT PONTELAND

	YEAR 1994				Conf of Grade for det (%)					
	mean	sd	no	90/10%ile	A	B	C	D	E	F
BOD	1.67	0.97	38	2.88	9	90	1	-	-	-
Amm	0.08	0.08	38	0.16	82	18	-	-	-	-
DO	98.90	12.53	39	82.84	81	19	-	-	-	-

Overall Conf of Grade (%)
A B C D E F

9	90	1	-	-	-
---	----	---	---	---	---

Face Value Grade : B

	YEAR 1990				Conf of Grade for det (%)					
	mean	sd	no	90/10%ile	A	B	C	D	E	F
BOD	4.90	16.71	38	10.61	-	-	3	15	62	20
Amm	0.36	1.16	37	0.79	-	19	70	11	-	-
DO	87.00	12.63	38	70.81	-	60	40	-	-	-

Overall Conf of Grade (%)
A B C D E F

-	-	-	18	62	20
---	---	---	----	----	----

Face Value Grade : E

Sample Point No :226037QSZ
Name :SEATON BURN AT SIX MILE ROAD

	YEAR 1994				Conf of Grade for det (%)					
	mean	sd	no	90/10%ile	A	B	C	D	E	F
BOD	2.64	1.96	31	4.96	-	6	77	16	1	-
Amm	0.17	0.13	36	0.32	-	100	-	-	-	-
DO	91.88	36.73	34	44.81	-	-	2	22	75	1

Overall Conf of Grade (%)
A B C D E F

-	-	-	24	75	1
---	---	---	----	----	---

Face Value Grade : E

	YEAR 1990				Conf of Grade for det (%)					
	mean	sd	no	90/10%ile	A	B	C	D	E	F
BOD	0.00	0.00	0	0.00						
Amm	0.00	0.00	0	0.00						
DO	0.00	0.00	0	0.00						

Overall Conf of Grade (%)
A B C D E F

--	--	--	--	--	--

Face Value Grade :

Sample Point No :226038QSZ
 Name :BRIERDENE BURN AT WHITLEY BAY

	YEAR 1994				Conf of Grade for det (%)					
	mean	sd	no	90/10%ile	A	B	C	D	E	F
BOD	3.72	3.49	20	7.51	-	-	13	45	41	1
Amm	0.54	0.53	20	1.10	-	-	69	30	1	-
DO	81.52	22.21	21	53.06	-	-	11	53	36	-

Overall Conf of Grade(%)
 A B C D E F

-	1	4	53	41	1
---	---	---	----	----	---

Face Value Grade : D

	YEAR 1990				Conf of Grade for det (%)					
	mean	sd	no	90/10%ile	A	B	C	D	E	F
BOD	3.40	2.11	21	6.00	-	-	50	41	9	-
Amm	0.46	0.62	21	1.01	-	2	72	25	1	-
DO	73.00	19.15	19	48.46	-	-	1	37	62	-

Overall Conf of Grade(%)
 A B C D E F

-	-	-	38	62	-
---	---	---	----	----	---

Face Value Grade : E

Sample Point No :226225QSS
 Name :SEATON BURN AT SEGHILL (A190)

	YEAR 1994				Conf of Grade for det (%)					
	mean	sd	no	90/10%ile	A	B	C	D	E	F
BOD	2.26	1.96	44	4.46	-	21	74	5	-	-
Amm	0.24	0.42	45	0.54	-	64	36	-	-	-
DO	94.90	17.09	40	73.00	2	74	24	-	-	-

Overall Conf of Grade(%)
 A B C D E F

1	20	74	5	-	-
---	----	----	---	---	---

Face Value Grade : C

	YEAR 1990				Conf of Grade for det (%)					
	mean	sd	no	90/10%ile	A	B	C	D	E	F
BOD	8.80	25.19	35	19.58	-	-	-	-	19	81
Amm	0.32	0.72	35	0.73	-	24	70	6	-	-
DO	96.00	25.38	35	63.47	-	10	59	28	3	-

Overall Conf of Grade(%)
 A B C D E F

-	-	-	-	19	81
---	---	---	---	----	----

Face Value Grade : F

Sample Point No :226242QSZ
 Name :PONT AT PONTELAND RIFLE RANGES

	YEAR 1994				Conf of Grade for det (%)					
	mean	sd	no	90/10%ile	A	B	C	D	E	F
BOD	1.94	1.48	35	3.67	-	68	32	-	-	-
Amm	0.08	0.07	35	0.16	87	13	-	-	-	-
DO	98.67	12.04	36	83.24	84	16	-	-	-	-

Overall Conf of Grade(%)
 A B C D E F

-	68	32	-	-	-
---	----	----	---	---	---

Face Value Grade : B

	YEAR 1990				Conf of Grade for det (%)					
	mean	sd	no	90/10%ile	A	B	C	D	E	F
BOD	2.80	1.99	37	5.18	-	1	79	19	1	-
Amm	0.20	0.35	36	0.45	-	81	19	-	-	-
DO	93.00	9.54	37	80.77	62	38	-	-	-	-

Overall Conf of Grade(%)
 A B C D E F

-	1	79	19	1	-
---	---	----	----	---	---

Face Value Grade : C

Sample Point No :226327QSZ
 Name :PONT 2KM BELOW CONFLUENCE WITH

	YEAR 1994				Conf of Grade for det (%)					
	mean	sd	no	90/10%ile	A	B	C	D	E	F
BOD	1.59	0.86	13	2.68	33	60	7	-	-	-
Amm	0.07	0.07	13	0.14	77	23	-	-	-	-
DO	104.77	10.27	13	91.61	98	2	-	-	-	-

Overall Conf of Grade(%)
 A B C D E F

33	60	7	-	-	-
----	----	---	---	---	---

Face Value Grade : B

	YEAR 1990				Conf of Grade for det (%)					
	mean	sd	no	90/10%ile	A	B	C	D	E	F
BOD	2.30	1.25	14	3.88	-	55	41	4	-	-
Amm	0.19	0.19	14	0.39	-	85	15	-	-	-
DO	95.00	10.24	14	81.88	64	35	1	-	-	-

Overall Conf of Grade(%)
 A B C D E F

-29	84	41	4	-	-
-----	----	----	---	---	---

Face Value Grade : B

Sample Point No :226394QSS
 Name :PEGWHISTLE BURN ABOVE RIVER

	YEAR 1994				Conf of Grade for det (%)					
	mean	sd	no	90/10%ile	A	B	C	D	E	F
BOD	2.23	2.47	10	4.70	2	28	36	16	16	2
Amm	0.07	0.06	10	0.14	78	22	-	-	-	-
DO	104.11	22.83	9	74.85	27	35	20	12	6	-

Overall Conf of Grade(%)					
A	B	C	D	E	F
-	30	36	16	16	2

Face Value Grade : C

	YEAR 1990				Conf of Grade for det (%)					
	mean	sd	no	90/10%ile	A	B	C	D	E	F
BOD	1.00	0.48	9	1.62	91	9	-	-	-	-
Amm	0.08	0.11	9	0.18	57	38	4	-	1	-
DO	81.00	24.56	9	49.53	-	-	11	36	48	5

Overall Conf of Grade(%)					
A	B	C	D	E	F
-	-	-	47	48	5

Face Value Grade : E

Sample Point No :226442QSZ
 Name :PONT AT HEUGH MILL FARM

	YEAR 1994				Conf of Grade for det (%)					
	mean	sd	no	90/10%ile	A	B	C	D	E	F
BOD	1.34	0.77	38	2.30	72	28	-	-	-	-
Amm	0.12	0.22	38	0.27	9	90	1	-	-	-
DO	91.21	13.34	39	74.11	1	88	11	-	-	-

Overall Conf of Grade(%)					
A	B	C	D	E	F
-	89	11	-	-	-

Face Value Grade : B

	YEAR 1990				Conf of Grade for det (%)					
	mean	sd	no	90/10%ile	A	B	C	D	E	F
BOD	1.80	0.79	14	2.82	17	78	5	-	-	-
Amm	0.14	0.14	14	0.29	7	89	4	-	-	-
DO	104.00	14.08	14	85.96	80	19	1	-	-	-

Overall Conf of Grade(%)					
A	B	C	D	E	F
6	89	5	-	-	-

Face Value Grade : B

Sample Point No : 226443QSZ
 Name : SMALL BURN AT PONTELAND

	YEAR 1994				Conf of Grade for det (%)					
	mean	sd	no	90/10%ile	A	B	C	D	E	F
BOD	2.50	1.25	23	4.10	-	42	57	1	-	-
Amm	0.71	1.65	24	1.61	-	-	25	57	18	-
DO	78.50	24.43	24	47.19	-	-	1	30	69	-

Overall Conf of Grade (%)
 A B C D E F

-	-	-	31	69	-
---	---	---	----	----	---

Face Value Grade : E

	YEAR 1990				Conf of Grade for det (%)					
	mean	sd	no	90/10%ile	A	B	C	D	E	F
BOD	0.00	0.00	0	0.00						
Amm	0.00	0.00	0	0.00						
DO	0.00	0.00	0	0.00						

Overall Conf of Grade (%)
 A B C D E F

--	--	--	--	--	--

Face Value Grade :

Sample Point No : 226444QSZ
 Name : COLDCOATS BURN AT PONTELAND

	YEAR 1994				Conf of Grade for det (%)					
	mean	sd	no	90/10%ile	A	B	C	D	E	F
BOD	1.40	0.60	23	2.18	83	17	-	-	-	-
Amm	0.07	0.06	24	0.14	93	7	-	-	-	-
DO	91.00	11.40	24	76.39	9	86	5	-	-	-

Overall Conf of Grade (%)
 A B C D E F

9	86	5	-	-	-
---	----	---	---	---	---

Face Value Grade : B

	YEAR 1990				Conf of Grade for det (%)					
	mean	sd	no	90/10%ile	A	B	C	D	E	F
BOD	0.00	0.00	0	0.00						
Amm	0.00	0.00	0	0.00						
DO	0.00	0.00	0	0.00						

Overall Conf of Grade (%)
 A B C D E F

--	--	--	--	--	--

Face Value Grade :

Sample Point No :231041QSZ
 Name :NORTH TYNE AT CHOLLERFORD

	YEAR 1994				Conf of Grade for det (%)					
	mean	sd	no	90/10%ile	A	B	C	D	E	F
BOD	1.43	0.68	35	2.30	75	25	-	-	-	-
Amm	0.10	0.14	35	0.22	32	68	-	-	-	-
DO	97.33	5.08	36	90.82	100	-	-	-	-	-

Overall Conf of Grade(%)					
A	B	C	D	E	F
32	68	-	-	-	-

Face Value Grade : B

	YEAR 1990				Conf of Grade for det (%)					
	mean	sd	no	90/10%ile	A	B	C	D	E	F
BOD	1.50	0.50	37	2.16	96	4	-	-	-	-
Amm	0.08	0.15	37	0.18	62	38	-	-	-	-
DO	93.00	7.37	36	83.55	96	4	-	-	-	-

Overall Conf of Grade(%)					
A	B	C	D	E	F
62	38	-	-	-	-

Face Value Grade : A

Sample Point No :231042QSZ
 Name :NORTH TYNE AT WARK

	YEAR 1994				Conf of Grade for det (%)					
	mean	sd	no	90/10%ile	A	B	C	D	E	F
BOD	1.40	0.62	34	2.20	86	14	-	-	-	-
Amm	0.07	0.09	36	0.15	85	15	-	-	-	-
DO	100.33	7.99	36	90.09	100	-	-	-	-	-

Overall Conf of Grade(%)					
A	B	C	D	E	F
85	15	-	-	-	-

Face Value Grade : A

	YEAR 1990				Conf of Grade for det (%)					
	mean	sd	no	90/10%ile	A	B	C	D	E	F
BOD	0.00	0.00	0	0.00						
Amm	0.00	0.00	0	0.00						
DO	0.00	0.00	0	0.00						

Overall Conf of Grade(%)					
A	B	C	D	E	F

Face Value Grade :

Sample Point No :231045QSZ
Name :NORTH TYNE AT TARSET

	YEAR 1994				Conf of Grade for det (%)					
	mean	sd	no	90/10%ile	A	B	C	D	E	F
BOD	1.24	0.65	35	2.07	92	8	-	-	-	-
Amm	0.07	0.12	36	0.16	77	23	-	-	-	-
DO	100.00	7.75	36	90.07	100	-	-	-	-	-

Overall Conf of Grade(%)
A B C D E F

77 23 - - - -

Face Value Grade : A

	YEAR 1990				Conf of Grade for det (%)					
	mean	sd	no	90/10%ile	A	B	C	D	E	F
BOD	1.60	0.70	34	2.51	49	51	-	-	-	-
Amm	0.06	0.08	33	0.13	93	7	-	-	-	-
DO	99.00	7.23	34	89.73	100	-	-	-	-	-

Overall Conf of Grade(%)
A B C D E F

49 51 - - - -

Face Value Grade : B

Sample Point No :231048QSZ
Name :NORTH TYNE AT KIELDER

	YEAR 1994				Conf of Grade for det (%)					
	mean	sd	no	90/10%ile	A	B	C	D	E	F
BOD	1.26	0.45	26	1.85	100	-	-	-	-	-
Amm	0.04	0.04	26	0.08	100	-	-	-	-	-
DO	100.10	9.40	29	88.05	100	-	-	-	-	-

Overall Conf of Grade(%)
A B C D E F

100 - - - - -

Face Value Grade : A

	YEAR 1990				Conf of Grade for det (%)					
	mean	sd	no	90/10%ile	A	B	C	D	E	F
BOD	1.40	0.65	12	2.24	67	32	1	-	-	-
Amm	0.04	0.04	12	0.08	97	3	-	-	-	-
DO	98.00	6.10	11	90.18	100	-	-	-	-	-

Overall Conf of Grade(%)
A B C D E F

67 32 1 - - -

Face Value Grade : A

Sample Point No :231051QSZ
 Name :LEWISBURN AT KIELDER

	YEAR 1994				Conf of Grade for det (%)					
	mean	sd	no	90/10%ile	A	B	C	D	E	F
BOD	1.36	0.46	25	1.96	98	2	-	-	-	-
Amm	0.05	0.04	25	0.10	100	-	-	-	-	-
DO	99.10	9.09	29	87.45	100	-	-	-	-	-

Overall Conf of Grade(%)
 A B C D E F

98	2	-	-	-	-
----	---	---	---	---	---

Face Value Grade : A

	YEAR 1990				Conf of Grade for det (%)					
	mean	sd	no	90/10%ile	A	B	C	D	E	F
BOD	1.40	0.64	12	2.23	68	31	1	-	-	-
Amm	0.06	0.08	12	0.13	77	23	-	-	-	-
DO	99.00	6.53	12	90.63	100	-	-	-	-	-

Overall Conf of Grade(%)
 A B C D E F

68	31	1	-	-	-
----	----	---	---	---	---

Face Value Grade : A

Sample Point No :231373QSZ
 Name :TARSET BURN AT TARSET

	YEAR 1994				Conf of Grade for det (%)					
	mean	sd	no	90/10%ile	A	B	C	D	E	F
BOD	1.34	0.56	34	2.07	96	4	-	-	-	-
Amm	0.11	0.25	36	0.25	20	79	1	-	-	-
DO	96.94	9.75	34	84.44	95	5	-	-	-	-

Overall Conf of Grade(%)
 A B C D E F

20	79	1	-	-	-
----	----	---	---	---	---

Face Value Grade : B

	YEAR 1990				Conf of Grade for det (%)					
	mean	sd	no	90/10%ile	A	B	C	D	E	F
BOD	0.00	0.00	0	0.00						
Amm	0.00	0.00	0	0.00						
DO	0.00	0.00	0	0.00						

Overall Conf of Grade(%)
 A B C D E F

--	--	--	--	--	--

Face Value Grade :

Sample Point No : 231374QSZ
 Name : CHIRDON BURN AT TARSET

	YEAR 1994				Conf of Grade for det (%)					
	mean	sd	no	90/10%ile	A	B	C	D	E	F
BOD	1.55	0.46	22	2.16	92	8	-	-	-	-
Amm	0.05	0.04	23	0.10	100	-	-	-	-	-
DO	98.50	11.79	24	83.39	80	20	-	-	-	-

Overall Conf of Grade (%)
 A B C D E F

80 20 - - - -

Face Value Grade : A

	YEAR 1990				Conf of Grade for det (%)					
	mean	sd	no	90/10%ile	A	B	C	D	E	F
BOD	0.00	0.00	0	0.00						
Amm	0.00	0.00	0	0.00						
DO	0.00	0.00	0	0.00						

Overall Conf of Grade (%)
 A B C D E F

Face Value Grade :

Sample Point No : 231375QSZ
 Name : HARESHAW BURN AT BELLINGHAM

	YEAR 1994				Conf of Grade for det (%)					
	mean	sd	no	90/10%ile	A	B	C	D	E	F
BOD	1.40	0.52	23	2.08	92	8	-	-	-	-
Amm	0.10	0.24	24	0.23	35	63	2	-	-	-
DO	100.50	8.24	24	89.94	100	-	-	-	-	-

Overall Conf of Grade (%)
 A B C D E F

35 63 2 - - -

Face Value Grade : B

	YEAR 1990				Conf of Grade for det (%)					
	mean	sd	no	90/10%ile	A	B	C	D	E	F
BOD	0.00	0.00	0	0.00						
Amm	0.00	0.00	0	0.00						
DO	0.00	0.00	0	0.00						

Overall Conf of Grade (%)
 A B C D E F

Face Value Grade :

Sample Point No :231376QSZ
Name :REDE AT COTTONSHOPEFOOT

	YEAR 1994				Conf of Grade for det (%)					
	mean	sd	no	90/10%ile	A	B	C	D	E	F
BOD	1.47	0.88	34	2.56	41	59	-	-	-	-
Amm	0.07	0.19	35	0.16	73	27	-	-	-	-
DO	97.33	10.28	36	84.16	93	7	-	-	-	-

Overall Conf of Grade(%)
A B C D E F

41	59	-	-	-	-
----	----	---	---	---	---

Face Value Grade : B

	YEAR 1990				Conf of Grade for det (%)					
	mean	sd	no	90/10%ile	A	B	C	D	E	F
BOD	0.00	0.00	0	0.00						
Amm	0.00	0.00	0	0.00						
DO	0.00	0.00	0	0.00						

Overall Conf of Grade(%)
A B C D E F

--	--	--	--	--	--

Face Value Grade :

Sample Point No :231377QSZ
Name :REDE AT OTTERBURN

	YEAR 1994				Conf of Grade for det (%)					
	mean	sd	no	90/10%ile	A	B	C	D	E	F
BOD	1.30	0.40	33	1.83	100	-	-	-	-	-
Amm	0.14	0.53	34	0.30	12	82	6	-	-	-
DO	95.71	9.64	35	83.36	90	10	-	-	-	-

Overall Conf of Grade(%)
A B C D E F

12	82	6	-	-	-
----	----	---	---	---	---

Face Value Grade : B

	YEAR 1990				Conf of Grade for det (%)					
	mean	sd	no	90/10%ile	A	B	C	D	E	F
BOD	0.00	0.00	0	0.00						
Amm	0.00	0.00	0	0.00						
DO	0.00	0.00	0	0.00						

Overall Conf of Grade(%)
A B C D E F

--	--	--	--	--	--

Face Value Grade :

Sample Point No :231378QSZ
 Name :OTTER BURN AT OTTERBURN

	YEAR 1994				Conf of Grade for det (%)					
	mean	sd	no	90/10%ile	A	B	C	D	E	F
BOD	1.80	0.44	22	2.38	71	29	-	-	-	-
Amm	0.20	0.29	23	0.44	-	79	21	-	-	-
DO	95.50	7.58	24	85.79	99	1	-	-	-	-

Overall Conf of Grade(%)
 A B C D E F

-	79	21	-	-	-
---	----	----	---	---	---

Face Value Grade : B

	YEAR 1990				Conf of Grade for det (%)					
	mean	sd	no	90/10%ile	A	B	C	D	E	F
BOD	0.00	0.00	0	0.00						
Amm	0.00	0.00	0	0.00						
DO	0.00	0.00	0	0.00						

Overall Conf of Grade(%)
 A B C D E F

--	--	--	--	--	--

Face Value Grade :

Sample Point No :231380QSZ
 Name :REDE AT REDESMOUTH

	YEAR 1994				Conf of Grade for det (%)					
	mean	sd	no	90/10%ile	A	B	C	D	E	F
BOD	1.45	0.73	23	2.38	61	39	-	-	-	-
Amm	0.13	0.37	23	0.29	15	77	8	-	-	-
DO	99.00	10.94	24	84.98	91	9	-	-	-	-

Overall Conf of Grade(%)
 A B C D E F

15	77	8	-	-	-
----	----	---	---	---	---

Face Value Grade : B

	YEAR 1990				Conf of Grade for det (%)					
	mean	sd	no	90/10%ile	A	B	C	D	E	F
BOD	0.00	0.00	0	0.00						
Amm	0.00	0.00	0	0.00						
DO	0.00	0.00	0	0.00						

Overall Conf of Grade(%)
 A B C D E F

--	--	--	--	--	--

Face Value Grade :

Sample Point No :231381QSZ
Name :WARKS BURN AT WARK

	YEAR 1994				Conf of Grade for det (%)					
	mean	sd	no	90/10%ile	A	B	C	D	E	F
BOD	1.56	0.52	23	2.24	83	17	-	-	-	-
Amm	0.06	0.09	24	0.13	86	14	-	-	-	-
DO	97.00	11.74	24	81.95	69	31	-	-	-	-

Overall Conf of Grade(%)
A B C D E F

69 31 - - - -

Face Value Grade : A

	YEAR 1990				Conf of Grade for det (%)					
	mean	sd	no	90/10%ile	A	B	C	D	E	F
BOD	0.00	0.00	0	0.00						
Amm	0.00	0.00	0	0.00						
DO	0.00	0.00	0	0.00						

Overall Conf of Grade(%)
A B C D E F

Face Value Grade :

Sample Point No :231382QSZ
Name :SIMON BURN AT SIMONBURN

	YEAR 1994				Conf of Grade for det (%)					
	mean	sd	no	90/10%ile	A	B	C	D	E	F
BOD	1.60	0.68	23	2.48	52	48	-	-	-	-
Amm	0.07	0.07	24	0.14	87	13	-	-	-	-
DO	96.50	10.30	24	83.30	82	18	-	-	-	-

Overall Conf of Grade(%)
A B C D E F

52 48 - - - -

Face Value Grade : A

	YEAR 1990				Conf of Grade for det (%)					
	mean	sd	no	90/10%ile	A	B	C	D	E	F
BOD	0.00	0.00	0	0.00						
Amm	0.00	0.00	0	0.00						
DO	0.00	0.00	0	0.00						

Overall Conf of Grade(%)
A B C D E F

Face Value Grade :

Sample Point No :231383QSZ
 Name :GUNNERTON BURN AT BURNMOUTH

	YEAR 1994				Conf of Grade for det (%)					
	mean	sd	no	90/10%ile	A	B	C	D	E	F
BOD	1.35	0.53	20	2.04	91	9	-	-	-	-
Amm	0.08	0.08	22	0.16	74	26	-	-	-	-
DO	99.00	7.39	24	89.53	100	-	-	-	-	-

Overall Conf of Grade(%)
 A B C D E F

74 26 - - - -

Face Value Grade : A

	YEAR 1990				Conf of Grade for det (%)					
	mean	sd	no	90/10%ile	A	B	C	D	E	F
BOD	0.00	0.00	0	0.00						
Amm	0.00	0.00	0	0.00						
DO	0.00	0.00	0	0.00						

Overall Conf of Grade(%)
 A B C D E F

Face Value Grade :

Sample Point No :231384QSZ
 Name :TRIB. R TYNE D/S BARRASFORD

	YEAR 1994				Conf of Grade for det (%)					
	mean	sd	no	90/10%ile	A	B	C	D	E	F
BOD	2.91	2.48	21	5.71	-	3	54	32	11	-
Amm	0.18	0.17	24	0.36	-	96	4	-	-	-
DO	80.50	15.66	24	60.43	-	-	53	44	3	-

Overall Conf of Grade(%)
 A B C D E F

- - 45 44 11 - -

Face Value Grade : C

	YEAR 1990				Conf of Grade for det (%)					
	mean	sd	no	90/10%ile	A	B	C	D	E	F
BOD	0.00	0.00	0	0.00						
Amm	0.00	0.00	0	0.00						
DO	0.00	0.00	0	0.00						

Overall Conf of Grade(%)
 A B C D E F

Face Value Grade :

Sample Point No :231385QSZ
 Name :BARRASFORD BURN AT BARRASFORD

	YEAR 1994				Conf of Grade for det (%)					
	mean	sd	no	90/10%ile	A	B	C	D	E	F
BOD	1.25	0.49	22	1.89	98	2	-	-	-	-
Amm	0.07	0.09	23	0.15	78	22	-	-	-	-
DO	101.96	9.46	23	89.84	100	-	-	-	-	-

Overall Conf of Grade (%)					
A	B	C	D	E	F
78	22	-	-	-	-

Face Value Grade : A

	YEAR 1990				Conf of Grade for det (%)					
	mean	sd	no	90/10%ile	A	B	C	D	E	F
BOD	0.00	0.00	0	0.00						
Amm	0.00	0.00	0	0.00						
DO	0.00	0.00	0	0.00						

Overall Conf of Grade (%)					
A	B	C	D	E	F

Face Value Grade :

Sample Point No :231386QSZ
 Name :ERRING BURN AT CHOLLERTON

	YEAR 1994				Conf of Grade for det (%)					
	mean	sd	no	90/10%ile	A	B	C	D	E	F
BOD	1.20	0.40	23	1.73	100	-	-	-	-	-
Amm	0.07	0.10	24	0.16	76	24	-	-	-	-
DO	101.00	13.54	24	83.65	78	22	-	-	-	-

Overall Conf of Grade (%)					
A	B	C	D	E	F
76	24	-	-	-	-

Face Value Grade : A

	YEAR 1990				Conf of Grade for det (%)					
	mean	sd	no	90/10%ile	A	B	C	D	E	F
BOD	0.00	0.00	0	0.00						
Amm	0.00	0.00	0	0.00						
DO	0.00	0.00	0	0.00						

Overall Conf of Grade (%)					
A	B	C	D	E	F

Face Value Grade :

Sample Point No :232052QSZ
 Name :SOUTH TYNE AT WARDEN BRIDGE

	YEAR 1994				Conf of Grade for det (%)					
	mean	sd	no	90/10%ile	A	B	C	D	E	F
BOD	1.36	0.61	34	2.15	90	10	-	-	-	-
Amm	0.08	0.10	36	0.17	71	29	-	-	-	-
DO	102.53	14.11	34	84.45	87	13	-	-	-	-

Overall Conf of Grade(%)
 A B C D E F

71 29 - - - -

Face Value Grade : A

	YEAR 1990				Conf of Grade for det (%)					
	mean	sd	no	90/10%ile	A	B	C	D	E	F
BOD	1.80	0.87	37	2.92	4	96	-	-	-	-
Amm	0.04	0.05	36	0.09	100	-	-	-	-	-
DO	99.00	8.79	37	87.74	100	-	-	-	-	-

Overall Conf of Grade(%)
 A B C D E F

4 96 - - - -

Face Value Grade : B

Sample Point No :232054QSZ
 Name :SOUTH TYNE AT ALSTON

	YEAR 1994				Conf of Grade for det (%)					
	mean	sd	no	90/10%ile	A	B	C	D	E	F
BOD	1.21	0.47	32	1.82	100	-	-	-	-	-
Amm	0.07	0.07	34	0.14	92	8	-	-	-	-
DO	101.00	10.87	36	87.07	99	1	-	-	-	-

Overall Conf of Grade(%)
 A B C D E F

92 8 - - - -

Face Value Grade : A

	YEAR 1990				Conf of Grade for det (%)					
	mean	sd	no	90/10%ile	A	B	C	D	E	F
BOD	1.20	1.77	35	2.67	38	54	8	-	-	-
Amm	0.03	3.31	35	0.01	100	-	-	-	-	-
DO	98.00	9.80	35	85.44	98	2	-	-	-	-

Overall Conf of Grade(%)
 A B C D E F

38 54 8 - - -

Face Value Grade : B

Sample Point No :232057QSZ
 Name :SOUTH TYNE AT HALTWHISTLE

	YEAR 1994				Conf of Grade for det (%)					
	mean	sd	no	90/10%ile	A	B	C	D	E	F
BOD	1.37	0.65	33	2.21	84	16	-	-	-	-
Amm	0.09	0.10	33	0.19	58	42	-	-	-	-
DO	104.00	12.53	36	87.94	99	1	-	-	-	-

Overall Conf of Grade(%)
 A B C D E F

58 42 - - - -

Face Value Grade : A

	YEAR 1990				Conf of Grade for det (%)					
	mean	sd	no	90/10%ile	A	B	C	D	E	F
BOD	1.80	0.87	37	2.92	4	96	-	-	-	-
Amm	0.04	0.05	36	0.09	100	-	-	-	-	-
DO	99.00	8.79	37	87.74	100	-	-	-	-	-

Overall Conf of Grade(%)
 A B C D E F

4 96 - - - -

Face Value Grade : B

Sample Point No :232061QSZ
 Name :ALLEN AT ALLENBANKS

	YEAR 1994				Conf of Grade for det (%)					
	mean	sd	no	90/10%ile	A	B	C	D	E	F
BOD	1.32	0.57	34	2.06	95	5	-	-	-	-
Amm	0.07	0.09	34	0.15	84	16	-	-	-	-
DO	105.67	13.99	36	87.74	98	2	-	-	-	-

Overall Conf of Grade(%)
 A B C D E F

84 16 - - - -

Face Value Grade : A

	YEAR 1990				Conf of Grade for det (%)					
	mean	sd	no	90/10%ile	A	B	C	D	E	F
BOD	1.40	0.69	36	2.28	77	23	-	-	-	-
Amm	0.25	0.94	35	0.53	-	61	37	2	-	-
DO	98.00	9.73	35	85.53	98	2	-	-	-	-

Overall Conf of Grade(%)
 A B C D E F

- 61 37 2 - -

Face Value Grade : B

Sample Point No : 232078QSZ
 Name : NENT AT ALSTON

	YEAR 1994				Conf of Grade for det (%)					
	mean	sd	no	90/10%ile	A	B	C	D	E	F
BOD	1.20	0.51	33	1.86	99	1	-	-	-	-
Amm	0.08	0.11	34	0.18	67	33	-	-	-	-
DO	101.00	8.75	36	89.79	100	-	-	-	-	-

Overall Conf of Grade (%)
 A B C D E F

67	33	-	-	-	-
----	----	---	---	---	---

Face Value Grade : A

	YEAR 1990				Conf of Grade for det (%)					
	mean	sd	no	90/10%ile	A	B	C	D	E	F
BOD	1.40	0.74	36	2.34	69	31	-	-	-	-
Amm	0.10	0.26	36	0.22	34	65	1	-	-	-
DO	97.00	6.60	35	88.54	100	-	-	-	-	-

Overall Conf of Grade (%)
 A B C D E F

34	65	1	-	-	-
----	----	---	---	---	---

Face Value Grade : B

Sample Point No : 232081QSS
 Name : SOUTH TYNE D/S BARDON MILL

	YEAR 1994				Conf of Grade for det (%)					
	mean	sd	no	90/10%ile	A	B	C	D	E	F
BOD	1.30	0.63	23	2.11	85	15	-	-	-	-
Amm	0.09	0.21	23	0.20	48	51	1	-	-	-
DO	102.91	16.16	23	82.20	65	33	2	-	-	-

Overall Conf of Grade (%)
 A B C D E F

47	51	2	-	-	-
----	----	---	---	---	---

Face Value Grade : B

	YEAR 1990				Conf of Grade for det (%)					
	mean	sd	no	90/10%ile	A	B	C	D	E	F
BOD	1.80	0.87	37	2.92	4	96	-	-	-	-
Amm	0.04	0.05	36	0.09	100	-	-	-	-	-
DO	99.00	8.79	37	87.74	100	-	-	-	-	-

Overall Conf of Grade (%)
 A B C D E F

4	96	-	-	-	-
---	----	---	---	---	---

Face Value Grade : B

Sample Point No :232153QSS
 Name :WEST ALLEN U/S NINEBANKS

	YEAR 1994				Conf of Grade for det (%)					
	mean	sd	no	90/10%ile	A	B	C	D	E	F
BOD	1.00	0.59	15	1.74	92	8	-	-	-	-
Amm	0.08	0.07	15	0.16	74	26	-	-	-	-
DO	107.20	14.30	15	88.87	91	9	-	-	-	-

Overall Conf of Grade(%)					
A	B	C	D	E	F
74	26	-	-	-	-

Face Value Grade : A

	YEAR 1990				Conf of Grade for det (%)					
	mean	sd	no	90/10%ile	A	B	C	D	E	F
BOD	0.00	0.00	0	0.00						
Amm	0.00	0.00	0	0.00						
DO	0.00	0.00	0	0.00						

Overall Conf of Grade(%)					
A	B	C	D	E	F

Face Value Grade :

Sample Point No :232343QSS
 Name :EAST ALLEN ABOVE ALLENDALE STW

	YEAR 1994				Conf of Grade for det (%)					
	mean	sd	no	90/10%ile	A	B	C	D	E	F
BOD	1.27	0.63	28	2.08	90	10	-	-	-	-
Amm	0.38	0.43	28	0.81	-	7	88	5	-	-
DO	102.40	10.99	30	88.32	99	1	-	-	-	-

Overall Conf of Grade(%)					
A	B	C	D	E	F
-	7	88	5	-	-

Face Value Grade : C

	YEAR 1990				Conf of Grade for det (%)					
	mean	sd	no	90/10%ile	A	B	C	D	E	F
BOD	0.00	0.00	0	0.00						
Amm	0.00	0.00	0	0.00						
DO	0.00	0.00	0	0.00						

Overall Conf of Grade(%)					
A	B	C	D	E	F

Face Value Grade :

Sample Point No : 232387QSZ
 Name : BLACK BURN AT INTACK

	YEAR 1994				Conf of Grade for det (%)					
	mean	sd	no	90/10%ile	A	B	C	D	E	F
BOD	1.20	0.47	23	1.81	99	1	-	-	-	-
Amm	0.06	0.05	23	0.12	98	2	-	-	-	-
DO	100.50	14.47	24	81.96	65	34	1	-	-	-

Overall Conf of Grade (%)
 A B C D E F

65 34 1 - - -

Face Value Grade : A

	YEAR 1990				Conf of Grade for det (%)					
	mean	sd	no	90/10%ile	A	B	C	D	E	F
BOD	0.00	0.00	0	0.00						
Amm	0.00	0.00	0	0.00						
DO	0.00	0.00	0	0.00						

Overall Conf of Grade (%)
 A B C D E F

Face Value Grade :

Sample Point No : 232388QSZ
 Name : SOUTH TYNE AT EALS

	YEAR 1994				Conf of Grade for det (%)					
	mean	sd	no	90/10%ile	A	B	C	D	E	F
BOD	1.20	0.49	35	1.84	100	-	-	-	-	-
Amm	0.07	0.07	35	0.14	93	7	-	-	-	-
DO	100.33	10.18	36	87.28	100	-	-	-	-	-

Overall Conf of Grade (%)
 A B C D E F

93 7 - - - -

Face Value Grade : A

	YEAR 1990				Conf of Grade for det (%)					
	mean	sd	no	90/10%ile	A	B	C	D	E	F
BOD	1.20	1.77	35	2.67	38	54	8	-	-	-
Amm	0.03	3.31	35	0.01	100	-	-	-	-	-
DO	98.00	9.80	35	85.44	98	2	-	-	-	-

Overall Conf of Grade (%)
 A B C D E F

38 54 8 - - -

Face Value Grade : B

Sample Point No :232389QSZ
 Name :PARK BURN AT PARK VILLAGE

	YEAR 1994				Conf of Grade for det (%)					
	mean	sd	no	90/10%ile	A	B	C	D	E	F
BOD	1.65	0.51	22	2.32	75	25	-	-	-	-
Amm	0.06	0.05	22	0.12	98	2	-	-	-	-
DO	104.00	11.30	24	89.52	99	1	-	-	-	-

Overall Conf of Grade(%)
 A B C D E F

75	25	-	-	-	-
----	----	---	---	---	---

Face Value Grade : A

	YEAR 1990				Conf of Grade for det (%)					
	mean	sd	no	90/10%ile	A	B	C	D	E	F
BOD	0.00	0.00	0	0.00						
Amm	0.00	0.00	0	0.00						
DO	0.00	0.00	0	0.00						

Overall Conf of Grade(%)
 A B C D E F

--	--	--	--	--	--

Face Value Grade :

Sample Point No :232390QSZ
 Name :HARTLEY BURN AT BURNFOOT

	YEAR 1994				Conf of Grade for det (%)					
	mean	sd	no	90/10%ile	A	B	C	D	E	F
BOD	1.50	0.67	24	2.37	65	35	-	-	-	-
Amm	0.08	0.10	24	0.17	67	33	-	-	-	-
DO	107.50	17.22	24	85.43	82	18	-	-	-	-

Overall Conf of Grade(%)
 A B C D E F

65	35	-	-	-	-
----	----	---	---	---	---

Face Value Grade : A

	YEAR 1990				Conf of Grade for det (%)					
	mean	sd	no	90/10%ile	A	B	C	D	E	F
BOD	0.00	0.00	0	0.00						
Amm	0.00	0.00	0	0.00						
DO	0.00	0.00	0	0.00						

Overall Conf of Grade(%)
 A B C D E F

--	--	--	--	--	--

Face Value Grade :

Sample Point No :232391QSZ
Name :HALTWHISTLE BURN AT

	YEAR 1994				Conf of Grade for det (%)					
	mean	sd	no	90/10%ile	A	B	C	D	E	F
BOD	1.71	0.79	23	2.73	20	79	1	-	-	-
Amm	0.06	0.04	23	0.11	100	-	-	-	-	-
DO	105.00	11.39	24	90.40	100	-	-	-	-	-

Overall Conf of Grade(%)
A B C D E F

20	79	1	-	-	-
----	----	---	---	---	---

Face Value Grade : B

	YEAR 1990				Conf of Grade for det (%)					
	mean	sd	no	90/10%ile	A	B	C	D	E	F
BOD	0.00	0.00	0	0.00						
Amm	0.00	0.00	0	0.00						
DO	0.00	0.00	0	0.00						

Overall Conf of Grade(%)
A B C D E F

--	--	--	--	--	--

Face Value Grade :

Sample Point No :233005QSZ
Name :TYNE AT BYWELL

	YEAR 1994				Conf of Grade for det (%)					
	mean	sd	no	90/10%ile	A	B	C	D	E	F
BOD	1.46	0.62	34	2.26	81	19	-	-	-	-
Amm	0.08	0.13	36	0.18	63	37	-	-	-	-
DO	99.00	10.40	36	85.67	98	2	-	-	-	-

Overall Conf of Grade(%)
A B C D E F

63	37	-	-	-	-
----	----	---	---	---	---

Face Value Grade : A

	YEAR 1990				Conf of Grade for det (%)					
	mean	sd	no	90/10%ile	A	B	C	D	E	F
BOD	1.60	0.69	34	2.49	51	49	-	-	-	-
Amm	0.06	0.08	33	0.13	93	7	-	-	-	-
DO	95.00	8.54	36	84.06	96	4	-	-	-	-

Overall Conf. of Grade(%)
A B C D E F

51	49	-	-	-	-
----	----	---	---	---	---

Face Value Grade : A

Sample Point No :233007QSZ
Name :TYNE AT HEXHAM

	YEAR 1994				Conf of Grade for det (%)					
	mean	sd	no	90/10%ile	A	B	C	D	E	F
BOD	1.34	0.50	32	1.99	98	2	-	-	-	-
Amm	0.08	0.09	34	0.17	75	25	-	-	-	-
DO	95.26	9.92	35	82.55	83	17	-	-	-	-

Overall Conf of Grade(%)
A B C D E F

75	25	-	-	-	-
----	----	---	---	---	---

Face Value Grade : A

	YEAR 1990				Conf of Grade for det (%)					
	mean	sd	no	90/10%ile	A	B	C	D	E	F
BOD	1.70	0.74	36	2.66	23	77	-	-	-	-
Amm	0.06	0.09	35	0.13	91	9	-	-	-	-
DO	94.00	5.71	36	86.68	100	-	-	-	-	-

Overall Conf of Grade(%)
A B C D E F

23	77	-	-	-	-
----	----	---	---	---	---

Face Value Grade : B

Sample Point No :233326QSZ
Name :DEVILS WATER AT DILSTON HALL

	YEAR 1994				Conf of Grade for det (%)					
	mean	sd	no	90/10%ile	A	B	C	D	E	F
BOD	1.25	0.47	22	1.86	99	1	-	-	-	-
Amm	0.09	0.13	23	0.20	50	50	-	-	-	-
DO	105.91	14.24	23	87.66	93	7	-	-	-	-

Overall Conf of Grade(%)
A B C D E F

50	50	-	-	-	-
----	----	---	---	---	---

Face Value Grade : A

	YEAR 1990				Conf of Grade for det (%)					
	mean	sd	no	90/10%ile	A	B	C	D	E	F
BOD	0.00	0.00	0	0.00						
Amm	0.00	0.00	0	0.00						
DO	0.00	0.00	0	0.00						

Overall Conf of Grade(%)
A B C D E F

--	--	--	--	--	--

Face Value Grade :

Sample Point No :233393QSZ
 Name :MARCH BURN AT DIPTON HOUSE

	YEAR 1994				Conf of Grade for det (%)					
	mean	sd	no	90/10%ile	A	B	C	D	E	F
BOD	1.92	1.03	19	3.22	3	83	14	-	-	-
Amm	0.07	0.07	21	0.14	85	15	-	-	-	-
DO	102.26	12.97	23	85.64	89	11	-	-	-	-

Overall Conf of Grade(%)
 A B C D E F

3	83	14	-	-	-
---	----	----	---	---	---

Face Value Grade : B

	YEAR 1990				Conf of Grade for det (%)					
	mean	sd	no	90/10%ile	A	B	C	D	E	F
BOD	0.00	0.00	0	0.00						
Amm	0.00	0.00	0	0.00						
DO	0.00	0.00	0	0.00						

Overall Conf of Grade(%)
 A B C D E F

--	--	--	--	--	--

Face Value Grade :

Sample Point No :233394QSZ
 Name :STOCKSFIELD BURN AT

	YEAR 1994				Conf of Grade for det (%)					
	mean	sd	no	90/10%ile	A	B	C	D	E	F
BOD	1.45	0.60	20	2.23	77	23	-	-	-	-
Amm	0.08	0.11	22	0.18	63	37	-	-	-	-
DO	103.50	9.51	24	91.31	100	-	-	-	-	-

Overall Conf of Grade(%)
 A B C D E F

63	37	-	-	-	-
----	----	---	---	---	---

Face Value Grade : A

	YEAR 1990				Conf of Grade for det (%)					
	mean	sd	no	90/10%ile	A	B	C	D	E	F
BOD	0.00	0.00	0	0.00						
Amm	0.00	0.00	0	0.00						
DO	0.00	0.00	0	0.00						

Overall Conf of Grade(%)
 A B C D E F

--	--	--	--	--	--

Face Value Grade :

Sample Point No : 233395QSZ
 Name : WHITTLE BURN AT OVINGHAM

	YEAR 1994				Conf of Grade for det (%)					
	mean	sd	no	90/10%ile	A	B	C	D	E	F
BOD	1.47	0.70	36	2.37	67	33	-	-	-	-
Amm	0.07	0.07	36	0.14	93	7	-	-	-	-
DO	103.00	12.52	36	86.95	98	2	-	-	-	-

Overall Conf of Grade (%)
 A B C D E F

67	33	-	-	-	-
----	----	---	---	---	---

Face Value Grade : A

	YEAR 1990				Conf of Grade for det (%)					
	mean	sd	no	90/10%ile	A	B	C	D	E	F
BOD	1.71	0.44	11	2.29	72	28	-	-	-	-
Amm	0.14	0.17	11	0.30	9	79	11	1	-	-
DO	97.00	9.11	10	85.33	81	19	-	-	-	-

Overall Conf of Grade (%)
 A B C D E F

9	79	11	1	-	-
---	----	----	---	---	---

Face Value Grade : B

Sample Point No : 233396QSZ
 Name : BARLOW BURN AT BLAYDON BURN

	YEAR 1994				Conf of Grade for det (%)					
	mean	sd	no	90/10%ile	A	B	C	D	E	F
BOD	4.25	11.83	19	9.49	-	1	11	21	45	22
Amm	0.09	0.08	21	0.18	65	35	-	-	-	-
DO	98.50	11.31	24	84.01	85	15	-	-	-	-

Overall Conf of Grade (%)
 A B C D E F

-	-	-	33	45	22
---	---	---	----	----	----

Face Value Grade : E

	YEAR 1990				Conf of Grade for det (%)					
	mean	sd	no	90/10%ile	A	B	C	D	E	F
BOD	0.00	0.00	0	0.00						
Amm	0.00	0.00	0	0.00						
DO	0.00	0.00	0	0.00						

Overall Conf of Grade (%)
 A B C D E F

--	--	--	--	--	--

Face Value Grade :

Sample Point No :234015QSS
 Name :BOLTS BURN JUST U/S DERWENT

	YEAR 1994				Conf of Grade for det (%)					
	mean	sd	no	90/10%ile	A	B	C	D	E	F
BOD	1.25	0.85	22	2.28	66	33	1	-	-	-
Amm	0.11	0.17	22	0.25	22	77	1	-	-	-
DO	98.57	4.13	21	93.28	100	-	-	-	-	-

Overall Conf of Grade (%)
 A B C D E F

22 77 1 - - -

Face Value Grade : B

	YEAR 1990				Conf of Grade for det (%)					
	mean	sd	no	90/10%ile	A	B	C	D	E	F
BOD	0.00	0.00	0	0.00						
Amm	0.00	0.00	0	0.00						
DO	0.00	0.00	0	0.00						

Overall Conf of Grade (%)
 A B C D E F

Face Value Grade :

Sample Point No :234031QSZ
 Name :DERWENT AT SHOTLEY BRIDGE

	YEAR 1994				Conf of Grade for det (%)					
	mean	sd	no	90/10%ile	A	B	C	D	E	F
BOD	1.71	0.82	33	2.76	14	86	-	-	-	-
Amm	0.15	0.21	33	0.33	1	97	2	-	-	-
DO	99.35	6.84	37	90.58	100	-	-	-	-	-

Overall Conf of Grade (%)
 A B C D E F

1 97 2 - - -

Face Value Grade : B

	YEAR 1990				Conf of Grade for det (%)					
	mean	sd	no	90/10%ile	A	B	C	D	E	F
BOD	1.70	0.76	33	2.68	21	79	-	-	-	-
Amm	0.09	0.09	33	0.18	63	37	-	-	-	-
DO	103.00	10.43	33	89.63	100	-	-	-	-	-

Overall Conf of Grade (%)
 A B C D E F

21 79 - - - -

Face Value Grade : B

Sample Point No : 234034QSZ
 Name : DERWENT AT ALLENSFORD

	YEAR 1994				Conf of Grade for det (%)					
	mean	sd	no	90/10%ile	A	B	C	D	E	F
BOD	1.40	0.73	32	2.33	69	31	-	-	-	-
Amm	0.09	0.11	33	0.19	54	46	-	-	-	-
DO	99.68	13.77	38	82.03	71	29	-	-	-	-

Overall Conf of Grade (%)
 A B C D E F

54	46	-	-	-	-
----	----	---	---	---	---

Face Value Grade : A

	YEAR 1990				Conf of Grade for det (%)					
	mean	sd	no	90/10%ile	A	B	C	D	E	F
BOD	1.60	0.78	33	2.60	34	66	-	-	-	-
Amm	0.14	0.22	32	0.31	3	95	2	-	-	-
DO	104.00	10.84	32	90.11	100	-	-	-	-	-

Overall Conf of Grade (%)
 A B C D E F

3	95	2	-	-	-
---	----	---	---	---	---

Face Value Grade : B

Sample Point No : 234035QSZ
 Name : DERWENT AT CARRICK S PICNIC

	YEAR 1994				Conf of Grade for det (%)					
	mean	sd	no	90/10%ile	A	B	C	D	E	F
BOD	1.43	0.76	33	2.39	62	38	-	-	-	-
Amm	0.12	0.17	33	0.27	10	90	-	-	-	-
DO	100.00	17.12	36	78.06	28	68	4	-	-	-

Overall Conf of Grade (%)
 A B C D E F

6	90	4	-	-	-
---	----	---	---	---	---

Face Value Grade : B

	YEAR 1990				Conf of Grade for det (%)					
	mean	sd	no	90/10%ile	A	B	C	D	E	F
BOD	1.70	0.90	32	2.84	11	88	1	-	-	-
Amm	0.10	0.16	32	0.22	31	69	-	-	-	-
DO	104.00	12.24	32	88.31	99	1	-	-	-	-

Overall Conf of Grade (%)
 A B C D E F

11	88	1	-	-	-
----	----	---	---	---	---

Face Value Grade : B

Sample Point No :234103QSS
Name :DIPTON BURN U/S CONFLUENCE

	YEAR 1994				Conf of Grade for det (%)					
	mean	sd	no	90/10%ile	A	B	C	D	E	F
BOD	2.14	1.60	15	4.03	-	48	41	9	2	-
Amm	0.29	0.52	17	0.66	-	39	51	9	1	-
DO	101.19	6.77	16	92.51	100	-	-	-	-	-

Overall Conf of Grade(%)
A B C D E F

- 38 51 9 2 -

Face Value Grade : C

	YEAR 1990				Conf of Grade for det (%)					
	mean	sd	no	90/10%ile	A	B	C	D	E	F
BOD	0.00	0.00	0	0.00						
Amm	0.00	0.00	0	0.00						
DO	0.00	0.00	0	0.00						

Overall Conf of Grade(%)
A B C D E F

Face Value Grade :

Sample Point No :234397QSZ
Name :WALLISH WALLS BURN AT

	YEAR 1994				Conf of Grade for det (%)					
	mean	sd	no	90/10%ile	A	B	C	D	E	F
BOD	1.70	0.94	22	2.88	13	83	4	-	-	-
Amm	0.08	0.08	22	0.16	74	26	-	-	-	-
DO	99.50	12.10	24	83.99	83	17	-	-	-	-

Overall Conf of Grade(%)
A B C D E F

13 83 4 - - -

Face Value Grade : B

	YEAR 1990				Conf of Grade for det (%)					
	mean	sd	no	90/10%ile	A	B	C	D	E	F
BOD	0.00	0.00	0	0.00						
Amm	0.00	0.00	0	0.00						
DO	0.00	0.00	0	0.00						

Overall Conf of Grade(%)
A B C D E F

Face Value Grade :

Sample Point No :234400QSZ
 Name :DERWENT AT EDDY S BRIDGE

	YEAR 1994				Conf of Grade for det (%)					
	mean	sd	no	90/10%ile	A	B	C	D	E	F
BOD	1.41	0.66	33	2.26	79	21	-	-	-	-
Amm	0.11	0.15	33	0.24	18	82	-	-	-	-
DO	101.00	12.54	36	84.93	93	7	-	-	-	-

Overall Conf of Grade(%)
 A B C D E F

18	82	-	-	-	-
----	----	---	---	---	---

Face Value Grade : B

	YEAR 1990				Conf of Grade for det (%)					
	mean	sd	no	90/10%ile	A	B	C	D	E	F
BOD	1.60	0.78	33	2.60	34	66	-	-	-	-
Amm	0.14	0.22	32	0.31	3	95	2	-	-	-
DO	104.00	10.84	32	90.11	100	-	-	-	-	-

Overall Conf of Grade(%)
 A B C D E F

3	95	2	-	-	-
---	----	---	---	---	---

Face Value Grade : B

Sample Point No :234401QSS
 Name :PONT BURN JUST UPSTREAM OF

	YEAR 1994				Conf of Grade for det (%)					
	mean	sd	no	90/10%ile	A	B	C	D	E	F
BOD	1.85	1.51	15	3.58	4	58	31	6	1	-
Amm	0.18	0.24	17	0.39	1	82	17	-	-	-
DO	93.35	13.47	17	76.09	15	70	15	-	-	-

Overall Conf of Grade(%)
 A B C D E F

-	62	31	6	1	-
---	----	----	---	---	---

Face Value Grade : B

	YEAR 1990				Conf of Grade for det (%)					
	mean	sd	no	90/10%ile	A	B	C	D	E	F
BOD	0.00	0.00	0	0.00						
Amm	0.00	0.00	0	0.00						
DO	0.00	0.00	0	0.00						

Overall Conf of Grade(%)
 A B C D E F

--	--	--	--	--	--

Face Value Grade :

Sample Point No :234403QSS
 Name :PONT BURN 350M D/S CONFL PONT

	YEAR 1994				Conf of Grade for det (%)					
	mean	sd	no	90/10%ile	A	B	C	D	E	F
BOD	6.48	2.10	16	9.24	-	-	-	5	95	-
Amm	1.36	1.38	16	2.81	-	-	-	31	69	-
DO	91.47	12.04	17	76.04	12	76	12	-	-	-

Overall Conf of Grade (%)
 A B C D E F

-	-	-	5	95	-
---	---	---	---	----	---

Face Value Grade : E

	YEAR 1990				Conf of Grade for det (%)					
	mean	sd	no	90/10%ile	A	B	C	D	E	F
BOD	15.30	17.08	9	32.33	-	-	-	-	1	99
Amm	5.98	6.86	9	12.72	-	-	-	-	15	85
DO	67.00	24.63	9	35.44	-	-	-	5	76	19

Overall Conf of Grade (%)
 A B C D E F

-	-	-	-	1	99
---	---	---	---	---	----

Face Value Grade : F

Sample Point No :234405QSS
 Name :PONT BURN UPSTREAM OF B6310

	YEAR 1994				Conf of Grade for det (%)					
	mean	sd	no	90/10%ile	A	B	C	D	E	F
BOD	2.66	1.88	17	4.91	-	12	64	20	4	-
Amm	0.27	0.38	19	0.60	-	50	47	3	-	-
DO	99.53	10.15	17	86.52	93	7	-	-	-	-

Overall Conf of Grade (%)
 A B C D E F

-	12	64	20	4	-
---	----	----	----	---	---

Face Value Grade : C

	YEAR 1990				Conf of Grade for det (%)					
	mean	sd	no	90/10%ile	A	B	C	D	E	F
BOD	1.60	0.40	9	2.13	82	18	-	-	-	-
Amm	0.15	0.29	9	0.34	12	62	20	5	1	-
DO	92.00	12.84	9	75.54	17	56	23	4	-	-

Overall Conf of Grade (%)
 A B C D E F

9	62	23	5	1	-
---	----	----	---	---	---

Face Value Grade : B

Sample Point No :235001QSS
 Name :DON JUST U/S THE LEAM SSO

	YEAR 1994				Conf of Grade for det (%)					
	mean	sd	no	90/10%ile	A	B	C	D	E	F
BOD	2.56	4.24	31	5.77	-	6	48	29	17	-
Amm	0.82	2.32	30	1.83	-	-	14	62	24	-
DO	79.85	11.74	33	64.80	-	2	91	7	-	-

Overall Conf of Grade(%)
 A B C D E F

-	8	6	62	24	-
---	---	---	----	----	---

Face Value Grade : D

	YEAR 1990				Conf of Grade for det (%)					
	mean	sd	no	90/10%ile	A	B	C	D	E	F
BOD	4.00	2.23	11	6.81	-	-	23	46	30	1
Amm	0.20	3.56	11	0.24	40	33	14	7	5	1
DO	88.00	11.50	11	73.26	4	64	29	3	-	-

Overall Conf of Grade(%)
 A B C D E F

-	-	23	46	30	1
---	---	----	----	----	---

Face Value Grade : D

Sample Point No :235005QSS
 Name :DON JUST UPSTREAM FARM BRIDGE

	YEAR 1994				Conf of Grade for det (%)					
	mean	sd	no	90/10%ile	A	B	C	D	E	F
BOD	2.13	1.04	31	3.46	-	85	14	1	-	-
Amm	0.43	0.87	32	0.98	-	3	75	21	1	-
DO	87.31	21.40	32	59.88	-	1	48	45	6	-

Overall Conf of Grade(%)
 A B C D E F

-	-	49	45	6	-
---	---	----	----	---	---

Face Value Grade : D

	YEAR 1990				Conf of Grade for det (%)					
	mean	sd	no	90/10%ile	A	B	C	D	E	F
BOD	2.00	3.60	12	4.53	6	31	29	14	16	4
Amm	0.40	3.58	12	0.65	4	41	27	16	11	1
DO	92.00	27.47	11	56.80	-	7	29	30	33	1

Overall Conf of Grade(%)
 A B C D E F

-	-	33	30	33	4
---	---	----	----	----	---

Face Value Grade : D

Sample Point No :235009QSZ
 Name :DON AT JARROW CEMETERY

	YEAR 1994				Conf of Grade for det (%)					
	mean	sd	no	90/10%ile	A	B	C	D	E	F
BOD	1.95	1.07	55	3.30	-	96	4	-	-	-
Amm	0.32	0.55	54	0.72	-	17	82	1	-	-
DO	89.81	17.08	48	67.92	-	24	74	2	-	-

Overall Conf of Grade(%)
 A B C D E F

-	16	82	2	-	-
---	----	----	---	---	---

Face Value Grade : C

	YEAR 1990				Conf of Grade for det (%)					
	mean	sd	no	90/10%ile	A	B	C	D	E	F
BOD	3.10	2.46	30	5.95	-	-	51	41	8	-
Amm	0.80	5.77	30	1.41	-	2	40	41	17	-
DO	84.00	22.72	25	54.88	-	-	17	57	26	-

Overall Conf of Grade(%)
 A B C D E F

-	3	13	58	26	-
---	---	----	----	----	---

Face Value Grade : D

Sample Point No :235011QSZ
 Name :OUSE BURN AT JESMOND DENE

	YEAR 1994				Conf of Grade for det (%)					
	mean	sd	no	90/10%ile	A	B	C	D	E	F
BOD	2.24	1.33	34	3.90	-	57	43	-	-	-
Amm	0.85	4.10	34	1.70	-	-	23	55	22	-
DO	99.33	14.36	36	80.93	59	40	-	1	-	-

Overall Conf of Grade(%)
 A B C D E F

-	-	23	55	22	-
---	---	----	----	----	---

Face Value Grade : D

	YEAR 1990				Conf of Grade for det (%)					
	mean	sd	no	90/10%ile	A	B	C	D	E	F
BOD	2.70	2.40	32	5.37	-	3	66	27	4	-
Amm	1.36	3.25	31	3.08	-	-	-	24	76	-
DO	102.00	21.17	31	74.87	12	66	21	1	-	-

Overall Conf of Grade(%)
 A B C D E F

-	-	-	24	76	-
---	---	---	----	----	---

Face Value Grade : E

Sample Point No :235012QSZ
 Name :TEAM AT THIRD AVENUE BRIDGE

	YEAR 1994				Conf of Grade for det (%)					
	mean	sd	no	90/10%ile	A	B	C	D	E	F
BOD	6.61	3.43	34	10.97	-	-	-	-	99	1
Amm	1.60	1.99	36	3.46	-	-	-	4	96	-
DO	82.23	22.93	39	52.84	-	-	5	63	32	-

Overall Conf of Grade(%)
 A B C D E F

-	-	-	-	99	1
---	---	---	---	----	---

Face Value Grade : E

	YEAR 1990				Conf of Grade for det (%)					
	mean	sd	no	90/10%ile	A	B	C	D	E	F
BOD	10.03	8.46	40	19.62	-	-	-	-	3	97
Amm	2.08	1.85	40	4.13	-	-	-	-	100	-
DO	76.00	12.94	38	59.42	-	-	41	59	-	-

Overall Conf of Grade(%)
 A B C D E F

-	-	-	-	3	97
---	---	---	---	---	----

Face Value Grade : F

Sample Point No :235097QSS
 Name :TEAM UPSTREAM SLEDGEHILL WASTE

	YEAR 1994				Conf of Grade for det (%)					
	mean	sd	no	90/10%ile	A	B	C	D	E	F
BOD	3.99	5.45	32	8.78	-	-	4	29	63	4
Amm	0.78	0.64	33	1.51	-	-	15	84	1	-
DO	95.73	21.03	33	68.78	-	38	54	7	1	-

Overall Conf of Grade(%)
 A B C D E F

-	-	-	33	63	4
---	---	---	----	----	---

Face Value Grade : E

	YEAR 1990				Conf of Grade for det (%)					
	mean	sd	no	90/10%ile	A	B	C	D	E	F
BOD	2.70	2.12	30	5.16	-	4	72	22	2	-
Amm	0.50	2.32	30	1.01	-	8	61	27	4	-
DO	92.00	17.39	30	69.71	-	47	50	3	-	-

Overall Conf of Grade(%)
 A B C D E F

-	-	69	27	4	-
---	---	----	----	---	---

Face Value Grade : C

Sample Point No : 235204QSS
 Name : HAUGHWELL BURN U/S EAST

	YEAR 1994				Conf of Grade for det (%)					
	mean	sd	no	90/10%ile	A	B	C	D	E	F
BOD	4.25	6.06	33	9.41	-	-	2	21	71	6
Amm	1.09	1.52	41	2.41	-	-	-	56	44	-
DO	82.31	15.98	32	61.83	-	-	65	34	1	-

Overall Conf of Grade(%)					
A	B	C	D	E	F
-	-	-	23	71	6

Face Value Grade : E

	YEAR 1990				Conf of Grade for det (%)					
	mean	sd	no	90/10%ile	A	B	C	D	E	F
BOD	3.50	2.27	28	6.28	-	-	36	54	10	-
Amm	0.50	3.03	27	0.94	-	15	55	24	6	-
DO	75.00	24.49	24	43.61	-	-	-	13	87	-

Overall Conf of Grade(%)					
A	B	C	D	E	F
-	-	-	14	86	-

Face Value Grade : E

Sample Point No : 235208QSS
 Name : BEAMISH BURN JUSTUPSTREAM OF

	YEAR 1994				Conf of Grade for det (%)					
	mean	sd	no	90/10%ile	A	B	C	D	E	F
BOD	4.20	1.84	32	6.58	-	-	15	80	5	-
Amm	0.54	0.43	32	1.04	-	-	87	13	-	-
DO	90.71	9.73	31	78.24	20	80	-	-	-	-

Overall Conf of Grade(%)					
A	B	C	D	E	F
-	-	15	80	5	-

Face Value Grade : D

	YEAR 1990				Conf of Grade for det (%)					
	mean	sd	no	90/10%ile	A	B	C	D	E	F
BOD	3.50	3.08	29	6.93	-	-	19	54	27	-
Amm	0.75	0.76	29	1.55	-	-	17	80	3	-
DO	78.00	10.32	29	64.77	-	1	92	7	-	-

Overall Conf of Grade(%)					
A	B	C	D	E	F
-	-	-	73	27	-

Face Value Grade : D

Sample Point No : 235400QSZ
 Name : OUSE BURN AT WOOLSINGTON

	YEAR 1994				Conf of Grade for det (%)					
	mean	sd	no	90/10%ile	A	B	C	D	E	F
BOD	2.16	1.60	33	4.05	-	46	52	2	-	-
Amm	0.30	0.51	35	0.68	-	30	68	2	-	-
DO	80.00	11.90	35	64.75	-	1	92	7	-	-

Overall Conf of Grade (%)
 A B C D E F

-	1	92	7	-	-
---	---	----	---	---	---

Face Value Grade : C

	YEAR 1990				Conf of Grade for det (%)					
	mean	sd	no	90/10%ile	A	B	C	D	E	F
BOD	0.00	0.00	0	0.00						
Amm	0.00	0.00	0	0.00						
DO	0.00	0.00	0	0.00						

Overall Conf of Grade (%)
 A B C D E F

--	--	--	--	--	--

Face Value Grade :

Sample Point No : 241013QSZ
 Name : WEAR AT WEST MILLS DAM

	YEAR 1994				Conf of Grade for det (%)					
	mean	sd	no	90/10%ile	A	B	C	D	E	F
BOD	1.63	0.51	32	2.30	83	17	-	-	-	-
Amm	0.06	0.07	34	0.13	96	4	-	-	-	-
DO	101.89	14.86	35	82.85	76	24	-	-	-	-

Overall Conf of Grade (%)
 A B C D E F

76	24	-	-	-	-
----	----	---	---	---	---

Face Value Grade : A

	YEAR 1990				Conf of Grade for det (%)					
	mean	sd	no	90/10%ile	A	B	C	D	E	F
BOD	2.20	1.48	35	3.99	-	50	49	1	-	-
Amm	0.10	0.14	35	0.22	32	68	-	-	-	-
DO	111.00	22.16	34	82.60	66	32	2	-	-	-

Overall Conf of Grade (%)
 A B C D E F

-	50	49	1	-	-
---	----	----	---	---	---

Face Value Grade : B

Sample Point No :241015QSZ
 Name :WASKERLEY BECK AT WOLSINGHAM

	YEAR 1994				Conf of Grade for det (%)					
	mean	sd	no	90/10%ile	A	B	C	D	E	F
BOD	1.36	0.61	32	2.15	89	11	-	-	-	-
Amm	0.05	0.05	34	0.10	100	-	-	-	-	-
DO	98.86	12.98	35	82.23	73	27	-	-	-	-

Overall Conf of Grade (%)
 A B C D E F

73 27 - - - -

Face Value Grade : A

	YEAR 1990				Conf of Grade for det (%)					
	mean	sd	no	90/10%ile	A	B	C	D	E	F
BOD	1.90	0.85	34	3.00	2	97	1	-	-	-
Amm	0.09	0.12	34	0.20	52	48	-	-	-	-
DO	104.00	16.45	33	82.92	73	27	-	-	-	-

Overall Conf of Grade (%)
 A B C D E F

2 97 1 - - -

Face Value Grade : B

Sample Point No :241016QSZ
 Name :WEAR AT STANHOPE

	YEAR 1994				Conf of Grade for det (%)					
	mean	sd	no	90/10%ile	A	B	C	D	E	F
BOD	1.24	0.54	31	1.94	98	2	-	-	-	-
Amm	0.06	0.07	34	0.13	96	4	-	-	-	-
DO	96.17	11.46	35	81.48	68	32	-	-	-	-

Overall Conf of Grade (%)
 A B C D E F

68 32 - - - -

Face Value Grade : A

	YEAR 1990				Conf of Grade for det (%)					
	mean	sd	no	90/10%ile	A	B	C	D	E	F
BOD	1.80	0.66	38	2.66	18	82	-	-	-	-
Amm	0.13	0.33	38	0.29	8	89	3	-	-	-
DO	105.00	21.57	34	77.36	27	62	11	-	-	-

Overall Conf of Grade (%)
 A B C D E F

- 89 11 - - -

Face Value Grade : B

Sample Point No :241017QSZ
Name :WEAR AT EASTGATE

	YEAR 1994				Conf of Grade for det (%)					
	mean	sd	no	90/10%ile	A	B	C	D	E	F
BOD	1.32	0.73	34	2.24	78	22	-	-	-	-
Amm	0.05	0.06	34	0.11	99	1	-	-	-	-
DO	94.33	11.08	36	80.13	52	48	-	-	-	-

Overall Conf of Grade(%)
A B C D E F

52 48 - - - -

Face Value Grade : A

	YEAR 1990				Conf of Grade for det (%)					
	mean	sd	no	90/10%ile	A	B	C	D	E	F
BOD	1.70	0.75	38	2.67	21	79	-	-	-	-
Amm	0.12	0.28	37	0.27	13	86	1	-	-	-
DO	102.00	15.19	33	82.53	72	28	-	-	-	-

Overall Conf of Grade(%)
A B C D E F

13 86 1 - - - -

Face Value Grade : B

Sample Point No :241062QSZ
Name :ROOKHOPE BURN AT EASTGATE

	YEAR 1994				Conf of Grade for det (%)					
	mean	sd	no	90/10%ile	A	B	C	D	E	F
BOD	1.33	1.00	33	2.51	49	50	1	-	-	-
Amm	0.09	0.18	34	0.20	47	53	-	-	-	-
DO	93.65	10.73	34	79.90	48	52	-	-	-	-

Overall Conf of Grade(%)
A B C D E F

46 53 1 - - - -

Face Value Grade : B

	YEAR 1990				Conf of Grade for det (%)					
	mean	sd	no	90/10%ile	A	B	C	D	E	F
BOD	1.50	0.70	22	2.40	60	40	-	-	-	-
Amm	0.07	0.12	22	0.16	71	29	-	-	-	-
DO	99.00	13.42	22	81.80	64	35	1	-	-	-

Overall Conf of Grade(%)
A B C D E F

59 40 1 - - - -

Face Value Grade : A

Sample Point No :241090QSZ
Name :WEAR AT WITTON-LE-WEAR

	YEAR 1994				Conf of Grade for det (%)					
	mean	sd	no	90/10%ile	A	B	C	D	E	F
BOD	1.48	0.54	31	2.19	90	10	-	-	-	-
Amm	0.07	0.10	34	0.16	81	19	-	-	-	-
DO	99.27	11.73	33	84.24	90	10	-	-	-	-

Overall Conf of Grade(%)
A B C D E F

81 19 - - - -

Face Value Grade : A

	YEAR 1990				Conf of Grade for det (%)					
	mean	sd	no	90/10%ile	A	B	C	D	E	F
BOD	2.20	1.48	35	3.99	-	50	49	1	-	-
Amm	0.10	0.14	35	0.22	32	68	-	-	-	-
DO	111.00	22.16	34	82.60	66	32	2	-	-	-

Overall Conf of Grade(%)
A B C D E F

- 50 49 1 - -

Face Value Grade : B

Sample Point No :241175QSZ
Name :WEAR AT WEST BLACKDENE

	YEAR 1994				Conf of Grade for det (%)					
	mean	sd	no	90/10%ile	A	B	C	D	E	F
BOD	1.39	0.53	28	2.08	94	6	-	-	-	-
Amm	0.20	0.57	30	0.45	1	74	24	1	-	-
DO	92.53	9.46	30	80.41	56	44	-	-	-	-

Overall Conf of Grade(%)
A B C D E F

1 74 24 1 - -

Face Value Grade : B

	YEAR 1990				Conf of Grade for det (%)					
	mean	sd	no	90/10%ile	A	B	C	D	E	F
BOD	1.70	0.75	38	2.67	21	79	-	-	-	-
Amm	0.12	0.28	37	0.27	13	86	1	-	-	-
DO	102.00	15.19	33	82.53	72	28	-	-	-	-

Overall Conf of Grade(%)
A B C D E F

13 86 1 - - -

Face Value Grade : B

Sample Point No :241251QSS
 Name :WADLEY BURN NEAR WADLEY FARM

	YEAR 1994				Conf of Grade for det (%)					
	mean	sd	no	90/10%ile	A	B	C	D	E	F
BOD	2.38	2.22	12	4.80	1	23	45	18	12	1
Amm	0.28	0.44	12	0.63	-	45	43	11	1	-
DO	84.42	11.24	12	70.02	-	50	44	6	-	-

Overall Conf of Grade(%)
 A B C D E F

1	22	46	18	12	1
---	----	----	----	----	---

Face Value Grade : C

	YEAR 1990				Conf of Grade for det (%)					
	mean	sd	no	90/10%ile	A	B	C	D	E	F
BOD	0.00	0.00	0	0.00						
Amm	0.00	0.00	0	0.00						
DO	0.00	0.00	0	0.00						

Overall Conf of Grade(%)
 A B C D E F

--	--	--	--	--	--

Face Value Grade :

Sample Point No :241276QSZ
 Name :HOUSELOP BECK AT A689

	YEAR 1994				Conf of Grade for det (%)					
	mean	sd	no	90/10%ile	A	B	C	D	E	F
BOD	1.30	0.69	22	2.17	78	22	-	-	-	-
Amm	0.10	0.14	22	0.22	35	65	-	-	-	-
DO	96.64	6.18	22	88.72	100	-	-	-	-	-

Overall Conf of Grade(%)
 A B C D E F

35	65	-	-	-	-
----	----	---	---	---	---

Face Value Grade : B

	YEAR 1990				Conf of Grade for det (%)					
	mean	sd	no	90/10%ile	A	B	C	D	E	F
BOD	0.00	0.00	0	0.00						
Amm	0.00	0.00	0	0.00						
DO	0.00	0.00	0	0.00						

Overall Conf of Grade(%)
 A B C D E F

--	--	--	--	--	--

Face Value Grade :

Sample Point No : 241277QSZ
 Name : BEDBURN BECK AT HOWLEA BRIDGE

	YEAR 1994				Conf of Grade for det (%)					
	mean	sd	no	90/10%ile	A	B	C	D	E	F
BOD	1.46	0.42	22	2.01	98	2	-	-	-	-
Amm	0.09	0.08	22	0.18	65	35	-	-	-	-
DO	98.91	6.75	23	90.26	100	-	-	-	-	-

Overall Conf of Grade (%)
 A B C D E F

65	35	-	-	-	-
----	----	---	---	---	---

Face Value Grade : A

	YEAR 1990				Conf of Grade for det (%)					
	mean	sd	no	90/10%ile	A	B	C	D	E	F
BOD	0.00	0.00	0	0.00						
Amm	0.00	0.00	0	0.00						
DO	0.00	0.00	0	0.00						

Overall Conf of Grade (%)
 A B C D E F

--	--	--	--	--	--

Face Value Grade :

Sample Point No : 241278QSZ
 Name : LINBURN BECK AT WITTON CASTLE

	YEAR 1994				Conf of Grade for det (%)					
	mean	sd	no	90/10%ile	A	B	C	D	E	F
BOD	1.55	0.62	22	2.36	66	34	-	-	-	-
Amm	0.07	0.06	22	0.14	91	9	-	-	-	-
DO	97.64	11.20	22	83.29	79	21	-	-	-	-

Overall Conf of Grade (%)
 A B C D E F

66	34	-	-	-	-
----	----	---	---	---	---

Face Value Grade : A

	YEAR 1990				Conf of Grade for det (%)					
	mean	sd	no	90/10%ile	A	B	C	D	E	F
BOD	0.00	0.00	0	0.00						
Amm	0.00	0.00	0	0.00						
DO	0.00	0.00	0	0.00						

Overall Conf of Grade (%)
 A B C D E F

--	--	--	--	--	--

Face Value Grade :

Sample Point No :241285QSZ
 Name :BOLLIHOPE BURN AT WHITE

	YEAR 1994				Conf of Grade for det (%)					
	mean	sd	no	90/10%ile	A	B	C	D	E	F
BOD	1.15	0.42	22	1.70	100	-	-	-	-	-
Amm	0.06	0.09	22	0.13	84	16	-	-	-	-
DO	97.73	9.03	22	86.16	97	3	-	-	-	-

Overall Conf of Grade(%)
 A B C D E F

84	16	-	-	-	-
----	----	---	---	---	---

Face Value Grade : A

	YEAR 1990				Conf of Grade for det (%)					
	mean	sd	no	90/10%ile	A	B	C	D	E	F
BOD	0.00	0.00	0	0.00						
Amm	0.00	0.00	0	0.00						
DO	0.00	0.00	0	0.00						

Overall Conf of Grade(%)
 A B C D E F

--	--	--	--	--	--

Face Value Grade :

Sample Point No :241287QSZ
 Name :STANHOPE BURN AT STANHOPE

	YEAR 1994				Conf of Grade for det (%)					
	mean	sd	no	90/10%ile	A	B	C	D	E	F
BOD	1.10	0.49	22	1.73	99	1	-	-	-	-
Amm	0.04	0.05	22	0.09	99	1	-	-	-	-
DO	99.43	6.29	23	91.37	100	-	-	-	-	-

Overall Conf of Grade(%)
 A B C D E F

99	1	-	-	-	-
----	---	---	---	---	---

Face Value Grade : A

	YEAR 1990				Conf of Grade for det (%)					
	mean	sd	no	90/10%ile	A	B	C	D	E	F
BOD	0.00	0.00	0	0.00						
Amm	0.00	0.00	0	0.00						
DO	0.00	0.00	0	0.00						

Overall Conf of Grade(%)
 A B C D E F

--	--	--	--	--	--

Face Value Grade :

Sample Point No : 242058QSZ
 Name : GAUNLESS AT WEST AUCKLAND

	YEAR 1994				Conf of Grade for det (%)					
	mean	sd	no	90/10%ile	A	B	C	D	E	F
BOD	1.86	0.69	33	2.76	9	91	-	-	-	-
Amm	0.07	0.06	34	0.14	96	4	-	-	-	-
DO	99.23	13.01	35	82.56	76	24	-	-	-	-

Overall Conf of Grade (%)
 A B C D E F

9	91	-	-	-	-
---	----	---	---	---	---

Face Value Grade : B

	YEAR 1990				Conf of Grade for det (%)					
	mean	sd	no	90/10%ile	A	B	C	D	E	F
BOD	2.20	1.62	30	4.12	-	42	55	3	-	-
Amm	0.09	3.01	30	0.08	87	12	1	-	-	-
DO	104.00	19.60	29	78.88	40	53	7	-	-	-

Overall Conf of Grade (%)
 A B C D E F

-	42	55	3	-	-
---	----	----	---	---	---

Face Value Grade : C

Sample Point No : 242100QSS
 Name : GAUNLESS U/S LOWLANDS MW

	YEAR 1994				Conf of Grade for det (%)					
	mean	sd	no	90/10%ile	A	B	C	D	E	F
BOD	2.02	2.34	26	4.31	-	36	50	12	2	-
Amm	0.10	0.07	27	0.18	66	34	-	-	-	-
DO	100.92	12.32	24	85.13	88	11	1	-	-	-

Overall Conf of Grade (%)
 A B C D E F

-	36	50	12	2	-
---	----	----	----	---	---

Face Value Grade : C

	YEAR 1990				Conf of Grade for det (%)					
	mean	sd	no	90/10%ile	A	B	C	D	E	F
BOD	1.80	0.65	11	2.65	30	67	3	-	-	-
Amm	0.15	0.28	11	0.34	10	68	19	3	-	-
DO	111.00	12.82	11	94.57	97	3	-	-	-	-

Overall Conf of Grade (%)
 A B C D E F

10	68	19	3	-	-
----	----	----	---	---	---

Face Value Grade : B

Sample Point No :242104QSS
 Name :GAUNLESS AT SOUTH CHURCH

	YEAR 1994				Conf of Grade for det (%)					
	mean	sd	no	90/10%ile	A	B	C	D	E	F
BOD	2.79	3.80	28	6.14	-	3	43	34	20	-
Amm	0.15	0.18	28	0.32	1	97	2	-	-	-
DO	103.57	22.26	28	75.04	15	61	22	2	-	-

Overall Conf of Grade(%)
 A B C D E F

-	-	47	33	20	-
---	---	----	----	----	---

Face Value Grade : D

	YEAR 1990				Conf of Grade for det (%)					
	mean	sd	no	90/10%ile	A	B	C	D	E	F
BOD	2.50	1.11	12	3.94	-	53	43	4	-	-
Amm	0.07	0.08	12	0.15	72	28	-	-	-	-
DO	120.00	29.46	12	82.25	55	22	14	6	3	-

Overall Conf of Grade(%)
 A B C D E F

-	48	43	6	3	-
---	----	----	---	---	---

Face Value Grade : B

Sample Point No :242253QSS
 Name :HUMMER BECK NEAR FAIR VIEW

	YEAR 1994				Conf of Grade for det (%)					
	mean	sd	no	90/10%ile	A	B	C	D	E	F
BOD	1.98	1.72	11	3.91	3	48	31	12	6	-
Amm	0.23	0.35	11	0.51	-	59	33	7	1	-
DO	87.60	16.96	10	65.86	1	23	46	22	8	-

Overall Conf of Grade(%)
 A B C D E F

6	18	46	22	8	-
---	----	----	----	---	---

Face Value Grade : C

	YEAR 1990				Conf of Grade for det (%)					
	mean	sd	no	90/10%ile	A	B	C	D	E	F
BOD	2.50	1.25	10	4.10	-	44	45	10	1	-
Amm	0.71	1.74	10	1.60	-	2	31	36	28	3
DO	90.00	26.08	10	56.58	-	6	28	31	33	2

Overall Conf of Grade(%)
 A B C D E F

-	-	28	36	33	3
---	---	----	----	----	---

Face Value Grade : D

Sample Point No : 243009QSZ
 Name : WEAR AT SUNDERLAND BRIDGE

	YEAR 1994				Conf of Grade for det (%)					
	mean	sd	no	90/10%ile	A	B	C	D	E	F
BOD	1.74	0.69	34	2.64	24	76	-	-	-	-
Amm	0.22	0.16	35	0.41	-	98	2	-	-	-
DO	91.33	14.68	36	72.52	1	73	26	-	-	-

Overall Conf of Grade (%)
 A B C D E F

-24	98	26	-	-	-
-----	----	----	---	---	---

Face Value Grade : B

	YEAR 1990				Conf of Grade for det (%)					
	mean	sd	no	90/10%ile	A	B	C	D	E	F
BOD	2.30	0.95	34	3.54	-	87	13	-	-	-
Amm	0.30	0.19	34	0.53	-	77	23	-	-	-
DO	82.00	19.49	32	57.02	-	-	23	66	11	-

Overall Conf of Grade (%)
 A B C D E F

-	-	23	66	11	-
---	---	----	----	----	---

Face Value Grade : D

Sample Point No : 243010QSZ
 Name : WEAR AT WILLINGTON

	YEAR 1994				Conf of Grade for det (%)					
	mean	sd	no	90/10%ile	A	B	C	D	E	F
BOD	1.69	0.49	32	2.34	80	20	-	-	-	-
Amm	0.09	0.08	35	0.18	70	30	-	-	-	-
DO	102.88	15.51	34	83.00	76	24	-	-	-	-

Overall Conf of Grade (%)
 A B C D E F

70	30	-	-	-	-
----	----	---	---	---	---

Face Value Grade : A

	YEAR 1990				Conf of Grade for det (%)					
	mean	sd	no	90/10%ile	A	B	C	D	E	F
BOD	2.50	1.73	35	4.58	-	14	80	6	-	-
Amm	0.15	0.14	36	0.30	-	100	-	-	-	-
DO	112.00	36.26	34	65.53	2	25	44	23	6	-

Overall Conf of Grade (%)
 A B C D E F

-	-	71	23	6	-
---	---	----	----	---	---

Face Value Grade : C

Sample Point No :243031QSZ
 Name :CROXDALE BECK AT CROXDALE HALL

	YEAR 1994				Conf of Grade for det (%)					
	mean	sd	no	90/10%ile	A	B	C	D	E	F
BOD	2.79	1.68	35	4.88	-	3	88	9	-	-
Amm	0.39	0.74	35	0.89	-	6	81	13	-	-
DO	90.44	14.42	36	71.96	-	69	31	-	-	-

Overall Conf of Grade (%)
 A B C D E F

-	-	87	13	-	-
---	---	----	----	---	---

Face Value Grade : C

	YEAR 1990				Conf of Grade for det (%)					
	mean	sd	no	90/10%ile	A	B	C	D	E	F
BOD	3.30	1.70	34	5.46	-	-	76	24	-	-
Amm	0.31	0.39	34	0.67	-	28	71	1	-	-
DO	93.00	14.96	33	73.83	2	79	19	-	-	-

Overall Conf of Grade (%)
 A B C D E F

-	-	76	24	-	-
---	---	----	----	---	---

Face Value Grade : C

Sample Point No :243032QSZ
 Name :CROXDALE BECK NEAR TURSDALE

	YEAR 1994				Conf of Grade for det (%)					
	mean	sd	no	90/10%ile	A	B	C	D	E	F
BOD	4.07	3.04	42	7.65	-	-	2	59	39	-
Amm	0.54	0.81	38	1.20	-	-	61	39	-	-
DO	79.93	18.23	41	56.57	-	-	16	77	7	-

Overall Conf of Grade (%)
 A B C D E F

-	-	-	61	39	-
---	---	---	----	----	---

Face Value Grade : D

	YEAR 1990				Conf of Grade for det (%)					
	mean	sd	no	90/10%ile	A	B	C	D	E	F
BOD	4.30	2.47	13	7.39	-	-	10	51	38	1
Amm	0.93	0.67	13	1.73	-	-	8	78	14	-
DO	64.00	20.94	13	37.16	-	-	-	2	92	6

Overall Conf of Grade (%)
 A B C D E F

-	-	-	3	91	6
---	---	---	---	----	---

Face Value Grade : E

Sample Point No :243055QSZ
 Name :GAUNLESS UPSTREAM OF RIVER

	YEAR 1994				Conf of Grade for det (%)					
	mean	sd	no	90/10%ile	A	B	C	D	E	F
BOD	2.03	1.20	34	3.52	-	80	20	-	-	-
Amm	0.17	0.50	35	0.38	2	85	13	-	-	-
DO	97.82	14.16	34	79.67	45	54	1	-	-	-

Overall Conf of Grade (%)
 A B C D E F

-5	85	20	-	-	-
----	----	----	---	---	---

Face Value Grade : B

	YEAR 1990				Conf of Grade for det (%)					
	mean	sd	no	90/10%ile	A	B	C	D	E	F
BOD	2.70	1.85	34	4.93	-	5	82	13	-	-
Amm	0.23	0.43	34	0.52	-	66	34	-	-	-
DO	100.00	14.08	31	81.96	68	32	-	-	-	-

Overall Conf of Grade (%)
 A B C D E F

-	5	82	13	-	-
---	---	----	----	---	---

Face Value Grade : C

Sample Point No :243078QSS
 Name :KELLOE BECK 300 YDS D/S KELLOE

	YEAR 1994				Conf of Grade for det (%)					
	mean	sd	no	90/10%ile	A	B	C	D	E	F
BOD	5.19	4.16	10	9.99	-	-	2	16	63	19
Amm	1.16	1.59	11	2.55	-	-	2	45	51	2
DO	58.30	18.80	10	34.21	-	-	-	1	87	12

Overall Conf of Grade (%)
 A B C D E F

-	-	-	-	81	19
---	---	---	---	----	----

Face Value Grade : E

	YEAR 1990				Conf of Grade for det (%)					
	mean	sd	no	90/10%ile	A	B	C	D	E	F
BOD	0.00	0.00	0	0.00						
Amm	0.00	0.00	0	0.00						
DO	0.00	0.00	0	0.00						

Overall Conf of Grade (%)
 A B C D E F

--	--	--	--	--	--

Face Value Grade :

Sample Point No :243090QSZ
 Name :WEAR U/S VINOVIUM STW

	YEAR 1994				Conf of Grade for det (%)					
	mean	sd	no	90/10%ile	A	B	C	D	E	F
BOD	1.93	2.03	34	4.02	-	49	46	5	-	-
Amm	0.07	0.08	34	0.15	88	12	-	-	-	-
DO	103.06	15.97	34	82.59	72	28	-	-	-	-

Overall Conf of Grade (%)
 A B C D E F

-	49	46	5	-	-
---	----	----	---	---	---

Face Value Grade : C

	YEAR 1990				Conf of Grade for det (%)					
	mean	sd	no	90/10%ile	A	B	C	D	E	F
BOD	2.50	1.73	35	4.58	-	14	80	6	-	-
Amm	0.15	0.14	36	0.30	-	100	-	-	-	-
DO	112.00	36.26	34	65.53	2	25	44	23	6	-

Overall Conf of Grade (%)
 A B C D E F

-	-	71	23	6	-
---	---	----	----	---	---

Face Value Grade : C

Sample Point No :243238QSS
 Name :VALLEY BURN ABOVE RIVER WEAR

	YEAR 1994				Conf of Grade for det (%)					
	mean	sd	no	90/10%ile	A	B	C	D	E	F
BOD	7.06	4.45	9	12.53	-	-	-	2	65	33
Amm	7.55	6.98	10	15.18	-	-	-	-	3	97
DO	76.00	9.62	10	63.67	-	3	69	26	1	1

Overall Conf of Grade (%)
 A B C D E F

-	-	-	-	3	97
---	---	---	---	---	----

Face Value Grade : F

	YEAR 1990				Conf of Grade for det (%)					
	mean	sd	no	90/10%ile	A	B	C	D	E	F
BOD	0.00	0.00	0	0.00						
Amm	0.00	0.00	0	0.00						
DO	0.00	0.00	0	0.00						

Overall Conf of Grade (%)
 A B C D E F

--	--	--	--	--	--

Face Value Grade :

Sample Point No : 243279QSZ
 Name : BRANCEPETH BECK AT BRANCEPETH

	YEAR 1994				Conf of Grade for det (%)					
	mean	sd	no	90/10%ile	A	B	C	D	E	F
BOD	1.35	0.59	23	2.11	87	13	-	-	-	-
Amm	0.09	0.08	22	0.18	65	35	-	-	-	-
DO	98.57	8.07	21	88.23	100	-	-	-	-	-

Overall Conf of Grade (%)
 A B C D E F

65	35	-	-	-	-
----	----	---	---	---	---

Face Value Grade : A

	YEAR 1990				Conf of Grade for det (%)					
	mean	sd	no	90/10%ile	A	B	C	D	E	F
BOD	0.00	0.00	0	0.00						
Amm	0.00	0.00	0	0.00						
DO	0.00	0.00	0	0.00						

Overall Conf of Grade (%)
 A B C D E F

--	--	--	--	--	--

Face Value Grade :

Sample Point No : 244033QSZ
 Name : BROWNEY AT A167

	YEAR 1994				Conf of Grade for det (%)					
	mean	sd	no	90/10%ile	A	B	C	D	E	F
BOD	2.68	1.66	35	4.73	-	7	86	7	-	-
Amm	1.13	0.81	35	2.10	-	-	-	84	16	-
DO	84.63	15.53	32	64.73	-	5	80	15	-	-

Overall Conf of Grade (%)
 A B C D E F

-	-	-	84	16	-
---	---	---	----	----	---

Face Value Grade : D

	YEAR 1990				Conf of Grade for det (%)					
	mean	sd	no	90/10%ile	A	B	C	D	E	F
BOD	3.10	1.21	34	4.68	-	2	97	1	-	-
Amm	0.84	0.73	34	1.66	-	-	6	92	2	-
DO	84.00	20.59	33	57.61	-	-	28	62	10	-

Overall Conf of Grade (%)
 A B C D E F

-	-	-	90	10	-
---	---	---	----	----	---

Face Value Grade : D

Sample Point No :244036QSZ
Name :BROWNEY AT STONEBRIDGE

	YEAR 1994				Conf of Grade for det (%)					
	mean	sd	no	90/10%ile	A	B	C	D	E	F
BOD	1.98	0.97	33	3.22	-	95	5	-	-	-
Amm	0.13	0.17	34	0.28	4	96	-	-	-	-
DO	92.71	14.44	34	74.20	2	83	15	-	-	-

Overall Conf of Grade(%)
A B C D E F

-	85	15	-	-	-
---	----	----	---	---	---

Face Value Grade : B

	YEAR 1990				Conf of Grade for det (%)					
	mean	sd	no	90/10%ile	A	B	C	D	E	F
BOD	3.10	1.21	34	4.68	-	2	97	1	-	-
Amm	0.84	0.73	34	1.66	-	-	6	92	2	-
DO	84.00	20.59	33	57.61	-	-	28	62	10	-

Overall Conf of Grade(%)
A B C D E F

-	-	-	90	10	-
---	---	---	----	----	---

Face Value Grade : D

Sample Point No :244043QSZ
Name :DEERNESS AT A690

	YEAR 1994				Conf of Grade for det (%)					
	mean	sd	no	90/10%ile	A	B	C	D	E	F
BOD	1.28	0.59	32	2.04	95	5	-	-	-	-
Amm	0.09	0.19	34	0.20	47	53	-	-	-	-
DO	94.49	14.68	37	75.68	7	86	7	-	-	-

Overall Conf of Grade(%)
A B C D E F

7	86	7	-	-	-
---	----	---	---	---	---

Face Value Grade : B

	YEAR 1990				Conf of Grade for det (%)					
	mean	sd	no	90/10%ile	A	B	C	D	E	F
BOD	2.10	1.36	35	3.76	-	65	35	-	-	-
Amm	0.12	0.14	35	0.26	9	91	-	-	-	-
DO	97.00	15.96	34	76.55	14	79	7	-	-	-

Overall Conf of Grade(%)
A B C D E F

-	65	35	-	-	-
---	----	----	---	---	---

Face Value Grade : B

Sample Point No : 244054QSZ
 Name : SMALLHOPE BURN AT LANCHESTER

	YEAR 1994				Conf of Grade for det (%)					
	mean	sd	no	90/10%ile	A	B	C	D	E	F
BOD	2.06	1.28	34	3.64	-	72	28	-	-	-
Amm	0.34	0.36	33	0.71	-	17	82	1	-	-
DO	97.33	17.54	36	74.85	7	78	15	-	-	-

Overall Conf of Grade (%)
 A B C D E F

7 10 82 1 - -

Face Value Grade : C

	YEAR 1990				Conf of Grade for det (%)					
	mean	sd	no	90/10%ile	A	B	C	D	E	F
BOD	3.10	3.95	34	6.74	-	-	28	46	26	-
Amm	0.58	0.53	34	1.16	-	-	70	30	-	-
DO	94.00	18.42	33	70.39	1	52	45	2	-	-

Overall Conf of Grade (%)
 A B C D E F

- - 29 45 26 -

Face Value Grade : D

Sample Point No : 244168QSS
 Name : STOCKERLEY BURN TRIB AT

	YEAR 1994				Conf of Grade for det (%)					
	mean	sd	no	90/10%ile	A	B	C	D	E	F
BOD	4.22	1.93	20	6.71	-	-	16	69	15	-
Amm	3.58	4.47	20	7.75	-	-	-	-	65	35
DO	80.78	13.06	18	64.04	-	4	72	23	1	-

Overall Conf of Grade (%)
 A B C D E F

- - - - 65 35

Face Value Grade : E

	YEAR 1990				Conf of Grade for det (%)					
	mean	sd	no	90/10%ile	A	B	C	D	E	F
BOD	17.00	1.98	11	19.59	-	-	-	-	-	100
Amm	8.20	2.09	12	10.96	-	-	-	-	1	99
DO	81.00	6.38	10	72.82	-	75	25	-	-	-

Overall Conf of Grade (%)
 A B C D E F

- - - - - 100

Face Value Grade : F

Sample Point No :244187QSS
 Name :SMALLHOPE BURN UPSTREAM OF

	YEAR 1994				Conf of Grade for det (%)					
	mean	sd	no	90/10%ile	A	B	C	D	E	F
BOD	1.18	0.68	17	2.03	81	19	-	-	-	-
Amm	0.12	0.11	17	0.24	20	80	-	-	-	-
DO	90.31	10.48	16	76.88	14	78	8	-	-	-

Overall Conf of Grade(%)					
A	B	C	D	E	F
12	80	8	-	-	-

Face Value Grade : B

	YEAR 1990				Conf of Grade for det (%)					
	mean	sd	no	90/10%ile	A	B	C	D	E	F
BOD	1.60	1.50	17	3.23	12	62	23	3	-	-
Amm	0.10	2.72	16	0.10	73	21	5	1	-	-
DO	99.00	8.57	17	88.02	98	2	-	-	-	-

Overall Conf of Grade(%)					
A	B	C	D	E	F
12	62	23	3	-	-

Face Value Grade : B

Sample Point No :244188QSS
 Name :SMALLHOPE B U/S NEWHOUSES BURN

	YEAR 1994				Conf of Grade for det (%)					
	mean	sd	no	90/10%ile	A	B	C	D	E	F
BOD	1.85	0.75	17	2.83	13	85	2	-	-	-
Amm	0.23	0.22	17	0.47	-	76	24	-	-	-
DO	89.81	17.78	16	67.02	-	27	53	18	2	-

Overall Conf of Grade(%)					
A	B	C	D	E	F
13	14	53	18	2	-

Face Value Grade : C

	YEAR 1990				Conf of Grade for det. (%)					
	mean	sd	no	90/10%ile	A	B	C	D	E	F
BOD	3.10	3.95	34	6.74	-	-	28	46	26	-
Amm	0.58	0.53	34	1.16	-	-	70	30	-	-
DO	94.00	18.42	33	70.39	1	52	45	2	-	-

Overall Conf of Grade(%)					
A	B	C	D	E	F
-	-	29	45	26	-

Face Value Grade : D

Sample Point No :244189QSS
 Name :SMALLHOPE BURN 500M DOWNSTREAM

	YEAR 1994				Conf of Grade for det (%)					
	mean	sd	no	90/10%ile	A	B	C	D	E	F
BOD	2.00	0.89	13	3.15	4	82	14	-	-	-
Amm	0.49	1.04	14	1.11	-	5	54	30	11	-
DO	88.15	13.01	13	71.48	1	57	37	5	-	-

Overall Conf of Grade(%)					
A	B	C	D	E	F
5	-	54	30	11	-

Face Value Grade : C

	YEAR 1990				Conf of Grade for det (%)					
	mean	sd	no	90/10%ile	A	B	C	D	E	F
BOD	3.00	1.54	16	4.96	-	5	75	18	2	-
Amm	1.26	3.06	16	2.85	-	-	2	35	60	3
DO	102.00	20.59	16	75.61	22	50	23	5	-	-

Overall Conf of Grade(%)					
A	B	C	D	E	F
-	-	-	38	59	3

Face Value Grade : E

Sample Point No :244241QSS
 Name :STOCKERLEY BURN AT BOGLE HOLE

	YEAR 1994				Conf of Grade for det (%)					
	mean	sd	no	90/10%ile	A	B	C	D	E	F
BOD	10.46	3.81	20	15.45	-	-	-	-	37	63
Amm	9.69	8.81	20	19.39	-	-	-	-	-	100
DO	73.11	15.93	19	52.69	-	-	4	62	34	-

Overall Conf of Grade(%)					
A	B	C	D	E	F
-	-	-	-	-	100

Face Value Grade : F

	YEAR 1990				Conf of Grade for det (%)					
	mean	sd	no	90/10%ile	A	B	C	D	E	F
BOD	17.00	1.98	11	19.59	-	-	-	-	-	100
Amm	8.20	2.09	12	10.96	-	-	-	-	1	99
DO	81.00	6.38	10	72.82	-	75	25	-	-	-

Overall Conf of Grade(%)					
A	B	C	D	E	F
-	-	-	-	-	100

Face Value Grade : F

Sample Point No :244246QSZ
 Name :BROWNEY AT MALTON

	YEAR 1994				Conf of Grade for det (%)					
	mean	sd	no	90/10%ile	A	B	C	D	E	F
BOD	2.67	1.43	40	4.48	-	12	87	1	-	-
Amm	0.48	0.38	39	0.92	-	-	97	3	-	-
DO	89.00	11.04	38	74.85	-	95	5	-	-	-

Overall Conf of Grade(%)					
A	B	C	D	E	F
-	-	97	3	-	-

Face Value Grade : C

	YEAR 1990				Conf of Grade for det (%)					
	mean	sd	no	90/10%ile	A	B	C	D	E	F
BOD	3.00	1.65	36	5.08	-	1	88	11	-	-
Amm	0.31	0.65	36	0.70	-	27	69	4	-	-
DO	93.00	14.01	35	75.05	4	87	9	-	-	-

Overall Conf of Grade(%)					
A	B	C	D	E	F
-	1	88	11	-	-

Face Value Grade : C

Sample Point No :244247QSZ
 Name :BROWNEY AT LANGLEY PARK

	YEAR 1994				Conf of Grade for det (%)					
	mean	sd	no	90/10%ile	A	B	C	D	E	F
BOD	2.01	0.96	34	3.24	-	95	5	-	-	-
Amm	0.22	0.18	34	0.43	-	96	4	-	-	-
DO	83.67	12.88	36	67.16	-	13	85	2	-	-

Overall Conf of Grade(%)					
A	B	C	D	E	F
-	13	85	2	-	-

Face Value Grade : C

	YEAR 1990				Conf of Grade for det (%)					
	mean	sd	no	90/10%ile	A	B	C	D	E	F
BOD	3.00	1.65	36	5.08	-	1	88	11	-	-
Amm	0.31	0.65	36	0.70	-	27	69	4	-	-
DO	93.00	14.01	35	75.05	4	87	9	-	-	-

Overall Conf of Grade(%)					
A	B	C	D	E	F
-	1	88	11	-	-

Face Value Grade : C

Sample Point No : 244255QSS
 Name : DEERNESS ABOVE PRIEST BURN

	YEAR 1994				Conf of Grade for det (%)					
	mean	sd	no	90/10%ile	A	B	C	D	E	F
BOD	1.55	0.63	15	2.37	61	39	-	-	-	-
Amm	0.09	0.11	16	0.19	53	47	-	-	-	-
DO	96.06	13.69	16	78.52	35	56	9	-	-	-

Overall Conf of Grade (%)
 A B C D E F

35 56 9 - - -

Face Value Grade : B

	YEAR 1990				Conf of Grade for det (%)					
	mean	sd	no	90/10%ile	A	B	C	D	E	F
BOD	2.10	1.36	35	3.76	-	65	35	-	-	-
Amm	0.12	0.14	35	0.26	9	91	-	-	-	-
DO	97.00	15.96	34	76.55	14	79	7	-	-	-

Overall Conf of Grade (%)
 A B C D E F

- 65 35 - - -

Face Value Grade : B

Sample Point No : 244280QSZ
 Name : BROWNEY AT BEARPARK

	YEAR 1994				Conf of Grade for det (%)					
	mean	sd	no	90/10%ile	A	B	C	D	E	F
BOD	2.05	0.62	33	2.87	1	99	-	-	-	-
Amm	0.15	0.15	32	0.31	1	99	-	-	-	-
DO	92.00	14.05	33	73.99	2	82	16	-	-	-

Overall Conf of Grade (%)
 A B C D E F

- 84 16 - - -

Face Value Grade : B

	YEAR 1990				Conf of Grade for det (%)					
	mean	sd	no	90/10%ile	A	B	C	D	E	F
BOD	3.00	1.65	36	5.08	-	1	88	11	-	-
Amm	0.31	0.65	36	0.70	-	27	69	4	-	-
DO	93.00	14.01	35	75.05	4	87	9	-	-	-

Overall Conf of Grade (%)
 A B C D E F

- 1 88 11 - -

Face Value Grade : C

Sample Point No :245001QSZ
Name :WEAR AT LAMB BRIDGE

	YEAR 1994				Conf of Grade for det (%)					
	mean	sd	no	90/10%ile	A	B	C	D	E	F
BOD	2.13	1.17	37	3.61	-	78	22	-	-	-
Amm	0.59	0.35	36	1.03	-	-	95	5	-	-
DO	90.00	10.70	36	76.29	4	95	1	-	-	-

Overall Conf of Grade(%)
A B C D E F

-	-	95	5	-	-
---	---	----	---	---	---

Face Value Grade : C

	YEAR 1990				Conf of Grade for det (%)					
	mean	sd	no	90/10%ile	A	B	C	D	E	F
BOD	2.50	1.55	34	4.41	-	20	77	3	-	-
Amm	0.42	1.93	35	0.85	-	16	65	18	1	-
DO	90.00	14.05	34	71.99	-	69	31	-	-	-

Overall Conf of Grade(%)
A B C D E F

-	3	78	18	1	-
---	---	----	----	---	---

Face Value Grade : C

Sample Point No :245002QSZ
Name :WEAR AT LUMLEY BRIDGE

	YEAR 1994				Conf of Grade for det (%)					
	mean	sd	no	90/10%ile	A	B	C	D	E	F
BOD	1.84	0.95	36	3.05	2	96	2	-	-	-
Amm	0.22	0.18	37	0.43	-	96	4	-	-	-
DO	89.51	15.22	35	70.00	-	50	49	1	-	-

Overall Conf of Grade(%)
A B C D E F

-	50	49	1	-	-
---	----	----	---	---	---

Face Value Grade : B

	YEAR 1990				Conf of Grade for det (%)					
	mean	sd	no	90/10%ile	A	B	C	D	E	F
BOD	2.30	1.25	34	3.88	-	59	41	-	-	-
Amm	0.25	0.17	34	0.46	-	95	5	-	-	-
DO	90.00	19.85	32	64.56	-	9	69	21	1	-

Overall Conf of Grade(%)
A B C D E F

-	9	69	21	1	-
---	---	----	----	---	---

Face Value Grade : C

Sample Point No :245004QSZ
Name :WEAR AT COCKEN BRIDGE

	YEAR 1994				Conf of Grade for det (%)					
	mean	sd	no	90/10%ile	A	B	C	D	E	F
BOD	2.09	1.06	34	3.44	-	87	13	-	-	-
Amm	0.31	0.47	34	0.69	-	26	72	2	-	-
DO	92.67	13.22	36	75.73	5	89	6	-	-	-

Overall Conf of Grade (%)
A B C D E F

5	21	72	2	-	-
---	----	----	---	---	---

Face Value Grade : C

	YEAR 1990				Conf of Grade for det (%)					
	mean	sd	no	90/10%ile	A	B	C	D	E	F
BOD	2.30	0.85	34	3.41	-	94	6	-	-	-
Amm	0.35	0.53	34	0.78	-	11	84	5	-	-
DO	96.00	16.84	33	74.42	5	77	18	-	-	-

Overall Conf of Grade (%)
A B C D E F

5	6	84	5	-	-
---	---	----	---	---	---

Face Value Grade : C

Sample Point No :245008QSZ
Name :WEAR AT SHINCLIFFE BRIDGE

	YEAR 1994				Conf of Grade for det (%)					
	mean	sd	no	90/10%ile	A	B	C	D	E	F
BOD	1.74	0.60	36	2.53	43	57	-	-	-	-
Amm	0.31	0.25	36	0.60	-	51	49	-	-	-
DO	88.67	13.06	36	71.93	-	71	29	-	-	-

Overall Conf of Grade (%)
A B C D E F

-	51	49	-	-	-
---	----	----	---	---	---

Face Value Grade : B

	YEAR 1990				Conf of Grade for det (%)					
	mean	sd	no	90/10%ile	A	B	C	D	E	F
BOD	2.20	0.98	34	3.47	-	89	11	-	-	-
Amm	0.28	0.25	33	0.56	-	63	37	-	-	-
DO	83.00	20.13	32	57.20	-	-	25	64	11	-

Overall Conf of Grade (%)
A B C D E F

-	-	25	64	11	-
---	---	----	----	----	---

Face Value Grade : D

Sample Point No :245019QSZ
 Name :CONG BURN AT A167

	YEAR 1994				Conf of Grade for det (%)					
	mean	sd	no	90/10%ile	A	B	C	D	E	F
BOD	3.75	2.44	35	6.73	-	-	17	69	14	-
Amm	0.53	0.58	34	1.11	-	-	73	27	-	-
DO	93.00	11.59	36	78.15	21	79	-	-	-	-

Overall Conf of Grade(%)
 A B C D E F

-	-	17	69	14	-
---	---	----	----	----	---

Face Value Grade : D

	YEAR 1990				Conf of Grade for det (%)					
	mean	sd	no	90/10%ile	A	B	C	D	E	F
BOD	4.90	3.28	35	8.88	-	-	-	20	80	-
Amm	0.45	0.56	35	0.97	-	-	86	14	-	-
DO	98.00	15.96	34	77.55	23	73	4	-	-	-

Overall Conf of Grade(%)
 A B C D E F

-	-	-	20	80	-
---	---	---	----	----	---

Face Value Grade : E

Sample Point No :245020QSZ
 Name :LUMLEY PARK BURN AT LUMLEY

	YEAR 1994				Conf of Grade for det (%)					
	mean	sd	no	90/10%ile	A	B	C	D	E	F
BOD	4.07	2.54	36	7.20	-	-	5	70	25	-
Amm	6.90	4.51	35	12.40	-	-	-	-	-	100
DO	69.33	15.18	36	49.88	-	-	-	48	52	-

Overall Conf of Grade(%)
 A B C D E F

-	-	-	-	-	100
---	---	---	---	---	-----

Face Value Grade : F

	YEAR 1990				Conf of Grade for det (%)					
	mean	sd	no	90/10%ile	A	B	C	D	E	F
BOD	6.80	4.70	35	12.46	-	-	-	-	86	14
Amm	10.45	6.45	35	18.42	-	-	-	-	-	100
DO	73.00	12.04	34	57.57	-	-	16	83	1	-

Overall Conf of Grade(%)
 A B C D E F

-	-	-	-	-	100
---	---	---	---	---	-----

Face Value Grade : F

Sample Point No :245030QSZ
 Name :OLD DURHAM BECK ABOVE RIVER

	YEAR 1994				Conf of Grade for det (%)					
	mean	sd	no	90/10%ile	A	B	C	D	E	F
BOD	1.64	0.71	34	2.56	39	61	-	-	-	-
Amm	0.21	0.18	35	0.41	-	97	3	-	-	-
DO	94.33	21.16	36	67.21	-	25	65	10	-	-

Overall Conf of Grade(%)
 A B C D E F

-	26	64	10	-	-
---	----	----	----	---	---

Face Value Grade : C

	YEAR 1990				Conf of Grade for det (%)					
	mean	sd	no	90/10%ile	A	B	C	D	E	F
BOD	2.10	1.34	34	3.74	-	66	34	-	-	-
Amm	0.24	0.21	34	0.47	-	87	13	-	-	-
DO	94.00	14.08	33	75.96	8	85	7	-	-	-

Overall Conf of Grade(%)
 A B C D E F

-	66	34	-	-	-
---	----	----	---	---	---

Face Value Grade : B

Sample Point No :245073QSS
 Name :SOUTH BURN AT WALDRIDGE

	YEAR 1994				Conf of Grade for det (%)					
	mean	sd	no	90/10%ile	A	B	C	D	E	F
BOD	5.85	3.89	16	10.58	-	-	-	5	85	10
Amm	0.59	0.49	16	1.15	-	-	65	34	1	-
DO	82.00	8.19	16	71.50	-	66	34	-	-	-

Overall Conf of Grade(%)
 A B C D E F

-	-	-	5	85	10
---	---	---	---	----	----

Face Value Grade : E

	YEAR 1990				Conf of Grade for det (%)					
	mean	sd	no	90/10%ile	A	B	C	D	E	F
BOD	2.00	1.67	34	3.90	-	55	43	2	-	-
Amm	0.21	1.85	34	0.34	10	73	16	1	-	-
DO	90.00	19.85	32	64.56	-	9	69	21	1	-

Overall Conf of Grade(%)
 A B C D E F

-	9	69	21	1	-
---	---	----	----	---	---

Face Value Grade : C

Sample Point No :245089QSS
 Name :MOORS BURN U/S HERRINGTON BURN

	YEAR 1994				Conf of Grade for det (%)					
	mean	sd	no	90/10%ile	A	B	C	D	E	F
BOD	2.14	0.77	14	3.15	1	90	9	-	-	-
Amm	0.29	0.13	15	0.46	-	91	9	-	-	-
DO	92.43	25.49	14	59.76	-	9	40	29	22	-

Overall Conf of Grade(%)					
A	B	C	D	E	F
-	-	49	29	22	-

Face Value Grade : D

	YEAR 1990				Conf of Grade for det (%)					
	mean	sd	no	90/10%ile	A	B	C	D	E	F
BOD	1.80	0.87	9	2.92	18	66	15	1	-	-
Amm	0.25	0.20	9	0.48	-	67	31	2	-	-
DO	131.00	45.12	9	73.18	33	20	12	11	19	5

Overall Conf of Grade(%)					
A	B	C	D	E	F
-	34	31	11	19	5

Face Value Grade : B

Sample Point No :245091QSS
 Name :LUMLEY PARK BURN AT A1(M)

	YEAR 1994				Conf of Grade for det (%)					
	mean	sd	no	90/10%ile	A	B	C	D	E	F
BOD	4.76	2.14	16	7.52	-	-	3	59	38	-
Amm	9.22	4.28	16	14.73	-	-	-	-	-	100
DO	76.69	14.38	16	58.26	-	-	33	56	10	1

Overall Conf of Grade(%)					
A	B	C	D	E	F
-	-	-	-	-	100

Face Value Grade : F

	YEAR 1990				Conf of Grade for det (%)					
	mean	sd	no	90/10%ile	A	B	C	D	E	F
BOD	6.80	4.71	35	12.47	-	-	-	-	86	14
Amm	10.45	6.45	35	18.42	-	-	-	-	-	100
DO	73.00	12.04	34	57.57	-	-	16	83	1	-

Overall Conf of Grade(%)					
A	B	C	D	E	F
-	-	-	-	-	100

Face Value Grade : F

Sample Point No :245096QSS
 Name :TWIZELL BURN U/S CONG BURN

	YEAR 1994				Conf of Grade for det (%)					
	mean	sd	no	90/10%ile	A	B	C	D	E	F
BOD	6.95	5.52	11	13.34	-	-	-	1	60	39
Amm	1.69	1.96	11	3.60	-	-	-	12	83	5
DO	89.45	13.34	11	72.35	4	57	32	6	1	-

Overall Conf of Grade(%)					
A	B	C	D	E	F
-	-	-	-	61	39

Face Value Grade : E

	YEAR 1990				Conf of Grade for det (%)					
	mean	sd	no	90/10%ile	A	B	C	D	E	F
BOD	4.90	3.28	35	8.88	-	-	-	20	80	-
Amm	0.45	0.56	35	0.97	-	-	86	14	-	-
DO	98.00	15.96	34	77.55	23	73	4	-	-	-

Overall Conf of Grade(%)					
A	B	C	D	E	F
-	-	-	20	80	-

Face Value Grade : E

Sample Point No :245260QSS
 Name :SHERBURN HOUSE BECK ABOVE

	YEAR 1994				Conf of Grade for det (%)					
	mean	sd	no	90/10%ile	A	B	C	D	E	F
BOD	1.85	1.90	13	3.83	5	49	30	11	5	-
Amm	0.15	0.30	13	0.34	9	71	18	2	-	-
DO	93.62	9.21	13	81.82	64	35	1	-	-	-

Overall Conf of Grade(%)					
A	B	C	D	E	F
-	54	30	11	5	-

Face Value Grade : B

	YEAR 1990				Conf of Grade for det (%)					
	mean	sd	no	90/10%ile	A	B	C	D	E	F
BOD	0.00	0.00	0	0.00						
Amm	0.00	0.00	0	0.00						
DO	0.00	0.00	0	0.00						

Overall Conf of Grade(%)					
A	B	C	D	E	F

Face Value Grade :

Sample Point No : 245261QSS
 Name : SHERBURN HOUSE BECK AT

	YEAR 1994				Conf of Grade for det (%)					
	mean	sd	no	90/10%ile	A	B	C	D	E	F
BOD	3.19	4.42	14	7.03	-	3	27	30	33	7
Amm	0.28	0.21	14	0.53	-	65	35	-	-	-
DO	87.64	20.50	14	61.37	-	8	47	32	13	-

Overall Conf of Grade (%)
 A B C D E F

-	-	29	31	33	7
---	---	----	----	----	---

Face Value Grade : D

	YEAR 1990				Conf of Grade for det (%)					
	mean	sd	no	90/10%ile	A	B	C	D	E	F
BOD	0.00	0.00	0	0.00						
Amm	0.00	0.00	0	0.00						
DO	0.00	0.00	0	0.00						

Overall Conf of Grade (%)
 A B C D E F

--	--	--	--	--	--

Face Value Grade :

Sample Point No : 245262QSS
 Name : WHITWELL BECK AT CASSOP MOOR

	YEAR 1994				Conf of Grade for det (%)					
	mean	sd	no	90/10%ile	A	B	C	D	E	F
BOD	1.52	0.91	11	2.65	37	52	10	1	-	-
Amm	0.21	0.36	14	0.47	1	65	30	4	-	-
DO	84.00	9.34	12	72.03	-	65	34	1	-	-

Overall Conf of Grade (%)
 A B C D E F

-	62	34	4	-	-
---	----	----	---	---	---

Face Value Grade : B

	YEAR 1990				Conf of Grade for det (%)					
	mean	sd	no	90/10%ile	A	B	C	D	E	F
BOD	0.00	0.00	0	0.00						
Amm	0.00	0.00	0	0.00						
DO	0.00	0.00	0	0.00						

Overall Conf of Grade (%)
 A B C D E F

--	--	--	--	--	--

Face Value Grade :

Sample Point No : 245264QSS
 Name : BLACKDENE BURN NEAR HARBOUR

	YEAR 1994				Conf of Grade for det (%)					
	mean	sd	no	90/10%ile	A	B	C	D	E	F
BOD	2.18	1.43	13	3.92	-	52	39	8	1	-
Amm	0.20	0.14	13	0.37	-	93	7	-	-	-
DO	89.80	18.31	15	66.33	1	24	52	20	3	-

Overall Conf of Grade (%)
 A B C D E F

2	23	52	20	3	-
---	----	----	----	---	---

Face Value Grade : C

	YEAR 1990				Conf of Grade for det (%)					
	mean	sd	no	90/10%ile	A	B	C	D	E	F
BOD	0.00	0.00	0	0.00						
Amm	0.00	0.00	0	0.00						
DO	0.00	0.00	0	0.00						

Overall Conf of Grade (%)
 A B C D E F

--	--	--	--	--	--

Face Value Grade :

Sample Point No : 245265QSS
 Name : HUMBLE BURN UPSTREAM OF CONG

	YEAR 1994				Conf of Grade for det (%)					
	mean	sd	no	90/10%ile	A	B	C	D	E	F
BOD	1.59	0.63	9	2.41	55	42	3	-	-	-
Amm	0.11	0.10	9	0.22	37	60	3	-	-	-
DO	92.00	14.72	10	73.14	8	54	29	8	1	-

Overall Conf of Grade (%)
 A B C D E F

2	60	29	8	1	-
---	----	----	---	---	---

Face Value Grade : B

	YEAR 1990				Conf of Grade for det (%)					
	mean	sd	no	90/10%ile	A	B	C	D	E	F
BOD	0.00	0.00	0	0.00						
Amm	0.00	0.00	0	0.00						
DO	0.00	0.00	0	0.00						

Overall Conf of Grade (%)
 A B C D E F

--	--	--	--	--	--

Face Value Grade :

Sample Point No :251500QSZ
 Name :GRETA AT GRETA BRIDGE

	YEAR 1994				Conf of Grade for det (%)					
	mean	sd	no	90/10%ile	A	B	C	D	E	F
BOD	1.51	0.57	30	2.26	83	17	-	-	-	-
Amm	0.15	0.25	31	0.34	1	94	5	-	-	-
DO	90.21	11.47	24	75.51	5	87	8	-	-	-

Overall Conf of Grade(%)
 A B C D E F

-	92	8	-	-	-
---	----	---	---	---	---

Face Value Grade : B

	YEAR 1990				Conf of Grade for det (%)					
	mean	sd	no	90/10%ile	A	B	C	D	E	F
BOD	1.40	0.56	20	2.13	86	14	-	-	-	-
Amm	0.29	0.70	19	0.66	-	40	49	10	1	-
DO	99.00	10.85	19	85.10	88	12	-	-	-	-

Overall Conf of Grade(%)
 A B C D E F

-	41	48	10	1	-
---	----	----	----	---	---

Face Value Grade : C

Sample Point No :251501QSZ
 Name :TEES NEAR EGGLESTONE ABBEY

	YEAR 1994				Conf of Grade for det (%)					
	mean	sd	no	90/10%ile	A	B	C	D	E	F
BOD	1.74	0.88	28	2.86	10	89	1	-	-	-
Amm	0.12	0.10	29	0.23	16	84	-	-	-	-
DO	94.35	15.38	23	74.64	7	73	20	-	-	-

Overall Conf of Grade(%)
 A B C D E F

-	80	20	-	-	-
---	----	----	---	---	---

Face Value Grade : B

	YEAR 1990				Conf of Grade for det (%)					
	mean	sd	no	90/10%ile	A	B	C	D	E	F
BOD	1.20	0.55	20	1.91	94	6	-	-	-	-
Amm	0.11	0.13	19	0.24	25	74	1	-	-	-
DO	101.00	8.24	19	90.44	100	-	-	-	-	-

Overall Conf of Grade(%)
 A B C D E F

25	74	1	-	-	-
----	----	---	---	---	---

Face Value Grade : B

Sample Point No :251575QSZ
 Name :TEES AT DENT BANK

	YEAR 1994				Conf of Grade for det (%)					
	mean	sd	no	90/10%ile	A	B	C	D	E	F
BOD	1.52	0.61	31	2.31	75	25	-	-	-	-
Amm	0.13	0.16	32	0.28	5	95	-	-	-	-
DO	92.13	9.21	24	80.33	54	46	-	-	-	-

Overall Conf of Grade(%)					
A	B	C	D	E	F
5	95	-	-	-	-

Face Value Grade : B

	YEAR 1990				Conf of Grade for det (%)					
	mean	sd	no	90/10%ile	A	B	C	D	E	F
BOD	1.20	0.55	20	1.91	94	6	-	-	-	-
Amm	0.11	0.13	19	0.24	25	74	1	-	-	-
DO	101.00	8.24	19	90.44	100	-	-	-	-	-

Overall Conf of Grade(%)					
A	B	C	D	E	F
25	74	1	-	-	-

Face Value Grade : B

Sample Point No :251577QSZ
 Name :BALDER AT COTHERSTONE ROAD

	YEAR 1994				Conf of Grade for det (%)					
	mean	sd	no	90/10%ile	A	B	C	D	E	F
BOD	1.90	0.48	19	2.53	42	58	-	-	-	-
Amm	0.16	0.25	20	0.36	2	86	12	-	-	-
DO	88.62	10.43	13	75.25	7	76	17	-	-	-

Overall Conf of Grade(%)					
A	B	C	D	E	F
-	83	17	-	-	-

Face Value Grade : B

	YEAR 1990				Conf of Grade for det (%)					
	mean	sd	no	90/10%ile	A	B	C	D	E	F
BOD	0.00	0.00	0	0.00						
Amm	0.00	0.00	0	0.00						
DO	0.00	0.00	0	0.00						

Overall Conf of Grade(%)					
A	B	C	D	E	F

Face Value Grade :

Sample Point No :251622QSS
Name :LUNE AT MICKLETON

	YEAR 1994				Conf of Grade for det (%)					
	mean	sd	no	90/10%ile	A	B	C	D	E	F
BOD	1.47	0.53	18	2.16	84	16	-	-	-	-
Amm	0.08	0.13	19	0.18	60	40	-	-	-	-
DO	92.33	7.17	12	83.14	78	22	-	-	-	-

Overall Conf of Grade(%)
A B C D E F

60	40	-	-	-	-
----	----	---	---	---	---

Face Value Grade : A

	YEAR 1990				Conf of Grade for det (%)					
	mean	sd	no	90/10%ile	A	B	C	D	E	F
BOD	0.00	0.00	0	0.00						
Amm	0.00	0.00	0	0.00						
DO	0.00	0.00	0	0.00						

Overall Conf of Grade(%)
A B C D E F

--	--	--	--	--	--

Face Value Grade :

Sample Point No :252009QSZ
Name :TEES AT BROKEN SCAR

	YEAR 1994				Conf of Grade for det (%)					
	mean	sd	no	90/10%ile	A	B	C	D	E	F
BOD	1.58	0.74	44	2.53	44	56	-	-	-	-
Amm	0.08	0.11	51	0.18	71	29	-	-	-	-
DO	93.27	6.97	37	84.34	99	1	-	-	-	-

Overall Conf of Grade(%)
A B C D E F

44	56	-	-	-	-
----	----	---	---	---	---

Face Value Grade : B

	YEAR 1990				Conf of Grade for det (%)					
	mean	sd	no	90/10%ile	A	B	C	D	E	F
BOD	1.90	1.08	39	3.25	-	94	6	-	-	-
Amm	0.08	0.09	40	0.17	77	23	-	-	-	-
DO	94.00	10.98	35	79.93	49	51	-	-	-	-

Overall Conf of Grade(%)
A B C D E F

-	94	6	-	-	-
---	----	---	---	---	---

Face Value Grade : B

Sample Point No :252035QSZ
 Name :CLOW BECK AT MONK END FARM

	YEAR 1994				Conf of Grade for det (%)					
	mean	sd	no	90/10%ile	A	B	C	D	E	F
BOD	1.75	0.96	35	2.96	5	93	2	-	-	-
Amm	0.17	0.49	35	0.38	2	85	13	-	-	-
DO	90.86	15.43	28	71.09	-	59	40	1	-	-

Overall Conf of Grade(%)
 A B C D E F

-	59	40	1	-	-
---	----	----	---	---	---

Face Value Grade : B

	YEAR 1990				Conf of Grade for det (%)					
	mean	sd	no	90/10%ile	A	B	C	D	E	F
BOD	1.90	1.11	12	3.29	6	68	24	2	-	-
Amm	0.15	0.14	12	0.30	5	89	6	-	-	-
DO	105.00	24.73	12	73.31	20	39	24	12	5	-

Overall Conf of Grade(%)
 A B C D E F

-	59	24	12	5	-
---	----	----	----	---	---

Face Value Grade : B

Sample Point No :252581QSZ
 Name :TEES AT GAINFORD

	YEAR 1994				Conf of Grade for det (%)					
	mean	sd	no	90/10%ile	A	B	C	D	E	F
BOD	1.58	0.80	27	2.60	36	64	-	-	-	-
Amm	0.14	0.23	29	0.32	3	94	3	-	-	-
DO	89.12	10.19	23	76.06	5	90	5	-	-	-

Overall Conf of Grade(%)
 A B C D E F

2	93	5	-	-	-
---	----	---	---	---	---

Face Value Grade : B

	YEAR 1990				Conf of Grade for det (%)					
	mean	sd	no	90/10%ile	A	B	C	D	E	F
BOD	1.90	1.08	39	3.25	-	94	6	-	-	-
Amm	0.08	0.09	40	0.17	77	23	-	-	-	-
DO	94.00	10.98	35	79.93	49	51	-	-	-	-

Overall Conf of Grade(%)
 A B C D E F

-	94	6	-	-	-
---	----	---	---	---	---

Face Value Grade : B

Sample Point No :252582QSZ
Name :DYANCE BECK AT A67

	YEAR 1994				Conf of Grade for det (%)					
	mean	sd	no	90/10%ile	A	B	C	D	E	F
BOD	2.04	1.86	18	4.08	1	45	42	10	2	-
Amm	0.12	0.11	19	0.24	18	81	1	-	-	-
DO	94.25	10.09	12	81.32	59	38	3	-	-	-

Overall Conf of Grade (%)
A B C D E F

- 46 42 10 2 -

Face Value Grade : C

	YEAR 1990				Conf of Grade for det (%)					
	mean	sd	no	90/10%ile	A	B	C	D	E	F
BOD	0.00	0.00	0	0.00						
Amm	0.00	0.00	0	0.00						
DO	0.00	0.00	0	0.00						

Overall Conf of Grade (%)
A B C D E F

Face Value Grade :

Sample Point No :253036QSZ
Name :SKERNE AT HURWORTH PLACE

	YEAR 1994				Conf of Grade for det (%)					
	mean	sd	no	90/10%ile	A	B	C	D	E	F
BOD	6.64	1.93	28	9.18	-	-	-	1	99	-
Amm	1.59	0.96	30	2.78	-	-	-	19	81	-
DO	76.50	14.05	24	58.49	-	-	33	63	4	-

Overall Conf of Grade (%)
A B C D E F

- - - 1 99 -

Face Value Grade : E

	YEAR 1990				Conf of Grade for det (%)					
	mean	sd	no	90/10%ile	A	B	C	D	E	F
BOD	6.40	2.25	33	9.35	-	-	-	1	99	-
Amm	2.26	1.96	33	4.46	-	-	-	-	100	-
DO	74.00	24.85	33	42.15	-	-	-	6	94	-

Overall Conf of Grade (%)
A B C D E F

- - - - 100 -

Face Value Grade : E

Sample Point No :253037QSZ
 Name :SKERNE AT SOUTH PARK

	YEAR 1994				Conf of Grade for det (%)					
	mean	sd	no	90/10%ile	A	B	C	D	E	F
BOD	3.05	1.61	32	5.09	-	1	86	13	-	-
Amm	0.34	0.40	33	0.73	-	16	83	1	-	-
DO	84.92	14.71	25	66.07	-	13	76	11	-	-

Overall Conf of Grade(%)
 A B C D E F

-	1	86	13	-	-
---	---	----	----	---	---

Face Value Grade : C

	YEAR 1990				Conf of Grade for det (%)					
	mean	sd	no	90/10%ile	A	B	C	D	E	F
BOD	2.50	1.20	35	4.04	-	46	54	-	-	-
Amm	0.71	1.36	35	1.61	-	-	19	71	10	-
DO	85.00	22.91	34	55.64	-	-	17	64	19	-

Overall Conf of Grade(%)
 A B C D E F

-	-	10	71	19	-
---	---	----	----	----	---

Face Value Grade : D

Sample Point No :253038QSZ
 Name :SKERNE AT JOHN STREET

	YEAR 1994				Conf of Grade for det (%)					
	mean	sd	no	90/10%ile	A	B	C	D	E	F
BOD	3.54	2.13	35	6.18	-	-	39	56	5	-
Amm	0.53	0.72	36	1.17	-	-	65	35	-	-
DO	76.22	13.79	27	58.55	-	-	32	65	3	-

Overall Conf of Grade(%)
 A B C D E F

-	-	30	65	5	-
---	---	----	----	---	---

Face Value Grade : D

	YEAR 1990				Conf of Grade for det (%)					
	mean	sd	no	90/10%ile	A	B	C	D	E	F
BOD	2.70	1.48	34	4.57	-	10	87	3	-	-
Amm	1.06	2.09	34	2.41	-	-	1	53	46	-
DO	77.00	27.98	35	41.14	-	-	-	6	94	-

Overall Conf of Grade(%)
 A B C D E F

-	-	-	6	94	-
---	---	---	---	----	---

Face Value Grade : E

Sample Point No :253040QSZ
 Name :SKERNE AT KETTON BRIDGE

	YEAR 1994				Conf of Grade for det (%)					
	mean	sd	no	90/10%ile	A	B	C	D	E	F
BOD	4.90	4.38	38	9.75	-	-	-	9	89	2
Amm	0.64	0.79	41	1.38	-	-	36	63	1	-
DO	75.50	23.86	28	44.92	-	-	-	17	83	-

Overall Conf of Grade(%)					
A	B	C	D	E	F
-	-	-	9	89	2

Face Value Grade : E

	YEAR 1990				Conf of Grade for det (%)					
	mean	sd	no	90/10%ile	A	B	C	D	E	F
BOD	6.00	5.95	48	12.30	-	-	-	-	85	15
Amm	3.25	2.79	48	6.39	-	-	-	-	98	2
DO	71.00	22.76	47	41.83	-	-	-	2	98	-

Overall Conf of Grade(%)					
A	B	C	D	E	F
-	-	-	-	85	15

Face Value Grade : E

Sample Point No :253042QSZ
 Name :SKERNE ABOVE DEMON S BECK

	YEAR 1994				Conf of Grade for det (%)					
	mean	sd	no	90/10%ile	A	B	C	D	E	F
BOD	3.68	2.83	71	6.99	-	-	6	80	14	-
Amm	0.80	1.84	73	1.81	-	-	4	86	10	-
DO	93.76	46.60	58	34.04	-	-	-	1	92	7

Overall Conf of Grade(%)					
A	B	C	D	E	F
-	-	-	1	92	7

Face Value Grade : E

	YEAR 1990				Conf of Grade for det (%)					
	mean	sd	no	90/10%ile	A	B	C	D	E	F
BOD	3.40	2.02	47	5.91	-	-	54	45	1	-
Amm	0.67	1.11	47	1.51	-	-	23	74	3	-
DO	88.00	30.25	45	49.23	-	-	2	42	56	-

Overall Conf of Grade(%)					
A	B	C	D	E	F
-	-	-	44	56	-

Face Value Grade : E

Sample Point No : 253044QSZ
 Name : SKERNE AT BRADBURY BRIDGE

	YEAR 1994				Conf of Grade for det (%)					
	mean	sd	no	90/10%ile	A	B	C	D	E	F
BOD	4.20	2.30	33	7.10	-	-	5	74	21	-
Amm	1.57	1.77	34	3.33	-	-	-	6	94	-
DO	72.89	34.95	27	28.10	-	-	-	-	76	24

Overall Conf of Grade (%)					
A	B	C	D	E	F
-	-	-	-	76	24

Face Value Grade : E

	YEAR 1990				Conf of Grade for det (%)					
	mean	sd	no	90/10%ile	A	B	C	D	E	F
BOD	3.70	1.75	39	5.95	-	-	52	47	1	-
Amm	0.83	0.78	39	1.68	-	-	4	93	3	-
DO	69.00	16.77	38	47.51	-	-	-	22	78	-

Overall Conf of Grade (%)					
A	B	C	D	E	F
-	-	-	22	78	-

Face Value Grade : E

Sample Point No : 253045QSZ
 Name : SKERNE AT HOLDFORTH BRIDGE

	YEAR 1994				Conf of Grade for det (%)					
	mean	sd	no	90/10%ile	A	B	C	D	E	F
BOD	3.75	2.39	31	6.68	-	-	19	66	15	-
Amm	0.71	0.75	33	1.48	-	-	23	75	2	-
DO	76.11	28.21	27	39.96	-	-	-	6	93	1

Overall Conf of Grade (%)					
A	B	C	D	E	F
-	-	-	6	93	1

Face Value Grade : E

	YEAR 1990				Conf of Grade for det (%)					
	mean	sd	no	90/10%ile	A	B	C	D	E	F
BOD	5.60	4.47	35	10.76	-	-	-	2	94	4
Amm	2.32	2.83	35	5.00	-	-	-	-	99	1
DO	50.00	24.14	34	19.06	-	-	-	-	42	58

Overall Conf of Grade (%)					
A	B	C	D	E	F
-	-	-	1	41	58

Face Value Grade : F

Sample Point No :253046QSZ
 Name :SKERNE ABOVE FISHBURN COKE

	YEAR 1994				Conf of Grade for det (%)					
	mean	sd	no	90/10%ile	A	B	C	D	E	F
BOD	4.03	2.18	34	6.78	-	-	12	76	12	-
Amm	0.54	1.07	35	1.23	-	-	56	42	2	-
DO	81.00	22.47	27	52.20	-	-	6	56	38	-

Overall Conf of Grade(%)					
A	B	C	D	E	F
-	-	-	62	38	-

Face Value Grade : D

	YEAR 1990				Conf of Grade for det (%)					
	mean	sd	no	90/10%ile	A	B	C	D	E	F
BOD	3.30	1.63	24	5.38	-	-	74	25	1	-
Amm	0.42	2.90	24	0.75	-	31	47	17	5	-
DO	57.00	24.77	25	25.26	-	-	-	-	73	27

Overall Conf of Grade(%)					
A	B	C	D	E	F
-	-	-	-	73	27

Face Value Grade : E

Sample Point No :253048QSZ
 Name :COCKER BECK AT WIDDOWFIELD

	YEAR 1994				Conf of Grade for det (%)					
	mean	sd	no	90/10%ile	A	B	C	D	E	F
BOD	2.66	1.73	32	4.77	-	8	83	9	-	-
Amm	0.19	0.27	33	0.42	-	88	12	-	-	-
DO	83.38	18.16	24	60.11	-	1	50	44	5	-

Overall Conf of Grade(%)					
A	B	C	D	E	F
-	-	51	44	5	-

Face Value Grade : C

	YEAR 1990				Conf of Grade for det (%)					
	mean	sd	no	90/10%ile	A	B	C	D	E	F
BOD	2.40	1.39	36	4.14	-	37	62	1	-	-
Amm	0.25	0.40	36	0.56	-	59	41	-	-	-
DO	84.00	26.92	35	49.50	-	-	2	44	54	-

Overall Conf of Grade(%)					
A	B	C	D	E	F
-	-	-	46	54	-

Face Value Grade : E

Sample Point No :253051QSZ
 Name :DEMON S BECK ABOVE RIVER

	YEAR 1994				Conf of Grade for det (%)					
	mean	sd	no	90/10%ile	A	B	C	D	E	F
BOD	13.07	7.34	34	22.29	-	-	-	-	-	100
Amm	5.15	3.29	36	9.19	-	-	-	-	43	57
DO	79.07	22.13	28	50.71	-	-	3	51	46	-

Overall Conf of Grade(%)					
A	B	C	D	E	F
-	-	-	-	-	100

Face Value Grade : F

	YEAR 1990				Conf of Grade for det (%)					
	mean	sd	no	90/10%ile	A	B	C	D	E	F
BOD	13.20	8.22	36	23.34	-	-	-	-	-	100
Amm	7.20	4.17	35	12.41	-	-	-	-	-	100
DO	75.00	14.04	34	57.01	-	-	14	82	4	-

Overall Conf of Grade(%)					
A	B	C	D	E	F
-	-	-	-	-	100

Face Value Grade : F

Sample Point No :253053QSZ
 Name :WOODHAM BURN AT LOW COPELAW

	YEAR 1994				Conf of Grade for det (%)					
	mean	sd	no	90/10%ile	A	B	C	D	E	F
BOD	3.05	1.58	32	5.06	-	1	88	11	-	-
Amm	0.25	1.70	33	0.45	2	67	27	3	1	-
DO	78.36	24.75	25	46.64	-	-	1	27	72	-

Overall Conf of Grade(%)					
A	B	C	D	E	F
-	-	-	28	72	-

Face Value Grade : E

	YEAR 1990				Conf of Grade for det (%)					
	mean	sd	no	90/10%ile	A	B	C	D	E	F
BOD	4.50	3.16	39	8.29	-	-	-	38	62	-
Amm	1.25	1.85	39	2.78	-	-	-	30	70	-
DO	76.00	28.23	37	39.82	-	-	-	3	97	-

Overall Conf of Grade(%)					
A	B	C	D	E	F
-	-	-	3	97	-

Face Value Grade : E

Sample Point No :253056QSZ
 Name :THE CARRS ABOVE RIVER SKERNE

	YEAR 1994				Conf of Grade for det (%)					
	mean	sd	no	90/10%ile	A	B	C	D	E	F
BOD	4.80	3.94	31	9.31	-	-	-	16	83	1
Amm	2.68	4.89	33	6.08	-	-	-	-	87	13
DO	51.35	25.03	26	19.27	-	-	-	-	45	55

Overall Conf of Grade(%)
 A B C D E F

-	-	-	16	29	55
---	---	---	----	----	----

Face Value Grade : F

	YEAR 1990				Conf of Grade for det (%)					
	mean	sd	no	90/10%ile	A	B	C	D	E	F
BOD	4.40	4.02	36	8.82	-	-	-	26	73	1
Amm	0.90	0.84	36	1.81	-	-	1	92	7	-
DO	58.00	19.74	35	32.70	-	-	-	-	99	1

Overall Conf of Grade(%)
 A B C D E F

-	-	-	-	99	1
---	---	---	---	----	---

Face Value Grade : E

Sample Point No :253496QSZ
 Name :RUSHYFORD BECK D/S CHILTON &

	YEAR 1994				Conf of Grade for det (%)					
	mean	sd	no	90/10%ile	A	B	C	D	E	F
BOD	7.86	3.62	31	12.52	-	-	-	-	92	8
Amm	0.73	0.75	34	1.51	-	-	19	79	2	-
DO	79.22	26.22	27	45.62	-	-	1	22	77	-

Overall Conf of Grade(%)
 A B C D E F

-	-	-	-	92	8
---	---	---	---	----	---

Face Value Grade : E

	YEAR 1990				Conf of Grade for det (%)					
	mean	sd	no	90/10%ile	A	B	C	D	E	F
BOD	0.00	0.00	0	0.00						
Amm	0.00	0.00	0	0.00						
DO	0.00	0.00	0	0.00						

Overall Conf of Grade(%)
 A B C D E F

--	--	--	--	--	--

Face Value Grade :

Sample Point No : 254004QSZ
 Name : TEES AT LOW WORSALL

	YEAR 1994				Conf of Grade for det (%)					
	mean	sd	no	90/10%ile	A	B	C	D	E	F
BOD	1.81	0.78	34	2.82	8	92	-	-	-	-
Amm	0.09	0.10	36	0.19	58	42	-	-	-	-
DO	86.12	9.16	25	74.38	-	92	8	-	-	-

Overall Conf of Grade (%)
 A B C D E F

-	92	8	-	-	-
---	----	---	---	---	---

Face Value Grade : B

	YEAR 1990				Conf of Grade for det (%)					
	mean	sd	no	90/10%ile	A	B	C	D	E	F
BOD	2.10	0.68	36	2.99	-	100	-	-	-	-
Amm	0.13	0.17	37	0.28	4	96	-	-	-	-
DO	91.00	9.58	36	78.72	25	75	-	-	-	-

Overall Conf of Grade (%)
 A B C D E F

-	100	-	-	-	-
---	-----	---	---	---	---

Face Value Grade : B

Sample Point No : 254006QSZ
 Name : TEES AT LOW HAIL BRIDGE

	YEAR 1994				Conf of Grade for det (%)					
	mean	sd	no	90/10%ile	A	B	C	D	E	F
BOD	2.20	1.34	30	3.86	-	58	42	-	-	-
Amm	0.13	0.10	31	0.25	7	93	-	-	-	-
DO	82.62	11.02	25	68.50	-	28	71	1	-	-

Overall Conf of Grade (%)
 A B C D E F

7	21	71	1	-	-
---	----	----	---	---	---

Face Value Grade : C

	YEAR 1990				Conf of Grade for det (%)					
	mean	sd	no	90/10%ile	A	B	C	D	E	F
BOD	0.00	0.00	0	0.00						
Amm	0.00	0.00	0	0.00						
DO	0.00	0.00	0	0.00						

Overall Conf of Grade (%)
 A B C D E F

--	--	--	--	--	--

Face Value Grade :

Sample Point No :254023QSZ
 Name :BILLINGHAM BECK AT WHITTON

	YEAR 1994				Conf of Grade for det (%)					
	mean	sd	no	90/10%ile	A	B	C	D	E	F
BOD	3.09	2.11	23	5.64	-	1	60	33	6	-
Amm	0.34	0.61	23	0.77	-	19	69	12	-	-
DO	85.56	19.96	18	59.98	-	3	47	38	12	-

Overall Conf of Grade(%)
 A B C D E F

- 27 23 38 12 -

Face Value Grade : D

	YEAR 1990				Conf of Grade for det (%)					
	mean	sd	no	90/10%ile	A	B	C	D	E	F
BOD	2.10	0.90	36	3.27	-	97	3	-	-	-
Amm	0.16	0.22	35	0.35	-	97	3	-	-	-
DO	89.00	17.95	36	66.00	-	13	76	11	-	-

Overall Conf of Grade(%)
 A B C D E F

- 13 76 11 - -

Face Value Grade : C

Sample Point No :254027QSZ
 Name :LEVEN AT BENSE BRIDGE

	YEAR 1994				Conf of Grade for det (%)					
	mean	sd	no	90/10%ile	A	B	C	D	E	F
BOD	2.98	1.82	35	5.23	-	1	81	18	-	-
Amm	0.22	0.25	35	0.47	-	84	16	-	-	-
DO	94.85	19.18	27	70.27	1	51	43	5	-	-

Overall Conf of Grade(%)
 A B C D E F

- 2 80 18 - -

Face Value Grade : C

	YEAR 1990				Conf of Grade for det (%)					
	mean	sd	no	90/10%ile	A	B	C	D	E	F
BOD	2.20	1.14	34	3.65	-	75	25	-	-	-
Amm	0.10	0.11	34	0.21	39	61	-	-	-	-
DO	91.00	11.26	34	76.57	7	91	2	-	-	-

Overall Conf of Grade(%)
 A B C D E F

- 75 25 - - -

Face Value Grade : B

Sample Point No :254504QSZ
 Name :KILTON BECK ABOVE WHITECLIFFE

	YEAR 1994				Conf of Grade for det (%)					
	mean	sd	no	90/10%ile	A	B	C	D	E	F
BOD	1.80	1.22	11	3.28	9	62	24	4	1	-
Amm	0.22	0.50	11	0.50	2	57	29	10	2	-
DO	103.00	9.41	12	90.94	98	2	-	-	-	-

Overall Conf of Grade(%)
 A B C D E F

-	59	29	10	2	-
---	----	----	----	---	---

Face Value Grade : B

	YEAR 1990				Conf of Grade for det (%)					
	mean	sd	no	90/10%ile	A	B	C	D	E	F
BOD	2.50	3.16	11	5.43	1	17	39	18	21	4
Amm	0.13	0.11	11	0.25	16	81	3	-	-	-
DO	102.00	7.27	11	92.68	100	-	-	-	-	-

Overall Conf of Grade(%)
 A B C D E F

-	18	39	18	21	4
---	----	----	----	----	---

Face Value Grade : C

Sample Point No :254518QSS
 Name :LEVEN ABOVE GREAT AYTON STW

	YEAR 1994				Conf of Grade for det (%)					
	mean	sd	no	90/10%ile	A	B	C	D	E	F
BOD	1.72	0.78	17	2.73	23	75	2	-	-	-
Amm	0.13	0.18	12	0.29	14	76	10	-	-	-
DO	95.23	17.73	13	72.51	9	52	30	8	1	-

Overall Conf of Grade(%)
 A B C D E F

-	61	30	8	1	-
---	----	----	---	---	---

Face Value Grade : B

	YEAR 1990				Conf of Grade for det (%)					
	mean	sd	no	90/10%ile	A	B	C	D	E	F
BOD	1.50	1.31	12	2.97	24	52	19	4	1	-
Amm	0.10	2.74	11	0.10	68	20	7	3	2	-
DO	104.00	20.88	12	77.24	34	39	20	6	1	-

Overall Conf of Grade(%)
 A B C D E F

20	52	20	6	2	-
----	----	----	---	---	---

Face Value Grade : B

Sample Point No :254519QSS
 Name :LEVEN AT WINLEY HILL FARM

	YEAR 1994				Conf of Grade for det (%)					
	mean	sd	no	90/10%ile	A	B	C	D	E	F
BOD	2.28	1.08	17	3.67	-	67	32	1	-	-
Amm	0.15	0.30	17	0.34	6	78	15	1	-	-
DO	94.85	16.75	13	73.38	10	55	29	6	-	-

Overall Conf of Grade(%)
 A B C D E F

-16	78	32	6	-	-
-----	----	----	---	---	---

Face Value Grade : B

	YEAR 1990				Conf of Grade for det (%)					
	mean	sd	no	90/10%ile	A	B	C	D	E	F
BOD	1.50	1.31	12	2.97	24	52	19	4	1	-
Amm	0.10	2.74	11	0.10	68	20	7	3	2	-
DO	104.00	20.88	12	77.24	34	39	20	6	1	-

Overall Conf of Grade(%)
 A B C D E F

20	52	20	6	2	-
----	----	----	---	---	---

Face Value Grade : B

Sample Point No :254524QSS
 Name :BISHOPTON BECK ABOVE BISHOPTON

	YEAR 1994				Conf of Grade for det (%)					
	mean	sd	no	90/10%ile	A	B	C	D	E	F
BOD	3.48	2.26	9	6.24	-	2	41	29	26	2
Amm	0.28	0.33	9	0.60	-	49	38	11	2	-
DO	74.33	21.02	9	47.39	-	-	5	32	60	3

Overall Conf of Grade(%)
 A B C D E F

-	-	-	37	60	3
---	---	---	----	----	---

Face Value Grade : E

	YEAR 1990				Conf of Grade for det (%)					
	mean	sd	no	90/10%ile	A	B	C	D	E	F
BOD	2.70	1.34	19	4.41	-	21	74	5	-	-
Amm	0.32	0.44	19	0.70	-	28	65	7	-	-
DO	96.00	21.14	19	68.91	2	40	43	14	1	-

Overall Conf of Grade(%)
 A B C D E F

2	9	74	14	1	-
---	---	----	----	---	---

Face Value Grade : C

Sample Point No :254566QSS
 Name :GREATHAM BECK AT A689 ROAD

	YEAR 1994				Conf of Grade for det (%)					
	mean	sd	no	90/10%ile	A	B	C	D	E	F
BOD	1.94	1.29	11	3.51	5	59	29	6	1	-
Amm	0.26	0.30	11	0.55	-	56	38	6	-	-
DO	80.40	26.39	10	46.58	-	1	7	28	58	6

Overall Conf of Grade(%)

A	B	C	D	E	F
-	-	-	36	58	6

Face Value Grade : E

	YEAR 1990				Conf of Grade for det (%)					
	mean	sd	no	90/10%ile	A	B	C	D	E	F
BOD	2.00	1.32	10	3.61	4	56	30	8	2	-
Amm	0.24	0.30	10	0.52	-	58	34	7	1	-
DO	69.00	16.86	10	47.39	-	-	1	31	67	1

Overall Conf of Grade(%)

A	B	C	D	E	F
-	-	-	32	67	1

Face Value Grade : E

Sample Point No :254591QSZ
 Name :SALTERGILL BECK AT B1264

	YEAR 1994				Conf of Grade for det (%)					
	mean	sd	no	90/10%ile	A	B	C	D	E	F
BOD	3.00	1.26	10	4.64	-	15	69	14	2	-
Amm	0.15	0.10	10	0.27	7	90	3	-	-	-
DO	87.00	15.77	10	66.79	1	27	47	20	5	-

Overall Conf of Grade(%)

A	B	C	D	E	F
-	6	69	20	5	-

Face Value Grade : C

	YEAR 1990				Conf of Grade for det (%)					
	mean	sd	no	90/10%ile	A	B	C	D	E	F
BOD	0.00	0.00	0	0.00						
Amm	0.00	0.00	0	0.00						
DO	0.00	0.00	0	0.00						

Overall Conf of Grade(%)

A	B	C	D	E	F

Face Value Grade :

Sample Point No : 254593QSZ
 Name : STAINSBY BECK AT A19

	YEAR 1994				Conf of Grade for det (%)					
	mean	sd	no	90/10%ile	A	B	C	D	E	F
BOD	2.25	1.39	22	3.97	-	52	46	2	-	-
Amm	0.27	0.40	22	0.60	-	49	48	3	-	-
DO	80.82	24.41	22	49.54	-	-	4	43	53	-

Overall Conf of Grade (%)
 A B C D E F

- - - 47 53 -

Face Value Grade : E

	YEAR 1990				Conf of Grade for det (%)					
	mean	sd	no	90/10%ile	A	B	C	D	E	F
BOD	5.50	2.62	11	8.86	-	-	-	24	73	3
Amm	0.51	0.52	12	1.05	-	2	65	29	4	-
DO	86.00	12.51	11	69.97	1	49	41	9	-	-

Overall Conf of Grade (%)
 A B C D E F

- - - 24 73 3

Face Value Grade : E

Sample Point No : 254594QSZ
 Name : POTTO BECK U/S R LEVEN

	YEAR 1994				Conf of Grade for det (%)					
	mean	sd	no	90/10%ile	A	B	C	D	E	F
BOD	1.90	1.50	25	3.64	-	65	33	2	-	-
Amm	0.25	0.52	25	0.57	-	55	42	3	-	-
DO	92.20	14.58	25	73.51	3	74	23	-	-	-

Overall Conf of Grade (%)
 A B C D E F

- 55 42 3 - -

Face Value Grade : B

	YEAR 1990				Conf of Grade for det (%)					
	mean	sd	no	90/10%ile	A	B	C	D	E	F
BOD	2.30	1.14	12	3.76	-	59	37	4	-	-
Amm	0.29	0.31	12	0.61	-	48	46	6	-	-
DO	100.00	16.73	10	78.56	40	38	18	4	-	-

Overall Conf of Grade (%)
 A B C D E F

41 8 45 6 - -

Face Value Grade : C

Sample Point No :256068QSZ
 Name :SKINNINGROVE BECK AT

	YEAR 1994				Conf of Grade for det (%)					
	mean	sd	no	90/10%ile	A	B	C	D	E	F
BOD	2.43	2.68	16	5.12	-	16	50	21	13	-
Amm	0.61	0.56	17	1.22	-	-	57	41	2	-
DO	94.07	14.84	15	75.05	12	64	22	2	-	-

Overall Conf of Grade(%)					
A	B	C	D	E	F
-	-	46	41	13	-

Face Value Grade : C

	YEAR 1990				Conf of Grade for det (%)					
	mean	sd	no	90/10%ile	A	B	C	D	E	F
BOD	2.50	3.16	11	5.43	1	17	39	18	21	4
Amm	0.13	0.11	11	0.25	16	81	3	-	-	-
DO	102.00	7.27	11	92.68	100	-	-	-	-	-

Overall Conf of Grade(%)					
A	B	C	D	E	F
-	18	39	18	21	4

Face Value Grade : C

Sample Point No :256097QSS
 Name :HOWL BECK 10M U/S GUISBOROUGH

	YEAR 1994				Conf of Grade for det (%)					
	mean	sd	no	90/10%ile	A	B	C	D	E	F
BOD	2.90	1.73	11	5.05	-	10	60	22	8	-
Amm	0.33	0.42	12	0.72	-	29	57	13	1	-
DO	84.00	22.98	12	54.55	-	2	21	41	36	-

Overall Conf of Grade(%)					
A	B	C	D	E	F
-	-	23	41	36	-

Face Value Grade : D

	YEAR 1990				Conf of Grade for det (%)					
	mean	sd	no	90/10%ile	A	B	C	D	E	F
BOD	1.90	1.85	31	3.88	1	55	41	3	-	-
Amm	0.20	2.94	31	0.27	28	60	11	1	-	-
DO	100.00	17.69	30	77.33	24	68	8	-	-	-

Overall Conf of Grade(%)					
A	B	C	D	E	F
-11	67	41	3	-	-

Face Value Grade : B

Sample Point No :256099QSS
 Name :HOWL BECK 200M D/S GUISBOROUGH

	YEAR 1994				Conf of Grade for det (%)					
	mean	sd	no	90/10%ile	A	B	C	D	E	F
BOD	6.70	3.67	12	11.33	-	-	-	1	82	17
Amm	0.89	0.47	12	1.49	-	-	20	77	3	-
DO	69.00	16.00	12	48.50	-	-	1	37	62	-

Overall Conf of Grade(%)
 A B C D E F

-	-	-	1	82	17
---	---	---	---	----	----

Face Value Grade : E

	YEAR 1990				Conf of Grade for det (%)					
	mean	sd	no	90/10%ile	A	B	C	D	E	F
BOD	11.40	1.82	31	13.80	-	-	-	-	96	4
Amm	2.70	1.66	31	4.75	-	-	-	-	100	-
DO	59.00	19.36	31	34.19	-	-	-	-	99	1

Overall Conf of Grade(%)
 A B C D E F

-	-	-	-	96	4
---	---	---	---	----	---

Face Value Grade : E

Sample Point No :256101QSS
 Name :HOWL BECK 800M D/S GUISBOROUGH

	YEAR 1994				Conf of Grade for det (%)					
	mean	sd	no	90/10%ile	A	B	C	D	E	F
BOD	5.30	3.68	12	9.73	-	-	1	16	72	11
Amm	0.82	0.47	12	1.41	-	-	32	65	3	-
DO	70.00	14.14	12	51.88	-	-	3	56	41	-

Overall Conf of Grade(%)
 A B C D E F

-	-	-	17	72	11
---	---	---	----	----	----

Face Value Grade : E

	YEAR 1990				Conf of Grade for det (%)					
	mean	sd	no	90/10%ile	A	B	C	D	E	F
BOD	2.20	1.23	26	3.75	-	65	35	-	-	-
Amm	0.33	0.45	26	0.73	-	21	75	4	-	-
DO	109.00	19.36	26	84.19	74	24	2	-	-	-

Overall Conf of Grade(%)
 A B C D E F

-	21	75	4	-	-
---	----	----	---	---	---

Face Value Grade : C

Sample Point No :256102QSS
 Name :SKELTON BECK AT TOCKETTS

	YEAR 1994				Conf of Grade for det (%)					
	mean	sd	no	90/10%ile	A	B	C	D	E	F
BOD	2.84	2.18	19	5.39	-	5	60	27	8	-
Amm	0.40	0.34	20	0.78	-	8	88	4	-	-
DO	76.00	12.80	9	59.60	-	1	45	39	15	-

Overall Conf of Grade(%)
 A B C D E F

-	15	31	39	15	-
---	----	----	----	----	---

Face Value Grade : D

	YEAR 1990				Conf of Grade for det (%)					
	mean	sd	no	90/10%ile	A	B	C	D	E	F
BOD	2.20	1.23	26	3.75	-	65	35	-	-	-
Amm	0.33	0.45	26	0.73	-	21	75	4	-	-
DO	109.00	19.36	26	84.19	74	24	2	-	-	-

Overall Conf of Grade(%)
 A B C D E F

-	21	75	4	-	-
---	----	----	---	---	---

Face Value Grade : C

Sample Point No :2900400
 Name :GYPSEY RACE AT WOLDGATE

	YEAR 1994				Conf of Grade for det (%)					
	mean	sd	no	90/10%ile	A	B	C	D	E	F
BOD	3.08	2.78	9	6.15	-	6	40	23	26	5
Amm	0.26	0.37	9	0.58	-	52	34	12	2	-
DO	101.68	40.26	9	50.08	2	7	16	25	35	15

Overall Conf of Grade(%)
 A B C D E F

-	-	25	25	35	15
---	---	----	----	----	----

Face Value Grade : D

	YEAR 1990				Conf of Grade for det (%)					
	mean	sd	no	90/10%ile	A	B	C	D	E	F
BOD	0.00	0.00	0	0.00						
Amm	0.00	0.00	0	0.00						
DO	0.00	0.00	0	0.00						

Overall Conf of Grade(%)
 A B C D E F

--	--	--	--	--	--

Face Value Grade :

Sample Point No :2900720
 Name :MURK ESK AT GROSMONT

	YEAR 1994				Conf of Grade for det (%)					
	mean	sd	no	90/10%ile	A	B	C	D	E	F
BOD	1.31	0.69	33	2.19	83	17	-	-	-	-
Amm	0.10	0.23	33	0.23	32	67	1	-	-	-
DO	101.96	11.62	32	87.07	98	2	-	-	-	-

Overall Conf of Grade(%)					
A	B	C	D	E	F
32	67	1	-	-	-

Face Value Grade : B

	YEAR 1990				Conf of Grade for det (%)					
	mean	sd	no	90/10%ile	A	B	C	D	E	F
BOD	1.40	0.73	38	2.33	71	29	-	-	-	-
Amm	0.06	0.05	38	0.12	100	-	-	-	-	-
DO	100.70	7.82	38	90.68	100	-	-	-	-	-

Overall Conf of Grade(%)					
A	B	C	D	E	F
71	29	-	-	-	-

Face Value Grade : A

Sample Point No :2901070
 Name :RIVER ESK AT GROSMONT (UPSTREAM MURK ESK)

	YEAR 1994				Conf of Grade for det (%)					
	mean	sd	no	90/10%ile	A	B	C	D	E	F
BOD	1.38	0.69	33	2.26	77	23	-	-	-	-
Amm	0.07	0.06	33	0.14	96	4	-	-	-	-
DO	102.29	7.62	32	92.52	100	-	-	-	-	-

Overall Conf of Grade(%)					
A	B	C	D	E	F
77	23	-	-	-	-

Face Value Grade : A

	YEAR 1990				Conf of Grade for det (%)					
	mean	sd	no	90/10%ile	A	B	C	D	E	F
BOD	1.45	0.52	38	2.13	96	4	-	-	-	-
Amm	0.06	0.05	38	0.12	100	-	-	-	-	-
DO	99.54	7.67	37	89.71	100	-	-	-	-	-

Overall Conf of Grade(%)					
A	B	C	D	E	F
96	4	-	-	-	-

Face Value Grade : A

Sample Point No :2901080
 Name :RIVER ESK AT RUSWARP

	YEAR 1994				Conf of Grade for det (%)					
	mean	sd	no	90/10%ile	A	B	C	D	E	F
BOD	1.50	0.65	88	2.34	84	16	-	-	-	-
Amm	0.09	0.09	95	0.18	73	27	-	-	-	-
DO	96.99	10.08	85	84.07	99	1	-	-	-	-

Overall Conf of Grade(%)
 A B C D E F

73	27	-	-	-	-
----	----	---	---	---	---

Face Value Grade : A

	YEAR 1990				Conf of Grade for det (%)					
	mean	sd	no	90/10%ile	A	B	C	D	E	F
BOD	1.33	0.70	30	2.22	79	21	-	-	-	-
Amm	0.11	0.10	30	0.22	28	72	-	-	-	-
DO	90.74	11.29	27	76.27	7	89	4	-	-	-

Overall Conf of Grade(%)
 A B C D E F

7	89	4	-	-	-
---	----	---	---	---	---

Face Value Grade : B

Sample Point No :2910645
 Name :MARKET WEIGHTON CANAL AT DUCKNEST BRIDGE

	YEAR 1994				Conf of Grade for det (%)					
	mean	sd	no	90/10%ile	A	B	C	D	E	F
BOD	2.53	1.31	36	4.20	-	31	69	-	-	-
Amm	0.92	1.16	36	2.00	-	-	1	79	20	-
DO	89.46	15.85	33	69.15	-	40	58	2	-	-

Overall Conf of Grade(%)
 A B C D E F

-	-	1	79	20	-
---	---	---	----	----	---

Face Value Grade : D

	YEAR 1990				Conf of Grade for det (%)					
	mean	sd	no	90/10%ile	A	B	C	D	E	F
BOD	3.65	2.46	14	6.63	-	-	29	44	27	-
Amm	1.63	1.43	14	3.23	-	-	-	13	87	-
DO	87.29	13.58	14	69.89	1	48	44	7	-	-

Overall Conf of Grade(%)
 A B C D E F

-	-	-	13	87	-
---	---	---	----	----	---

Face Value Grade : E

Sample Point No :2910710
 Name :MILL BECK AT BOW BRIDGE

	YEAR 1994				Conf of Grade for det (%)					
	mean	sd	no	90/10%ile	A	B	C	D	E	F
BOD	1.96	0.46	19	2.57	33	67	-	-	-	-
Amm	0.18	0.19	19	0.38	-	91	9	-	-	-
DO	113.01	14.95	19	93.85	99	1	-	-	-	-

Overall Conf of Grade(%)

A	B	C	D	E	F
-	91	9	-	-	-

Face Value Grade : B

	YEAR 1990				Conf of Grade for det (%)					
	mean	sd	no	90/10%ile	A	B	C	D	E	F
BOD	2.15	1.50	17	3.95	-	51	42	6	1	-
Amm	0.84	1.03	17	1.81	-	-	10	68	22	-
DO	104.20	18.47	17	80.53	52	38	9	1	-	-

Overall Conf of Grade(%)

A	B	C	D	E	F
-	-	11	67	22	-

Face Value Grade : D

Sample Point No :2910900
 Name :RIVER BURN AT HEALEY SAWMILL MILLRACE (UPSTREAM O

	YEAR 1994				Conf of Grade for det (%)					
	mean	sd	no	90/10%ile	A	B	C	D	E	F
BOD	1.26	0.46	37	1.86	100	-	-	-	-	-
Amm	0.03	0.02	37	0.05	100	-	-	-	-	-
DO	98.30	4.16	33	92.97	100	-	-	-	-	-

Overall Conf of Grade(%)

A	B	C	D	E	F
100	-	-	-	-	-

Face Value Grade : A

	YEAR 1990				Conf of Grade for det (%)					
	mean	sd	no	90/10%ile	A	B	C	D	E	F
BOD	1.22	0.52	18	1.89	95	5	-	-	-	-
Amm	0.04	0.03	18	0.08	100	-	-	-	-	-
DO	96.06	4.75	17	89.97	100	-	-	-	-	-

Overall Conf of Grade(%)

A	B	C	D	E	F
95	5	-	-	-	-

Face Value Grade : A

Sample Point No : 2910910
 Name : RIVER BURN AT MASHAM (BADGER LANE BRIDGE)

	YEAR 1994				Conf of Grade for det (%)					
	mean	sd	no	90/10%ile	A	B	C	D	E	F
BOD	1.72	1.00	37	2.97	5	93	2	-	-	-
Amm	0.06	0.05	37	0.12	100	-	-	-	-	-
DO	99.47	6.01	34	91.77	100	-	-	-	-	-

Overall Conf of Grade (%)

A	B	C	D	E	F
5	93	2	-	-	-

Face Value Grade : B

	YEAR 1990				Conf of Grade for det (%)					
	mean	sd	no	90/10%ile	A	B	C	D	E	F
BOD	1.57	1.28	34	3.04	9	83	8	-	-	-
Amm	0.08	0.13	35	0.18	63	37	-	-	-	-
DO	97.32	6.55	34	88.93	100	-	-	-	-	-

Overall Conf of Grade (%)

A	B	C	D	E	F
9	83	8	-	-	-

Face Value Grade : B

Sample Point No : 2910920
 Name : RIVER COVER AT COVER BRIDGE.

	YEAR 1994				Conf of Grade for det (%)					
	mean	sd	no	90/10%ile	A	B	C	D	E	F
BOD	1.60	1.03	37	2.86	12	86	2	-	-	-
Amm	0.04	0.02	37	0.07	100	-	-	-	-	-
DO	99.02	4.26	35	93.56	100	-	-	-	-	-

Overall Conf of Grade (%)

A	B	C	D	E	F
12	86	2	-	-	-

Face Value Grade : B

	YEAR 1990				Conf of Grade for det (%)					
	mean	sd	no	90/10%ile	A	B	C	D	E	F
BOD	1.31	0.61	34	2.10	92	8	-	-	-	-
Amm	0.04	0.04	35	0.08	100	-	-	-	-	-
DO	95.68	6.60	34	87.22	100	-	-	-	-	-

Overall Conf of Grade (%)

A	B	C	D	E	F
92	8	-	-	-	-

Face Value Grade : A

Sample Point No :2911110
 Name :RIVER FOSS AT CASTLE MILL LOCK

	YEAR 1994				Conf of Grade for det (%)					
	mean	sd	no	90/10%ile	A	B	C	D	E	F
BOD	2.06	1.17	38	3.53	-	82	18	-	-	-
Amm	0.24	0.18	38	0.45	-	95	5	-	-	-
DO	73.06	21.70	35	45.25	-	-	-	14	86	-

Overall Conf of Grade(%)
 A B C D E F

-	-	-	14	86	-
---	---	---	----	----	---

Face Value Grade : E

	YEAR 1990				Conf of Grade for det (%)					
	mean	sd	no	90/10%ile	A	B	C	D	E	F
BOD	2.50	1.21	34	4.05	-	45	55	-	-	-
Amm	0.30	0.23	35	0.57	-	61	39	-	-	-
DO	69.15	25.66	27	36.27	-	-	-	1	97	2

Overall Conf of Grade(%)
 A B C D E F

-	-	-	1	97	2
---	---	---	---	----	---

Face Value Grade : E

Sample Point No :2911115
 Name :RIVER FOSS AT HUNTINGTON CHURCH

	YEAR 1994				Conf of Grade for det (%)					
	mean	sd	no	90/10%ile	A	B	C	D	E	F
BOD	1.81	0.83	37	2.88	5	95	-	-	-	-
Amm	0.34	0.29	37	0.67	-	23	77	-	-	-
DO	75.06	25.89	35	41.88	-	-	-	6	94	-

Overall Conf of Grade(%)
 A B C D E F

-	-	-	6	94	-
---	---	---	---	----	---

Face Value Grade : E

	YEAR 1990				Conf of Grade for det (%)					
	mean	sd	no	90/10%ile	A	B	C	D	E	F
BOD	9.87	27.63	22	22.02	-	-	-	-	14	86
Amm	0.62	0.71	23	1.32	-	-	47	50	3	-
DO	93.27	23.18	22	63.56	-	13	53	28	6	-

Overall Conf of Grade(%)
 A B C D E F

-	-	-	-	15	85
---	---	---	---	----	----

Face Value Grade : F

Sample Point No : 2911120
 Name : RIVER FOSS AT STEAD S TANNERY (BELOW S. WKS)

	YEAR 1994				Conf of Grade for det (%)					
	mean	sd	no	90/10%ile	A	B	C	D	E	F
BOD	3.04	3.66	38	6.53	-	-	32	47	21	-
Amm	0.76	0.95	38	1.65	-	-	10	85	5	-
DO	65.44	28.55	34	28.85	-	-	-	-	87	13

Overall Conf of Grade (%)

A	B	C	D	E	F
-	-	-	-	87	13

Face Value Grade : E

	YEAR 1990				Conf of Grade for det (%)					
	mean	sd	no	90/10%ile	A	B	C	D	E	F
BOD	3.21	1.67	34	5.33	-	-	80	19	-	1
Amm	1.02	0.69	35	1.86	-	-	-	96	4	-
DO	62.93	34.97	27	18.11	-	-	-	-	41	59

Overall Conf of Grade (%)

A	B	C	D	E	F
-	-	-	-	41	59

Face Value Grade : F

Sample Point No : 2911130
 Name : RIVER FOSS AT WEST LILLING

	YEAR 1994				Conf of Grade for det (%)					
	mean	sd	no	90/10%ile	A	B	C	D	E	F
BOD	2.09	0.62	38	2.91	-	100	-	-	-	-
Amm	0.12	0.12	38	0.25	10	90	-	-	-	-
DO	99.03	24.16	36	68.07	1	34	55	10	-	-

Overall Conf of Grade (%)

A	B	C	D	E	F
11	23	56	10	-	-

Face Value Grade : C

	YEAR 1990				Conf of Grade for det (%)					
	mean	sd	no	90/10%ile	A	B	C	D	E	F
BOD	2.65	1.60	34	4.63	-	10	85	5	-	-
Amm	0.33	0.46	35	0.73	-	18	80	2	-	-
DO	95.52	21.17	27	68.39	1	36	52	11	-	-

Overall Conf of Grade (%)

A	B	C	D	E	F
1	3	85	11	-	-

Face Value Grade : C

Sample Point No :2911150
 Name :RIVER FOSS AT YEARSLEY BRIDGE (BELOW ROWNTREES)

	YEAR 1994				Conf of Grade for det (%)					
	mean	sd	no	90/10%ile	A	B	C	D	E	F
BOD	1.99	0.97	38	3.23	-	96	4	-	-	-
Amm	0.28	0.25	38	0.56	-	64	36	-	-	-
DO	68.75	19.83	36	43.34	-	-	-	5	95	-

Overall Conf of Grade(%)					
A	B	C	D	E	F
-	-	-	5	95	-

Face Value Grade : E

	YEAR 1990				Conf of Grade for det (%)					
	mean	sd	no	90/10%ile	A	B	C	D	E	F
BOD	2.09	0.93	33	3.29	-	95	5	-	-	-
Amm	0.35	0.30	34	0.69	-	18	82	-	-	-
DO	74.35	17.37	26	52.09	-	-	2	62	36	-

Overall Conf of Grade(%)					
A	B	C	D	E	F
-	-	2	62	36	-

Face Value Grade : D

Sample Point No :2911180
 Name :RIVER FOULNESS AT MAJOR BRIDGE

	YEAR 1994				Conf of Grade for det (%)					
	mean	sd	no	90/10%ile	A	B	C	D	E	F
BOD	1.86	1.16	37	3.29	1	89	10	-	-	-
Amm	1.13	0.92	37	2.19	-	-	-	76	24	-
DO	87.09	15.69	34	66.98	-	17	77	6	-	-

Overall Conf of Grade(%)					
A	B	C	D	E	F
-	-	-	76	24	-

Face Value Grade : D

	YEAR 1990				Conf of Grade for det (%)					
	mean	sd	no	90/10%ile	A	B	C	D	E	F
BOD	0.00	0.00	0	0.00						
Amm	0.00	0.00	0	0.00						
DO	0.00	0.00	0	0.00						

Overall Conf of Grade(%)					
A	B	C	D	E	F

Face Value Grade :

Sample Point No :2911210
 Name :RIVER FOULNESS AT FORD (HASHOLME)

	YEAR 1994				Conf of Grade for det (%)					
	mean	sd	no	90/10%ile	A	B	C	D	E	F
BOD	2.16	1.62	41	4.07	-	45	54	1	-	-
Amm	1.23	1.72	41	2.72	-	-	-	34	66	-
DO	85.75	30.20	40	47.05	-	-	1	29	70	-

Overall Conf of Grade (%)
 A B C D E F

-	-	-	30	70	-
---	---	---	----	----	---

Face Value Grade : E

	YEAR 1990				Conf of Grade for det (%)					
	mean	sd	no	90/10%ile	A	B	C	D	E	F
BOD	2.26	1.40	14	3.99	-	50	42	7	1	-
Amm	0.71	0.65	14	1.42	-	-	34	58	8	-
DO	84.29	21.15	14	57.19	-	2	31	42	25	-

Overall Conf of Grade (%)
 A B C D E F

-	-	17	58	25	-
---	---	----	----	----	---

Face Value Grade : D

Sample Point No :2911280
 Name :RIVER KYLE AT NEWTON ON OUSE

	YEAR 1994				Conf of Grade for det (%)					
	mean	sd	no	90/10%ile	A	B	C	D	E	F
BOD	1.74	0.57	34	2.49	52	48	-	-	-	-
Amm	0.16	0.15	33	0.32	-	100	-	-	-	-
DO	91.25	19.07	32	66.81	-	21	68	11	-	-

Overall Conf of Grade (%)
 A B C D E F

-	21	68	11	-	-
---	----	----	----	---	---

Face Value Grade : C

	YEAR 1990				Conf of Grade for det (%)					
	mean	sd	no	90/10%ile	A	B	C	D	E	F
BOD	2.11	1.19	30	3.60	-	74	25	1	-	-
Amm	0.22	0.21	31	0.45	-	89	11	-	-	-
DO	79.38	15.56	24	59.44	-	-	44	52	4	-

Overall Conf of Grade (%)
 A B C D E F

-	-	44	52	4	-
---	---	----	----	---	---

Face Value Grade : D

Sample Point No :2911440
 Name :RIVER OUSE AT NABURN LOCK

	YEAR 1994				Conf of Grade for det (%)					
	mean	sd	no	90/10%ile	A	B	C	D	E	F
BOD	2.24	0.70	140	3.16	-	100	-	-	-	-
Amm	0.31	0.20	141	0.55	-	86	14	-	-	-
DO	89.55	10.55	128	76.03	-	100	-	-	-	-

Overall Conf of Grade(%)
 A B C D E F

-	86	14	-	-	-
---	----	----	---	---	---

Face Value Grade : B

	YEAR 1990				Conf of Grade for det (%)					
	mean	sd	no	90/10%ile	A	B	C	D	E	F
BOD	2.12	0.75	30	3.10	-	99	1	-	-	-
Amm	0.46	0.29	31	0.82	-	1	99	-	-	-
DO	88.04	13.16	28	71.17	-	61	39	-	-	-

Overall Conf of Grade(%)
 A B C D E F

-	-	100	-	-	-
---	---	-----	---	---	---

Face Value Grade : C

Sample Point No :2911450
 Name :RIVER OUSE AT NETHER POPPLETON (SKELTON)

	YEAR 1994				Conf of Grade for det (%)					
	mean	sd	no	90/10%ile	A	B	C	D	E	F
BOD	1.90	0.76	139	2.89	-	100	-	-	-	-
Amm	0.09	0.08	141	0.18	88	12	-	-	-	-
DO	95.93	10.65	132	82.28	95	5	-	-	-	-

Overall Conf of Grade(%)
 A B C D E F

-	100	-	-	-	-
---	-----	---	---	---	---

Face Value Grade : B

	YEAR 1990				Conf of Grade for det (%)					
	mean	sd	no	90/10%ile	A	B	C	D	E	F
BOD	1.65	0.73	30	2.59	34	66	-	-	-	-
Amm	0.12	0.09	31	0.23	19	81	-	-	-	-
DO	94.00	12.25	28	78.30	26	72	2	-	-	-

Overall Conf of Grade(%)
 A B C D E F

17	81	2	-	-	-
----	----	---	---	---	---

Face Value Grade : B

Sample Point No :2911460
 Name :RIVER OUSE AT SCARBOROUGH RAIL BRIDGE, YORK

	YEAR 1994				Conf of Grade for det (%)					
	mean	sd	no	90/10%ile	A	B	C	D	E	F
BOD	1.93	0.68	36	2.82	4	96	-	-	-	-
Amm	0.15	0.11	37	0.28	-	100	-	-	-	-
DO	94.27	10.01	37	81.44	71	29	-	-	-	-

Overall Conf of Grade(%)
 A B C D E F

-	100	-	-	-	-
---	-----	---	---	---	---

Face Value Grade : B

	YEAR 1990				Conf of Grade for det (%)					
	mean	sd	no	90/10%ile	A	B	C	D	E	F
BOD	2.06	0.96	34	3.30	-	94	6	-	-	-
Amm	0.13	0.14	35	0.27	4	96	-	-	-	-
DO	94.38	8.91	24	82.96	83	17	-	-	-	-

Overall Conf of Grade(%)
 A B C D E F

-	94	6	-	-	-
---	----	---	---	---	---

Face Value Grade : B

Sample Point No :2911550
 Name :RIVER SKELL AT WOODBRIDGE, RIPON

	YEAR 1994				Conf of Grade for det (%)					
	mean	sd	no	90/10%ile	A	B	C	D	E	F
BOD	1.88	1.11	37	3.26	1	91	8	-	-	-
Amm	0.07	0.10	37	0.16	82	18	-	-	-	-
DO	101.99	6.80	34	93.28	100	-	-	-	-	-

Overall Conf of Grade(%)
 A B C D E F

1	91	8	-	-	-
---	----	---	---	---	---

Face Value Grade : B

	YEAR 1990				Conf of Grade for det (%)					
	mean	sd	no	90/10%ile	A	B	C	D	E	F
BOD	1.46	0.77	34	2.44	57	43	-	-	-	-
Amm	0.07	0.09	35	0.15	84	16	-	-	-	-
DO	97.50	8.70	34	86.35	100	-	-	-	-	-

Overall Conf of Grade(%)
 A B C D E F

57	43	-	-	-	-
----	----	---	---	---	---

Face Value Grade : A

Sample Point No :2911660
 Name :RIVER URE AT ALDWARKE BRIDGE

	YEAR 1994				Conf of Grade for det (%)					
	mean	sd	no	90/10%ile	A	B	C	D	E	F
BOD	1.88	0.78	67	2.89	1	99	-	-	-	-
Amm	0.07	0.06	68	0.14	100	-	-	-	-	-
DO	97.24	10.45	63	83.85	97	3	-	-	-	-

Overall Conf of Grade(%)

A	B	C	D	E	F
1	99	-	-	-	-

Face Value Grade : B

	YEAR 1990				Conf of Grade for det (%)					
	mean	sd	no	90/10%ile	A	B	C	D	E	F
BOD	2.05	0.93	69	3.25	-	100	-	-	-	-
Amm	0.10	0.08	70	0.19	62	38	-	-	-	-
DO	92.86	11.00	56	78.76	24	76	-	-	-	-

Overall Conf of Grade(%)

A	B	C	D	E	F
-	100	-	-	-	-

Face Value Grade : B

Sample Point No :2911670
 Name :RIVER URE AT BOROUGHBIDGE

	YEAR 1994				Conf of Grade for det (%)					
	mean	sd	no	90/10%ile	A	B	C	D	E	F
BOD	2.10	1.24	37	3.64	-	74	26	-	-	-
Amm	0.07	0.07	37	0.14	93	7	-	-	-	-
DO	95.86	15.18	35	76.41	12	82	6	-	-	-

Overall Conf of Grade(%)

A	B	C	D	E	F
-	74	26	-	-	-

Face Value Grade : B

	YEAR 1990				Conf of Grade for det (%)					
	mean	sd	no	90/10%ile	A	B	C	D	E	F
BOD	2.34	2.21	34	4.73	-	15	71	13	1	-
Amm	0.10	0.09	35	0.20	51	49	-	-	-	-
DO	95.18	11.57	34	80.35	54	46	-	-	-	-

Overall Conf of Grade(%)

A	B	C	D	E	F
-	15	71	13	1	-

Face Value Grade : C

Sample Point No :2911680
 Name :RIVER URE AT HEWICK BRIDGE

	YEAR 1994				Conf of Grade for det (%)					
	mean	sd	no	90/10%ile	A	B	C	D	E	F
BOD	1.83	0.72	37	2.77	8	92	-	-	-	-
Amm	0.10	0.09	36	0.20	51	49	-	-	-	-
DO	100.37	8.89	37	88.98	100	-	-	-	-	-

Overall Conf of Grade(%)					
A	B	C	D	E	F
8	92	-	-	-	-

Face Value Grade : B

	YEAR 1990				Conf of Grade for det (%)					
	mean	sd	no	90/10%ile	A	B	C	D	E	F
BOD	1.72	0.82	34	2.77	13	87	-	-	-	-
Amm	0.10	0.08	35	0.19	58	42	-	-	-	-
DO	98.53	9.20	34	86.74	100	-	-	-	-	-

Overall Conf of Grade(%)					
A	B	C	D	E	F
13	87	-	-	-	-

Face Value Grade : B

Sample Point No :2911690
 Name :RIVER URE AT WENSLEY BRIDGE.

	YEAR 1994				Conf of Grade for det (%)					
	mean	sd	no	90/10%ile	A	B	C	D	E	F
BOD	1.82	0.82	37	2.88	5	95	-	-	-	-
Amm	0.05	0.09	37	0.11	96	4	-	-	-	-
DO	105.01	12.78	36	88.63	99	1	-	-	-	-

Overall Conf of Grade(%)					
A	B	C	D	E	F
5	95	-	-	-	-

Face Value Grade : B

	YEAR 1990				Conf of Grade for det (%)					
	mean	sd	no	90/10%ile	A	B	C	D	E	F
BOD	1.57	1.05	34	2.84	15	83	2	-	-	-
Amm	0.06	0.19	35	0.13	84	16	-	-	-	-
DO	99.88	9.58	34	87.60	100	-	-	-	-	-

Overall Conf of Grade(%)					
A	B	C	D	E	F
15	83	2	-	-	-

Face Value Grade : B

Sample Point No : 2911700
 Name : RIVER URE AT WEST TANFIELD.

	YEAR 1994				Conf of Grade for det (%)					
	mean	sd	no	90/10%ile	A	B	C	D	E	F
BOD	1.74	0.62	37	2.55	38	62	-	-	-	-
Amm	0.06	0.07	37	0.13	97	3	-	-	-	-
DO	102.79	8.26	35	92.20	100	-	-	-	-	-

Overall Conf of Grade (%)
 A B C D E F

38 62 - - - -

Face Value Grade : B

	YEAR 1990				Conf of Grade for det (%)					
	mean	sd	no	90/10%ile	A	B	C	D	E	F
BOD	1.69	0.95	34	2.88	9	90	1	-	-	-
Amm	0.03	0.03	35	0.06	100	-	-	-	-	-
DO	101.20	9.45	34	89.09	100	-	-	-	-	-

Overall Conf of Grade (%)
 A B C D E F

9 90 1 - - -

Face Value Grade : B

Sample Point No : 2920080
 Name : ARRAN BECK AT ARRAN

	YEAR 1994				Conf of Grade for det (%)					
	mean	sd	no	90/10%ile	A	B	C	D	E	F
BOD	1.96	0.86	32	3.07	1	98	1	-	-	-
Amm	0.34	0.65	32	0.77	-	17	76	7	-	-
DO	105.71	35.75	34	59.89	-	8	41	35	16	-

Overall Conf of Grade (%)
 A B C D E F

- - 49 35 16 -

Face Value Grade : D

	YEAR 1990				Conf of Grade for det (%)					
	mean	sd	no	90/10%ile	A	B	C	D	E	F
BOD	2.94	1.84	19	5.21	-	4	69	24	3	-
Amm	1.04	1.17	19	2.20	-	-	1	63	36	-
DO	88.18	18.53	17	64.43	-	14	57	25	4	-

Overall Conf of Grade (%)
 A B C D E F

- - 2 62 36 -

Face Value Grade : D

Sample Point No : 2920100
 Name : BARMSTON DRAIN AT A165 ROAD BRIDGE

	YEAR 1994				Conf of Grade for det (%)					
	mean	sd	no	90/10%ile	A	B	C	D	E	F
BOD	2.37	1.04	31	3.72	-	72	28	-	-	-
Amm	0.70	0.62	31	1.39	-	-	34	66	-	-
DO	101.36	33.02	31	59.04	-	5	39	38	18	-

Overall Conf of Grade (%)
 A B C D E F

-	-	16	66	18	-
---	---	----	----	----	---

Face Value Grade : D

	YEAR 1990				Conf of Grade for det (%)					
	mean	sd	no	90/10%ile	A	B	C	D	E	F
BOD	2.92	1.44	12	4.76	-	12	69	17	2	-
Amm	2.96	4.39	12	6.59	-	-	-	-	70	30
DO	82.67	22.66	12	53.63	-	1	18	42	39	-

Overall Conf of Grade (%)
 A B C D E F

-	-	-	1	69	30
---	---	---	---	----	----

Face Value Grade : E

Sample Point No : 2920120
 Name : BEVERLEY AND BARNSTON DRAIN AT CLOUGH ROAD

	YEAR 1994				Conf of Grade for det (%)					
	mean	sd	no	90/10%ile	A	B	C	D	E	F
BOD	2.01	1.29	37	3.59	-	76	24	-	-	-
Amm	0.21	0.22	38	0.44	-	92	8	-	-	-
DO	80.47	30.03	34	41.99	-	-	-	9	91	-

Overall Conf of Grade (%)
 A B C D E F

-	-	-	10	90	-
---	---	---	----	----	---

Face Value Grade : E

	YEAR 1990				Conf of Grade for det (%)					
	mean	sd	no	90/10%ile	A	B	C	D	E	F
BOD	3.58	4.02	17	7.58	-	1	17	38	40	4
Amm	0.17	0.22	17	0.37	1	85	13	-	1	-
DO	99.41	43.00	17	44.30	-	1	8	22	59	10

Overall Conf of Grade (%)
 A B C D E F

-	-	-	31	59	10
---	---	---	----	----	----

Face Value Grade : E

Sample Point No :2920130
 Name :BEVERLEY BECK AT THE OVERFLOW TO RIVER HULL

	YEAR 1994				Conf of Grade for det (%)					
	mean	sd	no	90/10%ile	A	B	C	D	E	F
BOD	4.90	3.28	36	8.88	-	-	-	19	81	-
Amm	0.33	0.50	36	0.74	-	17	80	3	-	-
DO	110.92	46.20	34	51.71	-	2	16	36	45	1

Overall Conf of Grade(%)
 A B C D E F

- - - 18 81 1

Face Value Grade : E

	YEAR 1990				Conf of Grade for det (%)					
	mean	sd	no	90/10%ile	A	B	C	D	E	F
BOD	4.07	3.20	17	7.78	-	-	8	45	45	2
Amm	0.49	0.54	17	1.03	-	1	71	27	1	-
DO	98.38	34.60	16	54.04	-	5	22	33	38	2

Overall Conf of Grade(%)
 A B C D E F

- 6 2 45 45 2

Face Value Grade : D

Sample Point No :2920170
 Name :BURSTWICK DRAIN AT HEDON

	YEAR 1994				Conf of Grade for det (%)					
	mean	sd	no	90/10%ile	A	B	C	D	E	F
BOD	4.48	3.76	18	8.75	-	-	2	30	64	4
Amm	0.76	0.72	18	1.54	-	-	22	71	7	-
DO	94.53	33.06	18	52.16	-	2	17	37	43	1

Overall Conf of Grade(%)
 A B C D E F

- - - 32 64 4

Face Value Grade : E

	YEAR 1990				Conf of Grade for det (%)					
	mean	sd	no	90/10%ile	A	B	C	D	E	F
BOD	3.80	1.27	12	5.47	-	-	69	29	2	-
Amm	1.42	1.28	12	2.83	-	-	-	31	69	-
DO	78.17	18.80	12	54.08	-	-	16	49	35	-

Overall Conf of Grade(%)
 A B C D E F

- - - 31 69 -

Face Value Grade : E

Sample Point No :2920305
 Name :DRIFFIELD CANAL AT CANAL HEAD

	YEAR 1994				Conf of Grade for det (%)					
	mean	sd	no	90/10%ile	A	B	C	D	E	F
BOD	1.57	1.53	81	3.20	1	94	5	-	-	-
Amm	0.05	0.11	81	0.11	99	1	-	-	-	-
DO	95.75	15.76	81	75.55	2	96	2	-	-	-

Overall Conf of Grade(%)
 A B C D E F

-	95	5	-	-	-
---	----	---	---	---	---

Face Value Grade : B

	YEAR 1990				Conf of Grade for det (%)					
	mean	sd	no	90/10%ile	A	B	C	D	E	F
BOD	1.45	0.73	47	2.38	67	33	-	-	-	-
Amm	0.07	0.11	47	0.16	83	17	-	-	-	-
DO	95.76	10.64	46	82.12	80	20	-	-	-	-

Overall Conf of Grade(%)
 A B C D E F

67	33	-	-	-	-
----	----	---	---	---	---

Face Value Grade : A

Sample Point No :2920320
 Name :DRIFFIELD CANAL INTAKE FOR WANSFORD NEW TROUT FARM

	YEAR 1994				Conf of Grade for det (%)					
	mean	sd	no	90/10%ile	A	B	C	D	E	F
BOD	1.49	0.51	69	2.16	99	1	-	-	-	-
Amm	0.11	0.12	70	0.23	13	87	-	-	-	-
DO	92.29	19.44	65	67.38	-	19	79	2	-	-

Overall Conf of Grade(%)
 A B C D E F

-	19	79	2	-	-
---	----	----	---	---	---

Face Value Grade : C

	YEAR 1990				Conf of Grade for det (%)					
	mean	sd	no	90/10%ile	A	B	C	D	E	F
BOD	1.99	0.98	25	3.24	1	90	9	-	-	-
Amm	0.17	0.15	25	0.34	-	99	1	-	-	-
DO	86.61	14.61	23	67.89	-	27	67	6	-	-

Overall Conf of Grade(%)
 A B C D E F

1	26	67	6	-	-
---	----	----	---	---	---

Face Value Grade : C

Sample Point No :2920325
 Name :DRIFFIELD CANAL AT WHINEHILL LOCK

	YEAR 1994				Conf of Grade for det (%)					
	mean	sd	no	90/10%ile	A	B	C	D	E	F
BOD	2.10	0.79	33	3.13	-	99	1	-	-	-
Amm	0.22	0.19	33	0.43	-	94	6	-	-	-
DO	75.82	22.20	34	47.37	-	-	-	28	72	-

Overall Conf of Grade(%)
 A B C D E F

-	-	-	28	72	-
---	---	---	----	----	---

Face Value Grade : E

	YEAR 1990				Conf of Grade for det (%)					
	mean	sd	no	90/10%ile	A	B	C	D	E	F
BOD	2.37	1.16	12	3.86	-	55	40	4	1	-
Amm	0.41	0.49	12	0.88	-	10	67	21	2	-
DO	80.91	24.87	11	49.04	-	-	9	36	52	3

Overall Conf of Grade(%)
 A B C D E F

-	-	-	45	52	3
---	---	---	----	----	---

Face Value Grade : E

Sample Point No :2920335
 Name :DRIFFIELD CANAL DOWNSTREAM OF WANSFORD NEW TROUT F

	YEAR 1994				Conf of Grade for det (%)					
	mean	sd	no	90/10%ile	A	B	C	D	E	F
BOD	2.03	0.67	73	2.91	-	100	-	-	-	-
Amm	0.36	0.17	74	0.58	-	68	32	-	-	-
DO	67.67	22.44	66	38.91	-	-	-	-	100	-

Overall Conf of Grade(%)
 A B C D E F

-	-	-	-	100	-
---	---	---	---	-----	---

Face Value Grade : E

	YEAR 1990				Conf of Grade for det (%)					
	mean	sd	no	90/10%ile	A	B	C	D	E	F
BOD	0.00	0.00	0	0.00						
Amm	0.00	0.00	0	0.00						
DO	0.00	0.00	0	0.00						

Overall Conf of Grade(%)
 A B C D E F

--	--	--	--	--	--

Face Value Grade :

Sample Point No :2920365
 Name :WEST BECK UPSTREAM OF POUNDSWORTH TROUT FARM

	YEAR 1994				Conf of Grade for det (%)					
	mean	sd	no	90/10%ile	A	B	C	D	E	F
BOD	1.25	0.54	36	1.95	99	1	-	-	-	-
Amm	0.08	0.07	37	0.16	88	12	-	-	-	-
DO	100.52	18.07	31	77.36	25	67	8	-	-	-

Overall Conf of Grade(%)
 A B C D E F

25	67	8	-	-	-
----	----	---	---	---	---

Face Value Grade : B

	YEAR 1990				Conf of Grade for det (%)					
	mean	sd	no	90/10%ile	A	B	C	D	E	F
BOD	1.33	0.57	25	2.07	91	9	-	-	-	-
Amm	0.06	0.10	25	0.14	84	16	-	-	-	-
DO	97.36	17.83	22	74.51	11	65	23	1	-	-

Overall Conf of Grade(%)
 A B C D E F

11	65	23	1	-	-
----	----	----	---	---	---

Face Value Grade : B

Sample Point No :2920390
 Name :FOSTON BECK AT FRODINGHAM BRIDGE

	YEAR 1994				Conf of Grade for det (%)					
	mean	sd	no	90/10%ile	A	B	C	D	E	F
BOD	1.88	1.01	39	3.16	1	96	3	-	-	-
Amm	0.19	0.30	39	0.43	-	88	12	-	-	-
DO	96.12	17.64	41	73.51	2	77	21	-	-	-

Overall Conf of Grade(%)
 A B C D E F

-	79	21	-	-	-
---	----	----	---	---	---

Face Value Grade : B

	YEAR 1990				Conf of Grade for det (%)					
	mean	sd	no	90/10%ile	A	B	C	D	E	F
BOD	1.74	0.75	36	2.71	16	84	-	-	-	-
Amm	0.10	0.09	36	0.20	51	49	-	-	-	-
DO	102.40	13.97	36	84.50	88	12	-	-	-	-

Overall Conf of Grade(%)
 A B C D E F

16	84	-	-	-	-
----	----	---	---	---	---

Face Value Grade : B

Sample Point No : 2920410
 Name : HOLDERNESS DRAIN AT GREAT CULVERT

	YEAR 1994				Conf of Grade for det (%)					
	mean	sd	no	90/10%ile	A	B	C	D	E	F
BOD	2.04	1.15	37	3.48	-	84	16	-	-	-
Amm	0.76	0.86	38	1.61	-	-	11	86	3	-
DO	90.84	33.79	38	47.54	-	-	3	32	65	-

Overall Conf of Grade (%)
 A B C D E F

-	-	-	35	65	-
---	---	---	----	----	---

Face Value Grade : E

	YEAR 1990				Conf of Grade for det (%)					
	mean	sd	no	90/10%ile	A	B	C	D	E	F
BOD	2.35	0.91	17	3.54	-	77	23	-	-	-
Amm	0.68	0.77	17	1.44	-	-	34	58	8	-
DO	99.29	20.92	17	72.48	9	51	31	8	1	-

Overall Conf of Grade (%)
 A B C D E F

-	-	34	58	8	-
---	---	----	----	---	---

Face Value Grade : D

Sample Point No : 2920420
 Name : HOLDERNESS DRAIN AT SALTS HOUSE BRIDGE

	YEAR 1994				Conf of Grade for det (%)					
	mean	sd	no	90/10%ile	A	B	C	D	E	F
BOD	2.23	1.04	37	3.57	-	83	17	-	-	-
Amm	0.54	0.53	38	1.10	-	-	78	22	-	-
DO	93.91	36.38	37	47.29	-	-	4	31	65	-

Overall Conf of Grade (%)
 A B C D E F

-	-	-	35	65	-
---	---	---	----	----	---

Face Value Grade : E

	YEAR 1990				Conf of Grade for det (%)					
	mean	sd	no	90/10%ile	A	B	C	D	E	F
BOD	2.31	1.06	18	3.68	-	68	32	-	-	-
Amm	1.00	1.31	18	2.18	-	-	3	60	37	-
DO	89.78	30.80	18	50.31	-	1	11	39	48	1

Overall Conf of Grade (%)
 A B C D E F

-	-	-	51	48	1
---	---	---	----	----	---

Face Value Grade : D

Sample Point No :2920540
 Name :KEYINGHAM DRAIN AT KEYINGHAM (A1033 BRIDGE)

	YEAR 1994				Conf of Grade for det (%)					
	mean	sd	no	90/10%ile	A	B	C	D	E	F
BOD	4.51	4.10	36	9.02	-	-	-	21	78	1
Amm	1.71	1.96	36	3.64	-	-	-	2	98	-
DO	82.89	30.12	35	44.29	-	-	-	17	83	-

Overall Conf of Grade(%)
 A B C D E F

-	-	1	-	98	1
---	---	---	---	----	---

Face Value Grade : E

	YEAR 1990				Conf of Grade for det (%)					
	mean	sd	no	90/10%ile	A	B	C	D	E	F
BOD	7.19	6.16	12	14.13	-	-	-	1	55	44
Amm	2.07	1.47	12	3.83	-	-	-	2	97	1
DO	96.00	39.76	12	45.05	-	2	10	23	52	13

Overall Conf of Grade(%)
 A B C D E F

-	-	-	-	56	44
---	---	---	---	----	----

Face Value Grade : E

Sample Point No :2920550
 Name :KEYINGHAM DRAIN AT SANDS BRIDGE

	YEAR 1994				Conf of Grade for det (%)					
	mean	sd	no	90/10%ile	A	B	C	D	E	F
BOD	3.70	2.31	36	6.55	-	-	22	68	10	-
Amm	1.07	1.06	36	2.19	-	-	-	72	28	-
DO	95.33	41.53	35	42.11	-	-	1	16	80	3

Overall Conf of Grade(%)
 A B C D E F

-	-	-	17	80	3
---	---	---	----	----	---

Face Value Grade : E

	YEAR 1990				Conf of Grade for det (%)					
	mean	sd	no	90/10%ile	A	B	C	D	E	F
BOD	5.64	4.77	12	11.04	-	-	-	8	69	23
Amm	1.73	1.89	12	3.64	-	-	-	9	88	3
DO	99.42	36.94	12	52.08	-	6	19	29	40	6

Overall Conf of Grade(%)
 A B C D E F

-	-	-	-	77	23
---	---	---	---	----	----

Face Value Grade : E

Sample Point No :2920560
 Name :LAMBWATH STREAM AT LAMBWATH BRIDGE

	YEAR 1994				Conf of Grade for det (%)					
	mean	sd	no	90/10%ile	A	B	C	D	E	F
BOD	4.10	3.65	35	8.15	-	-	2	43	55	-
Amm	0.99	1.43	35	2.20	-	-	1	66	33	-
DO	87.03	34.57	33	42.73	-	-	-	15	84	1

Overall Conf of Grade(%)					
A	B	C	D	E	F
-	-	4	11	84	1

Face Value Grade : E

	YEAR 1990				Conf of Grade for det (%)					
	mean	sd	no	90/10%ile	A	B	C	D	E	F
BOD	4.03	2.38	12	6.99	-	-	19	48	32	1
Amm	1.91	2.19	12	4.06	-	-	-	5	89	6
DO	81.42	21.56	12	53.79	-	1	18	44	37	-

Overall Conf of Grade(%)					
A	B	C	D	E	F
-	-	-	5	89	6

Face Value Grade : E

Sample Point No :2920680
 Name :NAFFERTON DRAIN AT WANSFORD

	YEAR 1994				Conf of Grade for det (%)					
	mean	sd	no	90/10%ile	A	B	C	D	E	F
BOD	1.64	0.44	35	2.22	95	5	-	-	-	-
Amm	0.11	0.10	36	0.22	27	73	-	-	-	-
DO	95.84	19.35	36	71.04	1	57	40	2	-	-

Overall Conf of Grade(%)					
A	B	C	D	E	F
-	58	40	2	-	-

Face Value Grade : B

	YEAR 1990				Conf of Grade for det (%)					
	mean	sd	no	90/10%ile	A	B	C	D	E	F
BOD	1.90	1.66	12	3.76	4	51	31	10	4	-
Amm	0.09	0.12	12	0.20	51	46	3	-	-	-
DO	106.80	20.30	12	80.78	53	30	14	3	-	-

Overall Conf of Grade(%)					
A	B	C	D	E	F
4	51	31	10	4	-

Face Value Grade : B

Sample Point No :2920760
 Name :OLD HOWE AT FRODINGHAM BRIDGE

	YEAR 1994				Conf of Grade for det (%)					
	mean	sd	no	90/10%ile	A	B	C	D	E	F
BOD	2.48	2.45	46	5.08	-	5	76	18	1	-
Amm	0.49	0.90	47	1.11	-	-	71	29	-	-
DO	95.41	25.65	45	62.54	-	5	61	32	2	-

Overall Conf of Grade(%)					
A	B	C	D	E	F
-	-	66	32	2	-

Face Value Grade : C

	YEAR 1990				Conf of Grade for det (%)					
	mean	sd	no	90/10%ile	A	B	C	D	E	F
BOD	2.68	1.80	36	4.86	-	5	85	10	-	-
Amm	0.46	0.72	36	1.03	-	1	77	22	-	-
DO	99.67	25.32	36	67.22	-	28	57	14	1	-

Overall Conf of Grade(%)					
A	B	C	D	E	F
-	-	77	22	1	-

Face Value Grade : C

Sample Point No :2920850
 Name :RAINBOW SPRINGS TROUT FARM, SKERNE. (INLET NO.2)

	YEAR 1994				Conf of Grade for det (%)					
	mean	sd	no	90/10%ile	A	B	C	D	E	F
BOD	1.43	0.54	70	2.14	99	1	-	-	-	-
Amm	0.08	0.08	70	0.16	90	10	-	-	-	-
DO	96.97	17.31	64	74.79	2	91	7	-	-	-

Overall Conf of Grade(%)					
A	B	C	D	E	F
2	91	7	-	-	-

Face Value Grade : B

	YEAR 1990				Conf of Grade for det (%)					
	mean	sd	no	90/10%ile	A	B	C	D	E	F
BOD	1.58	0.61	32	2.38	68	32	-	-	-	-
Amm	0.17	0.14	32	0.33	-	100	-	-	-	-
DO	83.97	18.50	29	60.26	-	-	51	45	4	-

Overall Conf of Grade(%)					
A	B	C	D	E	F
-	-	51	45	4	-

Face Value Grade : C

Sample Point No :2921180
 Name :RIVER HULL AT GROVEHILL RD, BEVERLEY.

	YEAR 1994				Conf of Grade for det (%)					
	mean	sd	no	90/10%ile	A	B	C	D	E	F
BOD	3.17	2.20	91	5.82	-	-	62	38	-	-
Amm	0.90	1.16	91	1.96	-	-	-	94	6	-
DO	80.37	19.09	87	55.91	-	-	5	92	3	-

Overall Conf of Grade(%)
 A B C D E F

-	-	-	94	6	-
---	---	---	----	---	---

Face Value Grade : D

	YEAR 1990				Conf of Grade for det (%)					
	mean	sd	no	90/10%ile	A	B	C	D	E	F
BOD	3.38	2.35	31	6.21	-	-	40	51	9	-
Amm	0.72	0.76	33	1.50	-	-	21	77	2	-
DO	90.37	13.96	30	72.48	-	72	28	-	-	-

Overall Conf of Grade(%)
 A B C D E F

-	-	14	77	9	-
---	---	----	----	---	---

Face Value Grade : D

Sample Point No :2921190
 Name :RIVER HULL AT HEMPHOLME LOCK

	YEAR 1994				Conf of Grade for det (%)					
	mean	sd	no	90/10%ile	A	B	C	D	E	F
BOD	1.64	0.65	140	2.49	54	46	-	-	-	-
Amm	0.14	0.12	141	0.28	-	100	-	-	-	-
DO	91.13	19.60	135	66.01	-	3	96	1	-	-

Overall Conf of Grade(%)
 A B C D E F

-	3	96	1	-	-
---	---	----	---	---	---

Face Value Grade : C

	YEAR 1990				Conf of Grade for det (%)					
	mean	sd	no	90/10%ile	A	B	C	D	E	F
BOD	1.63	0.88	32	2.74	19	81	-	-	-	-
Amm	0.22	0.21	32	0.45	-	90	10	-	-	-
DO	90.42	14.55	26	71.77	-	64	35	1	-	-

Overall Conf of Grade(%)
 A B C D E F

-	64	35	1	-	-
---	----	----	---	---	---

Face Value Grade : B

Sample Point No :2921880
 Name :WATTON BECK AT BRIDGE HOUSE

	YEAR 1994				Conf of Grade for det (%)					
	mean	sd	no	90/10%ile	A	B	C	D	E	F
BOD	1.62	0.67	40	2.49	51	49	-	-	-	-
Amm	0.12	0.13	41	0.25	8	92	-	-	-	-
DO	105.89	19.62	41	80.75	56	43	1	-	-	-

Overall Conf of Grade(%)
 A B C D E F

7	92	1	-	-	-
---	----	---	---	---	---

Face Value Grade : B

	YEAR 1990				Conf of Grade for det (%)					
	mean	sd	no	90/10%ile	A	B	C	D	E	F
BOD	1.52	0.57	34	2.27	83	17	-	-	-	-
Amm	0.09	0.06	35	0.16	89	11	-	-	-	-
DO	100.50	14.74	34	81.61	65	35	-	-	-	-

Overall Conf of Grade(%)
 A B C D E F

65	35	-	-	-	-
----	----	---	---	---	---

Face Value Grade : A

Sample Point No :2921905
 Name :WEST BECK AT CORPS LANDING

	YEAR 1994				Conf of Grade for det (%)					
	mean	sd	no	90/10%ile	A	B	C	D	E	F
BOD	1.58	0.73	77	2.52	45	55	-	-	-	-
Amm	0.15	0.10	77	0.27	-	100	-	-	-	-
DO	80.86	16.01	71	60.34	-	-	55	45	-	-

Overall Conf of Grade(%)
 A B C D E F

-	-	55	45	-	-
---	---	----	----	---	---

Face Value Grade : C

	YEAR 1990				Conf of Grade for det (%)					
	mean	sd	no	90/10%ile	A	B	C	D	E	F
BOD	1.42	0.59	40	2.19	91	9	-	-	-	-
Amm	0.26	0.18	40	0.48	-	93	7	-	-	-
DO	74.21	15.81	39	53.95	-	-	2	81	17	-

Overall Conf of Grade(%)
 A B C D E F

-	-	2	81	17	-
---	---	---	----	----	---

Face Value Grade : D

Sample Point No :2921910
Name :WEST BECK AT WANSFORD

	YEAR 1994				Conf of Grade for det (%)					
	mean	sd	no	90/10%ile	A	B	C	D	E	F
BOD	1.80	0.57	79	2.55	32	68	-	-	-	-
Amm	0.14	0.09	79	0.25	-	100	-	-	-	-
DO	93.83	20.84	76	67.12	-	16	82	2	-	-

Overall Conf of Grade (%)
A B C D E F

- 17 81 2 - -

Face Value Grade : C

	YEAR 1990				Conf of Grade for det (%)					
	mean	sd	no	90/10%ile	A	B	C	D	E	F
BOD	1.75	0.53	35	2.45	60	40	-	-	-	-
Amm	0.32	0.20	35	0.57	-	64	36	-	-	-
DO	93.17	15.12	35	73.79	2	80	18	-	-	-

Overall Conf of Grade (%)
A B C D E F

- 64 36 - - -

Face Value Grade : B

Sample Point No :2921911
Name :WEST BECK BELOW HUMBERSIDE FISHERIES

	YEAR 1994				Conf of Grade for det (%)					
	mean	sd	no	90/10%ile	A	B	C	D	E	F
BOD	1.52	0.74	67	2.47	56	44	-	-	-	-
Amm	0.16	0.27	68	0.36	-	99	1	-	-	-
DO	80.29	15.68	63	60.20	-	-	53	47	-	-

Overall Conf of Grade (%)
A B C D E F

- - 53 47 - -

Face Value Grade : C

	YEAR 1990				Conf of Grade for det (%)					
	mean	sd	no	90/10%ile	A	B	C	D	E	F
BOD	1.63	0.48	15	2.26	77	23	-	-	-	-
Amm	0.18	0.20	15	0.38	1	85	14	-	-	-
DO	68.08	15.89	13	47.72	-	-	-	32	68	-

Overall Conf of Grade (%)
A B C D E F

- - - 32 68 -

Face Value Grade : E

Sample Point No :2921915
 Name :WEST BECK INTAKE FOR WANSFORD TROUT FARM LTD

	YEAR 1994				Conf of Grade for det (%)					
	mean	sd	no	90/10%ile	A	B	C	D	E	F
BOD	1.30	0.46	70	1.90	100	-	-	-	-	-
Amm	0.05	0.05	71	0.10	100	-	-	-	-	-
DO	102.00	19.00	62	77.65	21	77	2	-	-	-

Overall Conf of Grade(%)
 A B C D E F

21	77	2	-	-	-
----	----	---	---	---	---

Face Value Grade : B

	YEAR 1990				Conf of Grade for det (%)					
	mean	sd	no	90/10%ile	A	B	C	D	E	F
BOD	1.33	0.64	39	2.15	90	10	-	-	-	-
Amm	0.09	0.23	39	0.20	48	52	-	-	-	-
DO	97.43	20.79	35	70.79	1	54	42	3	-	-

Overall Conf of Grade(%)
 A B C D E F

1	54	42	3	-	-
---	----	----	---	---	---

Face Value Grade : B

Sample Point No :2921950
 Name :WINESTEAD DRAIN AT HUMBERSIDE ROAD BRIDGE

	YEAR 1994				Conf of Grade for det (%)					
	mean	sd	no	90/10%ile	A	B	C	D	E	F
BOD	5.12	4.90	36	10.40	-	-	-	5	90	5
Amm	2.68	4.11	36	5.99	-	-	-	-	92	8
DO	80.36	28.26	34	44.14	-	-	-	15	85	-

Overall Conf of Grade(%)
 A B C D E F

-	-	-	-	92	8
---	---	---	---	----	---

Face Value Grade : E

	YEAR 1990				Conf of Grade for det (%)					
	mean	sd	no	90/10%ile	A	B	C	D	E	F
BOD	6.58	4.61	12	12.11	-	-	-	2	71	27
Amm	3.94	9.13	12	8.93	-	-	-	-	50	50
DO	90.92	31.44	12	50.63	-	3	15	34	44	4

Overall Conf of Grade(%)
 A B C D E F

-	-	-	-	50	50
---	---	---	---	----	----

Face Value Grade : E

Sample Point No :2960090
 Name :BARLAM BECK AT BARLAM BRIDGE

	YEAR 1994				Conf of Grade for det (%)					
	mean	sd	no	90/10%ile	A	B	C	D	E	F
BOD	1.69	1.56	36	3.40	2	76	22	-	-	-
Amm	0.11	0.36	36	0.24	27	71	2	-	-	-
DO	92.47	11.29	34	78.00	19	80	1	-	-	-

Overall Conf of Grade(%)
 A B C D E F

-	78	22	-	-	-
---	----	----	---	---	---

Face Value Grade : B

	YEAR 1990				Conf of Grade for det (%)					
	mean	sd	no	90/10%ile	A	B	C	D	E	F
BOD	0.00	0.00	0	0.00						
Amm	0.00	0.00	0	0.00						
DO	0.00	0.00	0	0.00						

Overall Conf of Grade(%)
 A B C D E F

--	--	--	--	--	--

Face Value Grade :

Sample Point No :2960130
 Name :BIELBY BECK AT BIELBY

	YEAR 1994				Conf of Grade for det (%)					
	mean	sd	no	90/10%ile	A	B	C	D	E	F
BOD	2.04	0.64	37	2.88	1	99	-	-	-	-
Amm	0.11	0.11	37	0.23	23	77	-	-	-	-
DO	101.29	19.37	33	76.47	19	69	12	-	-	-

Overall Conf of Grade(%)
 A B C D E F

-	88	12	-	-	-
---	----	----	---	---	---

Face Value Grade : B

	YEAR 1990				Conf of Grade for det (%)					
	mean	sd	no	90/10%ile	A	B	C	D	E	F
BOD	0.00	0.00	0	0.00						
Amm	0.00	0.00	0	0.00						
DO	0.00	0.00	0	0.00						

Overall Conf of Grade(%)
 A B C D E F

--	--	--	--	--	--

Face Value Grade :

Sample Point No :2960140
 Name :BIELBY BECK AT HAGG BRIDGE

	YEAR 1994				Conf of Grade for det (%)					
	mean	sd	no	90/10%ile	A	B	C	D	E	F
BOD	1.84	0.59	38	2.62	23	77	-	-	-	-
Amm	0.24	0.32	38	0.53	-	69	31	-	-	-
DO	97.05	25.88	37	63.88	-	11	61	26	2	-

Overall Conf of Grade (%)

A	B	C	D	E	F
-	12	60	26	2	-

Face Value Grade : C

	YEAR 1990				Conf of Grade for det (%)					
	mean	sd	no	90/10%ile	A	B	C	D	E	F
BOD	2.17	0.86	10	3.29	2	76	21	1	-	-
Amm	0.25	0.28	10	0.53	-	59	35	6	-	-
DO	98.90	16.97	10	77.15	31	43	20	5	1	-

Overall Conf of Grade (%)

A	B	C	D	E	F
-	58	35	6	1	-

Face Value Grade : B

Sample Point No :2960170
 Name :BLACKFOSS BECK AT SUTTON ON DERWENT

	YEAR 1994				Conf of Grade for det (%)					
	mean	sd	no	90/10%ile	A	B	C	D	E	F
BOD	1.86	0.88	36	2.99	2	97	1	-	-	-
Amm	0.79	3.30	36	1.64	-	-	24	58	18	-
DO	101.91	32.00	34	60.90	-	8	46	35	11	-

Overall Conf of Grade (%)

A	B	C	D	E	F
-	-	25	57	18	-

Face Value Grade : D

	YEAR 1990				Conf of Grade for det (%)					
	mean	sd	no	90/10%ile	A	B	C	D	E	F
BOD	0.00	0.00	0	0.00						
Amm	0.00	0.00	0	0.00						
DO	0.00	0.00	0	0.00						

Overall Conf of Grade (%)

A	B	C	D	E	F

Face Value Grade :

Sample Point No :2960200
 Name :COSTA BECK AT KIRBY MISPERTON

	YEAR 1994				Conf of Grade for det (%)					
	mean	sd	no	90/10%ile	A	B	C	D	E	F
BOD	1.48	0.59	36	2.25	85	15	-	-	-	-
Amm	0.11	0.09	37	0.21	33	67	-	-	-	-
DO	94.92	10.98	37	80.85	61	39	-	-	-	-

Overall Conf of Grade(%)
 A B C D E F

33 67 - - - -

Face Value Grade : B

	YEAR 1990				Conf of Grade for det (%)					
	mean	sd	no	90/10%ile	A	B	C	D	E	F
BOD	1.81	1.05	39	3.12	1	95	4	-	-	-
Amm	0.21	0.28	39	0.46	-	85	15	-	-	-
DO	92.36	16.54	36	71.16	-	60	39	1	-	-

Overall Conf of Grade(%)
 A B C D E F

- 60 39 1 - -

Face Value Grade : B

Sample Point No :2960220
 Name :COSTA BECK UPSTREAM OF COSTA FISH FARM

	YEAR 1994				Conf of Grade for det (%)					
	mean	sd	no	90/10%ile	A	B	C	D	E	F
BOD	1.00	0.42	32	1.55	100	-	-	-	-	-
Amm	0.03	0.03	32	0.06	100	-	-	-	-	-
DO	86.20	18.10	30	63.00	-	4	67	28	1	-

Overall Conf of Grade(%)
 A B C D E F

- 4 67 28 1 -

Face Value Grade : C

	YEAR 1990				Conf of Grade for det (%)					
	mean	sd	no	90/10%ile	A	B	C	D	E	F
BOD	0.00	0.00	0	0.00						
Amm	0.00	0.00	0	0.00						
DO	0.00	0.00	0	0.00						

Overall Conf of Grade(%)
 A B C D E F

Face Value Grade :

Sample Point No :2960270
 Name :DALBY BECK DOWNSTREAM OF ELLERBURN TROUT FARM

	YEAR 1994				Conf of Grade for det (%)					
	mean	sd	no	90/10%ile	A	B	C	D	E	F
BOD	1.47	0.37	36	1.96	100	-	-	-	-	-
Amm	0.08	0.05	36	0.14	99	1	-	-	-	-
DO	97.57	17.57	34	75.05	8	77	15	-	-	-

Overall Conf of Grade(%)					
A	B	C	D	E	F
8	77	15	-	-	-

Face Value Grade : B

	YEAR 1990				Conf of Grade for det (%)					
	mean	sd	no	90/10%ile	A	B	C	D	E	F
BOD	0.00	0.00	0	0.00						
Amm	0.00	0.00	0	0.00						
DO	0.00	0.00	0	0.00						

Overall Conf of Grade(%)					
A	B	C	D	E	F

Face Value Grade :

Sample Point No :2960320
 Name :DYON DRAIN @ DYON BRIDGE NR BOWTHORPE

	YEAR 1994				Conf of Grade for det (%)					
	mean	sd	no	90/10%ile	A	B	C	D	E	F
BOD	2.27	1.12	32	3.70	-	72	28	-	-	-
Amm	0.30	0.53	32	0.68	-	31	66	3	-	-
DO	94.19	35.12	32	49.18	-	-	7	39	54	-

Overall Conf of Grade(%)					
A	B	C	D	E	F
-	-	-	46	54	-

Face Value Grade : E

	YEAR 1990				Conf of Grade for det (%)					
	mean	sd	no	90/10%ile	A	B	C	D	E	F
BOD	4.48	3.84	10	8.81	-	-	6	29	51	14
Amm	0.72	0.84	10	1.54	-	-	30	49	21	-
DO	77.30	20.37	10	51.19	-	-	10	43	46	1

Overall Conf of Grade(%)					
A	B	C	D	E	F
-	-	-	35	51	14

Face Value Grade : E

Sample Point No :2960380
 Name :FOSS BECK AT WILBERFOSS

	YEAR 1994				Conf of Grade for det (%)					
	mean	sd	no	90/10%ile	A	B	C	D	E	F
BOD	1.36	0.49	34	2.00	99	1	-	-	-	-
Amm	0.10	0.07	35	0.18	68	32	-	-	-	-
DO	88.71	17.32	34	66.51	-	16	75	9	-	-

Overall Conf of Grade(%)					
A	B	C	D	E	F
-	16	75	9	-	-

Face Value Grade : C

	YEAR 1990				Conf of Grade for det (%)					
	mean	sd	no	90/10%ile	A	B	C	D	E	F
BOD	0.00	0.00	0	0.00						
Amm	0.00	0.00	0	0.00						
DO	0.00	0.00	0	0.00						

Overall Conf of Grade(%)					
A	B	C	D	E	F

Face Value Grade :

Sample Point No :2960475
 Name :HAYTON BECK AT HAYTON GRANGE

	YEAR 1994				Conf of Grade for det (%)					
	mean	sd	no	90/10%ile	A	B	C	D	E	F
BOD	1.85	0.86	36	2.96	2	97	1	-	-	-
Amm	0.09	0.07	36	0.17	80	20	-	-	-	-
DO	97.85	13.04	34	81.14	62	38	-	-	-	-

Overall Conf of Grade(%)					
A	B	C	D	E	F
2	97	1	-	-	-

Face Value Grade : B

	YEAR 1990				Conf of Grade for det (%)					
	mean	sd	no	90/10%ile	A	B	C	D	E	F
BOD	0.00	0.00	0	0.00						
Amm	0.00	0.00	0	0.00						
DO	0.00	0.00	0	0.00						

Overall Conf of Grade(%)					
A	B	C	D	E	F

Face Value Grade :

Sample Point No :2960480
 Name :HOWKELD BECK DOWNSTREAM OF HOWKELD FISH HATCHERY

	YEAR 1994				Conf of Grade for det (%)					
	mean	sd	no	90/10%ile	A	B	C	D	E	F
BOD	1.62	0.52	33	2.30	82	18	-	-	-	-
Amm	0.23	0.13	33	0.39	-	100	-	-	-	-
DO	79.91	7.71	32	70.03	-	51	49	-	-	-

Overall Conf of Grade (%)
 A B C D E F

-	51	49	-	-	-
---	----	----	---	---	---

Face Value Grade : B

	YEAR 1990				Conf of Grade for det (%)					
	mean	sd	no	90/10%ile	A	B	C	D	E	F
BOD	0.00	0.00	0	0.00						
Amm	0.00	0.00	0	0.00						
DO	0.00	0.00	0	0.00						

Overall Conf of Grade (%)
 A B C D E F

--	--	--	--	--	--

Face Value Grade :

Sample Point No :2960660
 Name :MILL BECK DOWNSTREAM OF WELHAM PARK FISH HATCHERY

	YEAR 1994				Conf of Grade for det (%)					
	mean	sd	no	90/10%ile	A	B	C	D	E	F
BOD	1.70	0.48	36	2.33	82	18	-	-	-	-
Amm	0.12	0.09	36	0.23	18	82	-	-	-	-
DO	100.03	20.00	34	74.40	8	71	21	-	-	-

Overall Conf of Grade (%)
 A B C D E F

-3	82	21	-	-	-
----	----	----	---	---	---

Face Value Grade : B

	YEAR 1990				Conf of Grade for det (%)					
	mean	sd	no	90/10%ile	A	B	C	D	E	F
BOD	0.00	0.00	0	0.00						
Amm	0.00	0.00	0	0.00						
DO	0.00	0.00	0	0.00						

Overall Conf of Grade (%)
 A B C D E F

--	--	--	--	--	--

Face Value Grade :

Sample Point No :2960790
 Name :OXFOLDS BECK DOWNSTREAM OF COSTA F&SH FARM, PICKE

	YEAR 1994				Conf of Grade for det (%)					
	mean	sd	no	90/10%ile	A	B	C	D	E	F
BOD	1.22	0.62	30	2.01	93	7	-	-	-	-
Amm	0.11	0.10	30	0.22	28	72	-	-	-	-
DO	92.28	11.45	29	77.61	16	82	2	-	-	-

Overall Conf of Grade(%)
 A B C D E F

16	82	2	-	-	-
----	----	---	---	---	---

Face Value Grade : B

	YEAR 1990				Conf of Grade for det (%)					
	mean	sd	no	90/10%ile	A	B	C	D	E	F
BOD	0.00	0.00	0	0.00						
Amm	0.00	0.00	0	0.00						
DO	0.00	0.00	0	0.00						

Overall Conf of Grade(%)
 A B C D E F

--	--	--	--	--	--

Face Value Grade :

Sample Point No :2960800
 Name :OXFOLDS BECK UPSTREAM OF COSTA FISH FARM, PICKERIN

	YEAR 1994				Conf of Grade for det (%)					
	mean	sd	no	90/10%ile	A	B	C	D	E	F
BOD	1.12	0.56	32	1.84	99	1	-	-	-	-
Amm	0.12	0.13	32	0.25	11	89	-	-	-	-
DO	85.41	12.55	32	69.33	-	39	60	1	-	-

Overall Conf of Grade(%)
 A B C D E F

-	39	60	1	-	-
---	----	----	---	---	---

Face Value Grade : C

	YEAR 1990				Conf of Grade for det (%)					
	mean	sd	no	90/10%ile	A	B	C	D	E	F
BOD	0.00	0.00	0	0.00						
Amm	0.00	0.00	0	0.00						
DO	0.00	0.00	0	0.00						

Overall Conf of Grade(%)
 A B C D E F

--	--	--	--	--	--

Face Value Grade :

Sample Point No :2960810
 Name :PICKERING BECK DOWNSTREAM OF MOORLANDS TROUT FARM,

	YEAR 1994				Conf of Grade for det (%)					
	mean	sd	no	90/10%ile	A	B	C	D	E	F
BOD	1.49	0.95	36	2.66	30	70	-	-	-	-
Amm	0.07	0.06	36	0.14	97	3	-	-	-	-
DO	91.70	7.74	33	81.78	79	21	-	-	-	-

Overall Conf of Grade(%)
 A B C D E F

30	70	-	-	-	-
----	----	---	---	---	---

Face Value Grade : B

	YEAR 1990				Conf of Grade for det (%)					
	mean	sd	no	90/10%ile	A	B	C	D	E	F
BOD	0.00	0.00	0	0.00						
Amm	0.00	0.00	0	0.00						
DO	0.00	0.00	0	0.00						

Overall Conf of Grade(%)
 A B C D E F

Face Value Grade :

Sample Point No :2960820
 Name :PICKERING BECK UPSTREAM OF MOORLANDS TROUT FARM, P

	YEAR 1994				Conf of Grade for det (%)					
	mean	sd	no	90/10%ile	A	B	C	D	E	F
BOD	1.19	0.96	38	2.29	68	32	-	-	-	-
Amm	0.04	0.05	38	0.09	100	-	-	-	-	-
DO	91.51	7.48	37	81.92	83	17	-	-	-	-

Overall Conf of Grade(%)
 A B C D E F

68	32	-	-	-	-
----	----	---	---	---	---

Face Value Grade : A

	YEAR 1990				Conf of Grade for det (%)					
	mean	sd	no	90/10%ile	A	B	C	D	E	F
BOD	1.21	0.53	18	1.90	94	6	-	-	-	-
Amm	0.07	0.06	18	0.14	88	12	-	-	-	-
DO	88.72	8.01	18	78.45	23	76	1	-	-	-

Overall Conf of Grade(%)
 A B C D E F

23	76	1	-	-	-
----	----	---	---	---	---

Face Value Grade : B

Sample Point No : 2960825
 Name : OUSE AT SALTMARSHE SEDIMENT SITE

	YEAR 1994				Conf of Grade for det (%)					
	mean	sd	no	90/10%ile	A	B	C	D	E	F
BOD	2.63	1.11	37	4.07	-	41	59	-	-	-
Amm	0.26	0.25	37	0.53	-	72	28	-	-	-
DO	92.40	6.46	35	84.12	99	1	-	-	-	-

Overall Conf of Grade(%)
 A B C D E F

-	41	59	-	-	-
---	----	----	---	---	---

Face Value Grade : C

	YEAR 1990				Conf of Grade for det (%)					
	mean	sd	no	90/10%ile	A	B	C	D	E	F
BOD	0.00	0.00	0	0.00						
Amm	0.00	0.00	0	0.00						
DO	0.00	0.00	0	0.00						

Overall Conf of Grade(%)
 A B C D E F

--	--	--	--	--	--

Face Value Grade :

Sample Point No : 2960830
 Name : POCKLINGTON BECK AT TOFT HOUSE FARM

	YEAR 1994				Conf of Grade for det (%)					
	mean	sd	no	90/10%ile	A	B	C	D	E	F
BOD	4.22	2.17	37	6.98	-	-	6	80	14	-
Amm	0.47	0.65	37	1.04	-	-	79	21	-	-
DO	87.94	16.31	34	67.04	-	19	75	6	-	-

Overall Conf of Grade(%)
 A B C D E F

-	-	6	80	14	-
---	---	---	----	----	---

Face Value Grade : D

	YEAR 1990				Conf of Grade for det (%)					
	mean	sd	no	90/10%ile	A	B	C	D	E	F
BOD	0.00	0.00	0	0.00						
Amm	0.00	0.00	0	0.00						
DO	0.00	0.00	0	0.00						

Overall Conf of Grade(%)
 A B C D E F

--	--	--	--	--	--

Face Value Grade :

Sample Point No :2960835
 Name :POCKLINGTON BECK UPSTREAM OF POCKLINGTON

	YEAR 1994				Conf of Grade for det (%)					
	mean	sd	no	90/10%ile	A	B	C	D	E	F
BOD	1.51	0.38	37	2.01	100	-	-	-	-	-
Amm	0.04	0.04	37	0.08	100	-	-	-	-	-
DO	95.92	4.03	35	90.76	100	-	-	-	-	-

Overall Conf of Grade(%)
 A B C D E F

100	-	-	-	-	-
-----	---	---	---	---	---

Face Value Grade : A

	YEAR 1990				Conf of Grade for det (%)					
	mean	sd	no	90/10%ile	A	B	C	D	E	F
BOD	0.00	0.00	0	0.00						
Amm	0.00	0.00	0	0.00						
DO	0.00	0.00	0	0.00						

Overall Conf of Grade(%)
 A B C D E F

--	--	--	--	--	--

Face Value Grade :

Sample Point No :2960837
 Name :POCKLINGTON CANAL AT CANAL HEAD

	YEAR 1994				Conf of Grade for det (%)					
	mean	sd	no	90/10%ile	A	B	C	D	E	F
BOD	2.24	0.94	36	3.46	-	91	9	-	-	-
Amm	0.28	0.25	36	0.56	-	64	36	-	-	-
DO	88.03	11.94	34	72.73	-	79	21	-	-	-

Overall Conf of Grade(%)
 A B C D E F

-	64	36	-	-	-
---	----	----	---	---	---

Face Value Grade : B

	YEAR 1990				Conf of Grade for det (%)					
	mean	sd	no	90/10%ile	A	B	C	D	E	F
BOD	0.00	0.00	0	0.00						
Amm	0.00	0.00	0	0.00						
DO	0.00	0.00	0	0.00						

Overall Conf of Grade(%)
 A B C D E F

--	--	--	--	--	--

Face Value Grade :

Sample Point No :2960838

Name :POCKLINGTON CANAL AT MELBOURNE

	YEAR 1994				Conf of Grade for det (%)					
	mean	sd	no	90/10%ile	A	B	C	D	E	F
BOD	1.96	0.67	35	2.84	3	97	-	-	/-	-
Amm	0.11	0.12	36	0.23	20	80	-	-	-	-
DO	97.32	20.24	34	71.38	2	58	38	2	-	-

Overall Conf of Grade(%)
A B C D E F

-37 97 38 2 - -

Face Value Grade : B

	YEAR 1990				Conf of Grade for det (%)					
	mean	sd	no	90/10%ile	A	B	C	D	E	F
BOD	0.00	0.00	0	0.00						
Amm	0.00	0.00	0	0.00						
DO	0.00	0.00	0	0.00						

Overall Conf of Grade(%)
A B C D E F

Face Value Grade :

Sample Point No :2960840

Name :POCKLINGTON CANAL AT HAGG BRIDGE

	YEAR 1994				Conf of Grade for det (%)					
	mean	sd	no	90/10%ile	A	B	C	D	E	F
BOD	2.76	2.63	37	5.60	-	1	61	33	5	-
Amm	0.12	0.13	37	0.25	9	91	-	-	-	-
DO	102.94	42.10	37	48.99	-	1	9	36	54	-

Overall Conf of Grade(%)
A B C D E F

- - - 46 54 -

Face Value Grade : E

	YEAR 1990				Conf of Grade for det (%)					
	mean	sd	no	90/10%ile	A	B	C	D	E	F
BOD	2.66	1.35	9	4.38	-	30	52	14	4	-
Amm	0.12	0.15	9	0.26	23	66	10	1	-	-
DO	91.56	31.00	9	51.83	1	5	18	30	39	7

Overall Conf of Grade(%)
A B C D E F

- - 24 30 39 7

Face Value Grade : D

Sample Point No :2960860
 Name :R.DOVE UPSTREAM OF YOADWATH MILL TROUT FARM, KIRKBY

	YEAR 1994				Conf of Grade for det (%)					
	mean	sd	no	90/10%ile	A	B	C	D	E	F
BOD	1.41	0.42	35	1.96	100	-	-	-	-	-
Amm	0.05	0.09	35	0.11	96	4	-	-	-	-
DO	98.17	5.90	35	90.61	100	-	-	-	-	-

Overall Conf of Grade(%)
 A B C D E F

96 4 - - - -

Face Value Grade : A

	YEAR 1990				Conf of Grade for det (%)					
	mean	sd	no	90/10%ile	A	B	C	D	E	F
BOD	1.73	1.06	13	3.04	13	69	17	1	-	-
Amm	0.03	0.02	13	0.05	100	-	-	-	-	-
DO	94.31	4.66	13	88.34	100	-	-	-	-	-

Overall Conf of Grade(%)
 A B C D E F

13 69 17 1 - -

Face Value Grade : B

Sample Point No :2960945
 Name :RIVER DERWENT AT DERWENT BRIDGE

	YEAR 1994				Conf of Grade for det (%)					
	mean	sd	no	90/10%ile	A	B	C	D	E	F
BOD	1.47	0.68	35	2.35	70	30	-	-	-	-
Amm	0.09	0.07	36	0.17	80	20	-	-	-	-
DO	97.10	17.14	35	75.13	8	78	14	-	-	-

Overall Conf of Grade(%)
 A B C D E F

8 78 14 - - -

Face Value Grade : B

	YEAR 1990				Conf of Grade for det (%)					
	mean	sd	no	90/10%ile	A	B	C	D	E	F
BOD	1.68	0.82	13	2.73	27	67	6	-	-	-
Amm	0.13	0.07	14	0.22	28	72	-	-	-	-
DO	85.21	23.85	14	54.65	-	2	21	42	35	-

Overall Conf of Grade(%)
 A B C D E F

- - 23 42 35 -

Face Value Grade : D

Sample Point No :2960950

Name :RIVER DERWENT AT SUTTON LOCK

	YEAR 1994				Conf of Grade for det (%)					
	mean	sd	no	90/10%ile	A	B	C	D	E	F
BOD	1.54	0.66	36	2.40	65	35	-	-	-	-
Amm	0.09	0.07	38	0.17	80	20	-	-	-	-
DO	97.62	13.78	37	79.96	49	51	-	-	-	-

Overall Conf of Grade(%)
A B C D E F

49 51 - - - -

Face Value Grade : B

	YEAR 1990				Conf of Grade for det (%)					
	mean	sd	no	90/10%ile	A	B	C	D	E	F
BOD	1.53	0.56	34	2.26	84	16	-	-	-	-
Amm	0.12	0.08	34	0.22	25	75	-	-	-	-
DO	92.42	9.48	31	80.27	54	46	-	-	-	-

Overall Conf of Grade(%)
A B C D E F

25 75 - - - -

Face Value Grade : B

Sample Point No :2960960

Name :RIVER DERWENT AT FORGE VALLEY

	YEAR 1994				Conf of Grade for det (%)					
	mean	sd	no	90/10%ile	A	B	C	D	E	F
BOD	1.33	0.62	36	2.13	91	9	-	-	-	-
Amm	0.05	0.04	37	0.10	100	-	-	-	-	-
DO	94.62	6.16	37	86.73	100	-	-	-	-	-

Overall Conf of Grade(%)
A B C D E F

91 9 - - - -

Face Value Grade : A

	YEAR 1990				Conf of Grade for det (%)					
	mean	sd	no	90/10%ile	A	B	C	D	E	F
BOD	1.62	0.56	39	2.36	76	24	-	-	-	-
Amm	0.06	0.07	39	0.13	97	3	-	-	-	-
DO	91.74	7.16	34	82.56	90	10	-	-	-	-

Overall Conf of Grade(%)
A B C D E F

76 24 - - - -

Face Value Grade : A

Sample Point No : 2960965
 Name : RIVER DERWENT AT HOWSHAM BRIDGE

	YEAR 1994				Conf of Grade for det (%)					
	mean	sd	no	90/10%ile	A	B	C	D	E	F
BOD	1.37	0.56	35	2.10	95	5	-	-	-	-
Amm	0.14	0.16	36	0.30	1	99	-	-	-	-
DO	96.26	16.86	35	74.65	5	79	16	-	-	-

Overall Conf of Grade (%)
 A B C D E F

-	84	16	-	-	-
---	----	----	---	---	---

Face Value Grade : B

	YEAR 1990				Conf of Grade for det (%)					
	mean	sd	no	90/10%ile	A	B	C	D	E	F
BOD	1.56	0.70	13	2.46	52	46	2	-	-	-
Amm	0.14	0.15	14	0.29	7	88	5	-	-	-
DO	91.86	9.95	14	79.11	38	59	3	-	-	-

Overall Conf of Grade (%)
 A B C D E F

7	88	5	-	-	-
---	----	---	---	---	---

Face Value Grade : B

Sample Point No : 2960970
 Name : RIVER DERWENT AT LOFTSOME BRIDGE

	YEAR 1994				Conf of Grade for det (%)					
	mean	sd	no	90/10%ile	A	B	C	D	E	F
BOD	1.54	0.71	128	2.45	63	37	-	-	-	-
Amm	0.11	0.12	131	0.23	7	93	-	-	-	-
DO	91.81	9.28	125	79.92	47	53	-	-	-	-

Overall Conf of Grade (%)
 A B C D E F

7	93	-	-	-	-
---	----	---	---	---	---

Face Value Grade : B

	YEAR 1990				Conf of Grade for det (%)					
	mean	sd	no	90/10%ile	A	B	C	D	E	F
BOD	1.95	1.75	30	3.89	-	55	42	3	-	-
Amm	0.11	0.09	31	0.21	34	66	-	-	-	-
DO	89.07	10.82	27	75.20	2	91	7	-	-	-

Overall Conf of Grade (%)
 A B C D E F

-	55	42	3	-	-
---	----	----	---	---	---

Face Value Grade : B

Sample Point No :2960980
 Name :RIVER DERWENT AT LOW HUTTON

	YEAR 1994				Conf of Grade for det (%)					
	mean	sd	no	90/10%ile	A	B	C	D	E	F
BOD	1.44	0.47	36	2.06	99	1	-	-	-	-
Amm	0.18	0.16	37	0.36	-	99	1	-	-	-
DO	91.30	5.86	37	83.79	99	1	-	-	-	-

Overall Conf of Grade(%)

A	B	C	D	E	F
-	99	1	-	-	-

Face Value Grade : B

	YEAR 1990				Conf of Grade for det (%)					
	mean	sd	no	90/10%ile	A	B	C	D	E	F
BOD	1.63	0.59	38	2.40	67	33	-	-	-	-
Amm	0.14	0.07	38	0.23	7	93	-	-	-	-
DO	90.31	6.73	35	81.69	82	18	-	-	-	-

Overall Conf of Grade(%)

A	B	C	D	E	F
7	93	-	-	-	-

Face Value Grade : B

Sample Point No :2960990
 Name :RIVER DERWENT AT MALTON

	YEAR 1994				Conf of Grade for det (%)					
	mean	sd	no	90/10%ile	A	B	C	D	E	F
BOD	1.42	0.53	36	2.11	96	4	-	-	-	-
Amm	0.06	0.04	37	0.11	100	-	-	-	-	-
DO	91.43	7.95	37	81.24	72	28	-	-	-	-

Overall Conf of Grade(%)

A	B	C	D	E	F
72	28	-	-	-	-

Face Value Grade : A

	YEAR 1990				Conf of Grade for det (%)					
	mean	sd	no	90/10%ile	A	B	C	D	E	F
BOD	1.81	0.74	39	2.77	8	92	-	-	-	-
Amm	0.09	0.06	39	0.16	91	9	-	-	-	-
DO	90.29	5.41	35	83.36	99	1	-	-	-	-

Overall Conf of Grade(%)

A	B	C	D	E	F
8	92	-	-	-	-

Face Value Grade : B

Sample Point No :2961000
 Name :RIVER DERWENT AT SHERBURN

	YEAR 1994				Conf of Grade for det (%)					
	mean	sd	no	90/10%ile	A	B	C	D	E	F
BOD	1.60	0.57	36	2.35	75	25	-	-	-	-
Amm	0.25	0.22	37	0.50	-	83	17	-	-	-
DO	84.86	12.24	35	69.17	-	37	63	-	-	-

Overall Conf of Grade(%)
 A B C D E F

-	37	63	-	-	-
---	----	----	---	---	---

Face Value Grade : C

	YEAR 1990				Conf of Grade for det (%)					
	mean	sd	no	90/10%ile	A	B	C	D	E	F
BOD	2.05	0.73	37	3.01	-	100	-	-	-	-
Amm	0.44	0.31	38	0.81	-	1	99	-	-	-
DO	85.56	13.68	34	68.03	-	24	74	2	-	-

Overall Conf of Grade(%)
 A B C D E F

-	-	98	2	-	-
---	---	----	---	---	---

Face Value Grade : C

Sample Point No :2961010
 Name :RIVER DERWENT AT STAMFORD BRIDGE

	YEAR 1994				Conf of Grade for det (%)					
	mean	sd	no	90/10%ile	A	B	C	D	E	F
BOD	1.52	0.66	35	2.37	67	33	-	-	-	-
Amm	0.09	0.07	36	0.17	80	20	-	-	-	-
DO	98.83	7.05	35	89.80	100	-	-	-	-	-

Overall Conf of Grade(%)
 A B C D E F

67	33	-	-	-	-
----	----	---	---	---	---

Face Value Grade : A

	YEAR 1990				Conf of Grade for det (%)					
	mean	sd	no	90/10%ile	A	B	C	D	E	F
BOD	1.67	0.70	13	2.58	40	58	2	-	-	-
Amm	0.10	0.07	14	0.18	60	40	-	-	-	-
DO	102.10	31.01	14	62.36	3	18	35	23	21	-

Overall Conf of Grade(%)
 A B C D E F

-	21	35	23	21	-
---	----	----	----	----	---

Face Value Grade : C

Sample Point No : 2961020
 Name : DERWENT AT YEDINGHAM

	YEAR 1994				Conf of Grade for det (%)					
	mean	sd	no	90/10%ile	A	B	C	D	E	F
BOD	1.42	0.39	30	1.93	100	-	-	-	-	-
Amm	0.14	0.12	31	0.28	2	98	-	-	-	-
DO	87.31	6.69	29	78.74	19	81	-	-	-	-

Overall Conf of Grade (%)
 A B C D E F

2	98	-	-	-	-
---	----	---	---	---	---

Face Value Grade : B

	YEAR 1990				Conf of Grade for det (%)					
	mean	sd	no	90/10%ile	A	B	C	D	E	F
BOD	0.00	0.00	0	0.00						
Amm	0.00	0.00	0	0.00						
DO	0.00	0.00	0	0.00						

Overall Conf of Grade (%)
 A B C D E F

--	--	--	--	--	--

Face Value Grade :

Sample Point No : 2961030
 Name : RIVER DOVE AT KIRKBY MILLS

	YEAR 1994				Conf of Grade for det (%)					
	mean	sd	no	90/10%ile	A	B	C	D	E	F
BOD	1.50	1.29	36	2.95	13	81	6	-	-	-
Amm	0.04	0.02	37	0.07	100	-	-	-	-	-
DO	89.25	8.30	36	78.61	20	80	-	-	-	-

Overall Conf of Grade (%)
 A B C D E F

13	81	6	-	-	-
----	----	---	---	---	---

Face Value Grade : B

	YEAR 1990				Conf of Grade for det (%)					
	mean	sd	no	90/10%ile	A	B	C	D	E	F
BOD	1.41	0.52	38	2.09	97	3	-	-	-	-
Amm	0.05	0.05	39	0.10	100	-	-	-	-	-
DO	85.60	10.11	35	72.64	-	83	17	-	-	-

Overall Conf of Grade (%)
 A B C D E F

-	83	17	-	-	-
---	----	----	---	---	---

Face Value Grade : B

Sample Point No :2961040
 Name :RIVER DOVE AT SPARROW HALL, SALTON

	YEAR 1994				Conf of Grade for det (%)					
	mean	sd	no	90/10%ile	A	B	C	D	E	F
BOD	1.38	0.48	36	2.01	99	1	-	-	-	-
Amm	0.06	0.04	37	0.11	100	-	-	-	-	-
DO	96.55	6.02	36	88.84	100	-	-	-	-	-

Overall Conf of Grade(%)
 A B C D E F

99 1 - - - -

Face Value Grade : A

	YEAR 1990				Conf of Grade for det (%)					
	mean	sd	no	90/10%ile	A	B	C	D	E	F
BOD	1.69	0.65	39	2.54	41	59	-	-	-	-
Amm	0.06	0.05	39	0.12	100	-	-	-	-	-
DO	97.83	9.94	35	85.09	97	3	-	-	-	-

Overall Conf of Grade(%)
 A B C D E F

41 59 - - - -

Face Value Grade : B

Sample Point No :2961200
 Name :RIVER HERTFORD AT BINNINGTON

	YEAR 1994				Conf of Grade for det (%)					
	mean	sd	no	90/10%ile	A	B	C	D	E	F
BOD	1.80	0.89	30	2.94	5	93	1	-	1	-
Amm	0.71	0.46	30	1.27	-	-	55	45	-	-
DO	58.31	19.56	29	33.24	-	-	-	-	99	1

Overall Conf of Grade(%)
 A B C D E F

- - - - 99 1

Face Value Grade : E

	YEAR 1990				Conf of Grade for det (%)					
	mean	sd	no	90/10%ile	A	B	C	D	E	F
BOD	0.00	0.00	0	0.00						
Amm	0.00	0.00	0	0.00						
DO	0.00	0.00	0	0.00						

Overall Conf of Grade(%)
 A B C D E F

Face Value Grade :

Sample Point No :2961470
 Name :RIVER RYE AT NUNNINGTON BRIDGE

	YEAR 1994				Conf of Grade for det (%)					
	mean	sd	no	90/10%ile	A	B	C	D	E	F
BOD	1.31	0.41	36	1.85	100	-	-	-	-	-
Amm	0.05	0.03	37	0.09	100	-	-	-	-	-
DO	96.52	8.05	37	86.20	100	-	-	-	-	-

Overall Conf of Grade(%)
 A B C D E F

100	-	-	-	-	-
-----	---	---	---	---	---

Face Value Grade : A

	YEAR 1990				Conf of Grade for det (%)					
	mean	sd	no	90/10%ile	A	B	C	D	E	F
BOD	1.59	0.66	39	2.45	58	42	-	-	-	-
Amm	0.04	0.03	39	0.08	100	-	-	-	-	-
DO	91.83	7.07	35	82.77	92	8	-	-	-	-

Overall Conf of Grade(%)
 A B C D E F

58	42	-	-	-	-
----	----	---	---	---	---

Face Value Grade : A

Sample Point No :2961480
 Name :RIVER RYE AT RYTON BRIDGE

	YEAR 1994				Conf of Grade for det (%)					
	mean	sd	no	90/10%ile	A	B	C	D	E	F
BOD	1.32	0.49	36	1.96	99	1	-	-	-	-
Amm	0.04	0.03	37	0.08	100	-	-	-	-	-
DO	95.61	7.40	37	86.13	100	-	-	-	-	-

Overall Conf of Grade(%)
 A B C D E F

99	1	-	-	-	-
----	---	---	---	---	---

Face Value Grade : A

	YEAR 1990				Conf of Grade for det (%)					
	mean	sd	no	90/10%ile	A	B	C	D	E	F
BOD	1.61	0.61	39	2.41	66	34	-	-	-	-
Amm	0.06	0.04	39	0.11	100	-	-	-	-	-
DO	94.89	6.17	36	86.98	100	-	-	-	-	-

Overall Conf of Grade(%)
 A B C D E F

66	34	-	-	-	-
----	----	---	---	---	---

Face Value Grade : A

Sample Point No :2961500
 Name :RIVER RYE UPSTREAM OF RYE HOUSE TROUT FARM

	YEAR 1994				Conf of Grade for det (%)					
	mean	sd	no	90/10%ile	A	B	C	D	E	F
BOD	1.45	1.43	34	2.97	15	75	10	-	-	-
Amm	0.04	0.03	34	0.08	100	-	-	-	-	-
DO	91.43	17.96	35	68.41	-	33	63	4	-	-

Overall Conf of Grade(%)					
A	B	C	D	E	F
-	33	63	4	-	-

Face Value Grade : C

	YEAR 1990				Conf of Grade for det (%)					
	mean	sd	no	90/10%ile	A	B	C	D	E	F
BOD	1.03	0.50	17	1.67	98	2	-	-	-	-
Amm	0.03	0.03	15	0.06	100	-	-	-	-	-
DO	95.12	7.82	17	85.10	93	7	-	-	-	-

Overall Conf of Grade(%)					
A	B	C	D	E	F
93	7	-	-	-	-

Face Value Grade : A

Sample Point No :2961510
 Name :RIVER SEVEN AT GREAT BARUGH

	YEAR 1994				Conf of Grade for det (%)					
	mean	sd	no	90/10%ile	A	B	C	D	E	F
BOD	1.57	0.63	36	2.39	67	33	-	-	-	-
Amm	0.11	0.05	37	0.17	88	12	-	-	-	-
DO	90.54	11.08	37	76.34	4	94	2	-	-	-

Overall Conf of Grade(%)					
A	B	C	D	E	F
4	94	2	-	-	-

Face Value Grade : B

	YEAR 1990				Conf of Grade for det (%)					
	mean	sd	no	90/10%ile	A	B	C	D	E	F
BOD	1.71	0.58	39	2.47	55	45	-	-	-	-
Amm	0.14	0.09	39	0.25	2	98	-	-	-	-
DO	88.43	9.67	35	76.04	2	97	1	-	-	-

Overall Conf of Grade(%)					
A	B	C	D	E	F
1	98	1	-	-	-

Face Value Grade : B

Sample Point No : 2961520
 Name : RIVER SEVEN DOWNSTREAM OF SINNINGTON TROUT FARM

	YEAR 1994				Conf of Grade for det (%)					
	mean	sd	no	90/10%ile	A	B	C	D	E	F
BOD	1.83	0.63	36	2.66	18	82	-	-	-	-
Amm	0.21	0.16	36	0.40	-	99	1	-	-	-
DO	88.78	10.37	36	75.49	1	97	2	-	-	-

Overall Conf of Grade (%)
 A B C D E F

-	98	2	-	-	-
---	----	---	---	---	---

Face Value Grade : B

	YEAR 1990				Conf of Grade for det (%)					
	mean	sd	no	90/10%ile	A	B	C	D	E	F
BOD	0.00	0.00	0	0.00						
Amm	0.00	0.00	0	0.00						
DO	0.00	0.00	0	0.00						

Overall Conf of Grade (%)
 A B C D E F

--	--	--	--	--	--

Face Value Grade :

Sample Point No : 2961530
 Name : RIVER SEVEN UPSTREAM OF SINNINGTON TROUT FARM

	YEAR 1994				Conf of Grade for det (%)					
	mean	sd	no	90/10%ile	A	B	C	D	E	F
BOD	1.56	0.72	38	2.49	52	48	-	-	-	-
Amm	0.09	0.10	38	0.19	59	41	-	-	-	-
DO	89.74	9.37	38	77.73	11	89	-	-	-	-

Overall Conf of Grade (%)
 A B C D E F

11	89	-	-	-	-
----	----	---	---	---	---

Face Value Grade : B

	YEAR 1990				Conf of Grade for det (%)					
	mean	sd	no	90/10%ile	A	B	C	D	E	F
BOD	1.52	0.80	17	2.53	46	52	2	-	-	-
Amm	0.07	0.06	17	0.14	88	12	-	-	-	-
DO	86.71	8.91	17	75.29	3	88	9	-	-	-

Overall Conf of Grade (%)
 A B C D E F

3	88	9	-	-	-
---	----	---	---	---	---

Face Value Grade : B

Sample Point No :2961825
 Name :SWALLOWPITTS BECK AT SCRAYINGHAM

	YEAR 1994				Conf of Grade, for det (%)					
	mean	sd	no	90/10%ile	A	B	C	D	E	F
BOD	3.12	5.01	25	7.01	-	2	26	36	34	2
Amm	0.13	0.26	26	0.30	9	86	5	-	-	-
DO	85.60	17.68	25	62.94	-	3	65	30	2	-

Overall Conf of Grade(%)
 A B C D E F

-	-	28	36	34	2
---	---	----	----	----	---

Face Value Grade : D

	YEAR 1990				Conf of Grade for det (%)					
	mean	sd	no	90/10%ile	A	B	C	D	E	F
BOD	0.00	0.00	0	0.00						
Amm	0.00	0.00	0	0.00						
DO	0.00	0.00	0	0.00						

Overall Conf of Grade(%)
 A B C D E F

--	--	--	--	--	--

Face Value Grade :

Sample Point No :2961930
 Name :WHITECARR BECK AT MOOK ST. BRIDGE

	YEAR 1994				Conf of Grade for det (%)					
	mean	sd	no	90/10%ile	A	B	C	D	E	F
BOD	2.30	1.29	25	3.92	-	54	45	1	-	-
Amm	0.57	0.55	26	1.16	-	-	67	33	-	-
DO	95.24	8.53	25	84.31	93	7	-	-	-	-

Overall Conf of Grade(%)
 A B C D E F

-	1	66	33	-	-
---	---	----	----	---	---

Face Value Grade : C

	YEAR 1990				Conf of Grade for det (%)					
	mean	sd	no	90/10%ile	A	B	C	D	E	F
BOD	0.00	0.00	0	0.00						
Amm	0.00	0.00	0	0.00						
DO	0.00	0.00	0	0.00						

Overall Conf of Grade(%)
 A B C D E F

--	--	--	--	--	--

Face Value Grade :

Sample Point No :2980232
 Name :COPPICE BECK AT CONFLUENCE WITH OAK BECK

	YEAR 1994				Conf of Grade for det (%)					
	mean	sd	no	90/10%ile	A	B	C	D	E	F
BOD	7.01	8.68	34	15.15	-	-	-	-	48	52
Amm	0.77	0.51	35	1.39	-	-	29	71	-	-
DO	91.65	7.51	23	82.03	78	22	-	-	-	-

Overall Conf of Grade(%)
 A B C D E F

-	-	-	-	48	52
---	---	---	---	----	----

Face Value Grade : F

	YEAR 1990				Conf of Grade for det (%)					
	mean	sd	no	90/10%ile	A	B	C	D	E	F
BOD	10.84	11.41	23	22.58	-	-	7	-	3	97
Amm	1.21	2.04	23	2.73	-	-	-	37	62	1
DO	80.57	11.41	21	65.95	-	8	84	8	-	-

Overall Conf of Grade(%)
 A B C D E F

-	-	-	-	3	97
---	---	---	---	---	----

Face Value Grade : F

Sample Point No :2980250
 Name :CRIMPLE BECK AT LITTLE RIBSTON

	YEAR 1994				Conf of Grade for det (%)					
	mean	sd	no	90/10%ile	A	B	C	D	E	F
BOD	3.60	1.79	69	5.89	-	-	59	41	-	-
Amm	1.04	0.73	70	1.92	-	-	-	99	1	-
DO	81.05	13.31	66	63.99	-	-	94	6	-	-

Overall Conf of Grade(%)
 A B C D E F

-	-	-	99	1	-
---	---	---	----	---	---

Face Value Grade : D

	YEAR 1990				Conf of Grade for det (%)					
	mean	sd	no	90/10%ile	A	B	C	D	E	F
BOD	4.32	1.34	36	6.08	-	-	41	59	-	-
Amm	1.37	1.29	35	2.77	-	-	-	26	74	-
DO	77.82	18.48	34	54.14	-	-	6	73	21	-

Overall Conf of Grade(%)
 A B C D E F

-	-	-	26	74	-
---	---	---	----	----	---

Face Value Grade : E

Sample Point No :2980260
 Name :CRIMPLE BECK AT NORTH DEIGHTON

	YEAR 1994				Conf of Grade for det (%)					
	mean	sd	no	90/10%ile	A	B	C	D	E	F
BOD	2.06	1.49	69	3.83	-	64	36	-	-	-
Amm	0.18	0.23	70	0.39	-	99	1	-	-	-
DO	99.10	11.76	68	84.03	97	3	-	-	-	-

Overall Conf of Grade(%)
 A B C D E F

-	64	36	-	-	-
---	----	----	---	---	---

Face Value Grade : B

	YEAR 1990				Conf of Grade for det (%)					
	mean	sd	no	90/10%ile	A	B	C	D	E	F
BOD	2.21	1.20	36	3.73	-	70	30	-	-	-
Amm	0.09	0.13	35	0.20	50	50	-	-	-	-
DO	101.20	11.75	34	86.14	97	3	-	-	-	-

Overall Conf of Grade(%)
 A B C D E F

-	70	30	-	-	-
---	----	----	---	---	---

Face Value Grade : B

Sample Point No :2980750
 Name :OAK BECK AT A61 ROAD BRIDGE

	YEAR 1994				Conf of Grade for det (%)					
	mean	sd	no	90/10%ile	A	B	C	D	E	F
BOD	2.56	2.28	60	5.09	-	2	84	14	-	-
Amm	0.22	0.38	61	0.50	-	79	21	-	-	-
DO	97.76	10.08	58	84.84	99	1	-	-	-	-

Overall Conf of Grade(%)
 A B C D E F

-	2	84	14	-	-
---	---	----	----	---	---

Face Value Grade : C

	YEAR 1990				Conf of Grade for det (%)					
	mean	sd	no	90/10%ile	A	B	C	D	E	F
BOD	2.56	1.68	36	4.61	-	12	83	5	-	-
Amm	0.15	0.15	35	0.31	-	99	1	-	-	-
DO	94.18	9.33	34	82.22	80	20	-	-	-	-

Overall Conf of Grade(%)
 A B C D E F

-	12	83	5	-	-
---	----	----	---	---	---

Face Value Grade : C

Sample Point No :2980890
 Name :RIVER AT KILLINGHALL (A61 ROAD BRIDGE)

	YEAR 1994				Conf of Grade for det (%)					
	mean	sd	no	90/10%ile	A	B	C	D	E	F
BOD	2.02	1.44	60	3.74	-	70	30	-	-	-
Amm	0.10	0.08	61	0.19	61	39	-	-	-	-
DO	97.07	5.99	58	89.39	100	-	-	-	-	-

Overall Conf of Grade(%)					
A	B	C	D	E	F
-	70	30	-	-	-

Face Value Grade : B

	YEAR 1990				Conf of Grade for det (%)					
	mean	sd	no	90/10%ile	A	B	C	D	E	F
BOD	1.99	0.77	36	3.00	1	99	-	-	-	-
Amm	0.09	0.10	35	0.19	58	42	-	-	-	-
DO	95.62	4.13	34	90.33	100	-	-	-	-	-

Overall Conf of Grade(%)					
A	B	C	D	E	F
1	99	-	-	-	-

Face Value Grade : B

Sample Point No :2981315
 Name :RIVER NIDD AT SCOTTON MILL WEIR

	YEAR 1994				Conf of Grade for det (%)					
	mean	sd	no	90/10%ile	A	B	C	D	E	F
BOD	2.27	1.34	67	3.94	-	56	44	-	-	-
Amm	0.30	0.21	68	0.55	-	76	24	-	-	-
DO	92.36	12.03	65	76.94	5	95	-	-	-	-

Overall Conf of Grade(%)					
A	B	C	D	E	F
-	56	44	-	-	-

Face Value Grade : B

	YEAR 1990				Conf of Grade for det (%)					
	mean	sd	no	90/10%ile	A	B	C	D	E	F
BOD	2.48	0.90	36	3.66	-	83	17	-	-	-
Amm	0.46	0.43	35	0.93	-	-	94	6	-	-
DO	92.26	6.96	35	83.34	96	4	-	-	-	-

Overall Conf of Grade(%)					
A	B	C	D	E	F
-	-	94	6	-	-

Face Value Grade : C

Sample Point No :2981320
 Name :RIVER NIDD AT KNARESBOURGH

	YEAR 1994				Conf of Grade for det (%)					
	mean	sd	no	90/10%ile	A	B	C	D	E	F
BOD	2.35	1.50	69	4.19	-	30	70	-	-	-
Amm	0.17	0.13	70	0.32	-	100	-	-	-	-
DO	97.03	13.39	66	79.87	47	53	-	-	-	-

Overall Conf of Grade (%)
 A B C D E F

-	30	70	-	-	-
---	----	----	---	---	---

Face Value Grade : C

	YEAR 1990				Conf of Grade for det (%)					
	mean	sd	no	90/10%ile	A	B	C	D	E	F
BOD	2.24	0.91	36	3.42	-	93	7	-	-	-
Amm	0.19	0.19	35	0.39	-	97	3	-	-	-
DO	96.12	5.20	34	89.46	100	-	-	-	-	-

Overall Conf of Grade (%)
 A B C D E F

-	93	7	-	-	-
---	----	---	---	---	---

Face Value Grade : B

Sample Point No :2981340
 Name :RIVER NIDD AT PATELEY BRIDGE

	YEAR 1994				Conf of Grade for det (%)					
	mean	sd	no	90/10%ile	A	B	C	D	E	F
BOD	1.42	0.60	60	2.20	94	6	-	-	-	-
Amm	0.05	0.04	61	0.10	100	-	-	-	-	-
DO	98.30	5.90	57	90.74	100	-	-	-	-	-

Overall Conf of Grade (%)
 A B C D E F

94	6	-	-	-	-
----	---	---	---	---	---

Face Value Grade : A

	YEAR 1990				Conf of Grade for det (%)					
	mean	sd	no	90/10%ile	A	B	C	D	E	F
BOD	1.55	0.57	36	2.30	81	19	-	-	-	-
Amm	0.07	0.05	35	0.13	99	1	-	-	-	-
DO	96.74	4.91	35	90.45	100	-	-	-	-	-

Overall Conf of Grade (%)
 A B C D E F

81	19	-	-	-	-
----	----	---	---	---	---

Face Value Grade : A

Sample Point No :2981360
 Name :RIVER NIDD AT SKIP BRIDGE

	YEAR 1994				Conf of Grade for det (%)					
	mean	sd	no	90/10%ile	A	B	C	D	E	F
BOD	2.03	0.90	67	3.19	-	100	-	-	-	-
Amm	0.17	0.20	68	0.36	-	100	-	-	-	-
DO	90.31	8.18	65	79.83	44	56	-	-	-	-

Overall Conf of Grade(%)

A	B	C	D	E	F
-	100	-	-	-	-

Face Value Grade : B

	YEAR 1990				Conf of Grade for det (%)					
	mean	sd	no	90/10%ile	A	B	C	D	E	F
BOD	2.32	1.03	69	3.65	-	88	12	-	-	-
Amm	0.16	0.14	70	0.32	-	100	-	-	-	-
DO	90.23	11.44	56	75.57	1	98	1	-	-	-

Overall Conf of Grade(%)

A	B	C	D	E	F
-	88	12	-	-	-

Face Value Grade : B

Sample Point No :2981370
 Name :RIVER NIDD AT WALSHFORD BRIDGE

	YEAR 1994				Conf of Grade for det (%)					
	mean	sd	no	90/10%ile	A	B	C	D	E	F
BOD	2.21	1.10	67	3.62	-	87	13	-	-	-
Amm	0.22	0.18	68	0.43	-	100	-	-	-	-
DO	91.66	7.49	64	82.06	92	8	-	-	-	-

Overall Conf of Grade(%)

A	B	C	D	E	F
-	87	13	-	-	-

Face Value Grade : B

	YEAR 1990				Conf of Grade for det (%)					
	mean	sd	no	90/10%ile	A	B	C	D	E	F
BOD	2.46	0.87	36	3.60	-	87	13	-	-	-
Amm	0.20	0.17	35	0.39	-	98	2	-	-	-
DO	95.97	6.93	33	87.09	100	-	-	-	-	-

Overall Conf of Grade(%)

A	B	C	D	E	F
-	87	13	-	-	-

Face Value Grade : B

Sample Point No :2981380
 Name :RIVER NIDD BELOW KNARESBOROUGH S.WKS.

	YEAR 1994				Conf of Grade for det (%)					
	mean	sd	no	90/10%ile	A	B	C	D	E	F
BOD	2.31	1.35	67	3.99	-	51	49	-	-	-
Amm	0.22	0.22	68	0.45	-	97	3	-	-	-
DO	95.74	4.51	66	89.96	100	-	-	-	-	-

Overall Conf of Grade(%)
 A B C D E F

-	51	49	-	-	-
---	----	----	---	---	---

Face Value Grade : B

	YEAR 1990				Conf of Grade for det (%)					
	mean	sd	no	90/10%ile	A	B	C	D	E	F
BOD	2.37	0.84	36	3.47	-	94	6	-	-	-
Amm	0.20	0.15	35	0.38	-	99	1	-	-	-
DO	94.35	5.02	34	87.92	100	-	-	-	-	-

Overall Conf of Grade(%)
 A B C D E F

-5	99	6	-	-	-
----	----	---	---	---	---

Face Value Grade : B

Sample Point No :2990110
 Name :BEDALE BECK AT LEEMING

	YEAR 1994				Conf of Grade for det (%)					
	mean	sd	no	90/10%ile	A	B	C	D	E	F
BOD	1.70	0.84	36	2.77	13	87	-	-	-	-
Amm	0.10	0.12	37	0.21	35	65	-	-	-	-
DO	93.60	9.32	35	81.66	74	26	-	-	-	-

Overall Conf of Grade(%)
 A B C D E F

13	87	-	-	-	-
----	----	---	---	---	---

Face Value Grade : B

	YEAR 1990				Conf of Grade for det (%)					
	mean	sd	no	90/10%ile	A	B	C	D	E	F
BOD	1.78	0.96	36	2.99	3	95	2	-	-	-
Amm	0.17	0.27	36	0.38	-	93	7	-	-	-
DO	91.19	12.80	26	74.79	4	83	13	-	-	-

Overall Conf of Grade(%)
 A B C D E F

-	87	13	-	-	-
---	----	----	---	---	---

Face Value Grade : B

Sample Point No :2990187
 Name :COD BECK AT A168(T) ROADBRIDGE

	YEAR 1994				Conf of Grade for det (%)					
	mean	sd	no	90/10%ile	A	B	C	D	E	F
BOD	2.24	1.42	36	3.98	-	51	49	-	-	-
Amm	0.09	0.13	37	0.20	50	50	-	-	-	-
DO	102.61	12.98	35	85.98	95	5	-	-	-	-

Overall Conf of Grade(%)
 A B C D E F

- 51 49 - - -

Face Value Grade : B

	YEAR 1990				Conf of Grade for det (%)					
	mean	sd	no	90/10%ile	A	B	C	D	E	F
BOD	2.36	1.06	36	3.73	-	73	27	-	-	-
Amm	0.11	0.12	36	0.23	20	80	-	-	-	-
DO	102.60	9.31	24	90.67	100	-	-	-	-	-

Overall Conf of Grade(%)
 A B C D E F

- 73 27 - - -

Face Value Grade : B

Sample Point No :2990188
 Name :COD BECK AT SOUTH KILVINGTON

	YEAR 1994				Conf of Grade for det (%)					
	mean	sd	no	90/10%ile	A	B	C	D	E	F
BOD	1.95	1.22	33	3.45	-	82	18	-	-	-
Amm	0.08	0.13	34	0.18	63	37	-	-	-	-
DO	92.47	9.18	34	80.71	61	39	-	-	-	-

Overall Conf of Grade(%)
 A B C D E F

- 82 18 - - -

Face Value Grade : B

	YEAR 1990				Conf of Grade for det (%)					
	mean	sd	no	90/10%ile	A	B	C	D	E	F
BOD	2.09	0.95	36	3.32	-	95	5	-	-	-
Amm	0.08	0.07	36	0.16	88	12	-	-	-	-
DO	95.88	11.19	25	81.54	66	34	-	-	-	-

Overall Conf of Grade(%)
 A B C D E F

- 95 5 - - -

Face Value Grade : B

Sample Point No :2990190
 Name :COD BECK AT TOPCLIFFE (DALTON BRIDGE)

	YEAR 1994				Conf of Grade for det (%)					
	mean	sd	no	90/10%ile	A	B	C	D	E	F
BOD	2.09	1.17	36	3.56	-	80	20	-	-	-
Amm	0.12	0.13	37	0.25	9	91	-	-	-	-
DO	98.74	11.94	37	83.44	86	14	-	-	-	-

Overall Conf of Grade(%)					
A	B	C	D	E	F
-	80	20	-	-	-

Face Value Grade : B

	YEAR 1990				Conf of Grade for det (%)					
	mean	sd	no	90/10%ile	A	B	C	D	E	F
BOD	2.23	1.11	36	3.65	-	77	23	-	-	-
Amm	0.12	0.10	36	0.23	14	86	-	-	-	-
DO	95.76	8.96	25	84.28	92	8	-	-	-	-

Overall Conf of Grade(%)					
A	B	C	D	E	F
-	77	23	-	-	-

Face Value Grade : B

Sample Point No :2991570
 Name :RIVER SWALE AT BRAFFERTON (THORNTON BRIDGE)

	YEAR 1994				Conf of Grade for det (%)					
	mean	sd	no	90/10%ile	A	B	C	D	E	F
BOD	1.81	0.77	68	2.81	3	97	-	-	-	-
Amm	0.08	0.07	70	0.16	96	4	-	-	-	-
DO	96.94	8.74	66	85.74	100	-	-	-	-	-

Overall Conf of Grade(%)					
A	B	C	D	E	F
3	97	-	-	-	-

Face Value Grade : B

	YEAR 1990				Conf of Grade for det (%)					
	mean	sd	no	90/10%ile	A	B	C	D	E	F
BOD	2.00	0.95	70	3.22	-	100	-	-	-	-
Amm	0.16	0.14	70	0.32	-	100	-	-	-	-
DO	92.75	11.23	56	78.36	18	82	-	-	-	-

Overall Conf of Grade(%)					
A	B	C	D	E	F
-	100	-	-	-	-

Face Value Grade : B

Sample Point No :2991580
 Name :RIVER SWALE AT CATTERICK

	YEAR 1994				Conf. of Grade for det (%)					
	mean	sd	no	90/10%ile	A	B	C	D	E	F
BOD	1.59	0.59	36	2.36	72	28	-	-	-	-
Amm	0.11	0.38	37	0.24	29	70	1	-	-	-
DO	99.37	7.46	37	89.81	100	-	-	-	-	-

Overall Conf of Grade(%)
 A B C D E F

29 70 1 - - -

Face Value Grade : B

	YEAR 1990				Conf. of Grade for det (%)					
	mean	sd	no	90/10%ile	A	B	C	D	E	F
BOD	1.95	0.74	36	2.92	2	98	-	-	-	-
Amm	0.08	0.11	36	0.18	68	32	-	-	-	-
DO	94.79	8.29	29	84.17	95	5	-	-	-	-

Overall Conf of Grade(%)
 A B C D E F

2 98 - - - -

Face Value Grade : B

Sample Point No :2991610
 Name :RIVER SWALE AT HUDSWELL (LOWNETHWAITE)

	YEAR 1994				Conf. of Grade for det (%)					
	mean	sd	no	90/10%ile	A	B	C	D	E	F
BOD	1.41	0.65	36	2.25	82	18	-	-	-	-
Amm	0.03	0.02	37	0.05	100	-	-	-	-	-
DO	99.30	5.00	37	92.89	100	-	-	-	-	-

Overall Conf of Grade(%)
 A B C D E F

82 18 - - - -

Face Value Grade : A

	YEAR 1990				Conf. of Grade for det (%)					
	mean	sd	no	90/10%ile	A	B	C	D	E	F
BOD	1.38	0.59	36	2.15	92	8	-	-	-	-
Amm	0.03	0.04	36	0.07	100	-	-	-	-	-
DO	97.13	6.23	30	89.15	100	-	-	-	-	-

Overall Conf of Grade(%)
 A B C D E F

92 8 - - - -

Face Value Grade : A

Sample Point No :2991620
 Name :RIVER SWALE AT MORTON ON SWALE

	YEAR 1994				Conf of Grade for det (%)					
	mean	sd	no	90/10%ile	A	B	C	D	E	F
BOD	1.59	0.70	36	2.50	51	49	-	-	-	-
Amm	0.05	0.05	37	0.10	100	-	-	-	-	-
DO	98.20	7.81	36	88.19	100	-	-	-	-	-

Overall Conf of Grade(%)
 A B C D E F

51	49	-	-	-	-
----	----	---	---	---	---

Face Value Grade : A

	YEAR 1990				Conf of Grade for det (%)					
	mean	sd	no	90/10%ile	A	B	C	D	E	F
BOD	1.86	0.68	36	2.75	9	91	-	-	-	-
Amm	0.06	0.06	36	0.12	98	2	-	-	-	-
DO	96.81	6.15	27	88.93	100	-	-	-	-	-

Overall Conf of Grade(%)
 A B C D E F

9	91	-	-	-	-
---	----	---	---	---	---

Face Value Grade : B

Sample Point No :2991640
 Name :RIVER SWALE AT TOPCLIFFE

	YEAR 1994				Conf of Grade for det (%)					
	mean	sd	no	90/10%ile	A	B	C	D	E	F
BOD	1.57	0.42	36	2.12	99	1	-	-	-	-
Amm	0.06	0.06	37	0.12	99	1	-	-	-	-
DO	96.70	4.07	36	91.48	100	-	-	-	-	-

Overall Conf of Grade(%)
 A B C D E F

99	1	-	-	-	-
----	---	---	---	---	---

Face Value Grade : A

	YEAR 1990				Conf of Grade for det (%)					
	mean	sd	no	90/10%ile	A	B	C	D	E	F
BOD	2.08	0.81	36	3.14	-	99	1	-	-	-
Amm	0.11	0.09	36	0.21	33	67	-	-	-	-
DO	94.48	5.85	25	86.98	100	-	-	-	-	-

Overall Conf of Grade(%)
 A B C D E F

-	99	1	-	-	-
---	----	---	---	---	---

Face Value Grade : B

Sample Point No :2991730
 Name :RIVER WISKE AT HOWDEN BRIDGE

	YEAR 1994				Conf of Grade for det (%)					
	mean	sd	no	90/10%ile	A	B	C	D	E	F
BOD	3.90	1.76	36	6.17	-	-	37	62	1	-
Amm	1.72	1.50	37	3.40	-	-	-	2	98	-
DO	91.58	24.11	36	60.68	-	2	52	41	5	-

Overall Conf of Grade(%)
 A B C D E F

-	-	-	2	98	-
---	---	---	---	----	---

Face Value Grade : E

	YEAR 1990				Conf of Grade for det (%)					
	mean	sd	no	90/10%ile	A	B	C	D	E	F
BOD	4.87	1.95	36	7.41	-	-	-	77	23	-
Amm	2.78	2.12	36	5.26	-	-	-	-	100	-
DO	74.88	19.99	26	49.26	-	-	1	43	56	-

Overall Conf of Grade(%)
 A B C D E F

-	-	-	-	100	-
---	---	---	---	-----	---

Face Value Grade : E

Sample Point No :2991740
 Name :RIVER WISKE AT KIRBY WISKE

	YEAR 1994				Conf of Grade for det (%)					
	mean	sd	no	90/10%ile	A	B	C	D	E	F
BOD	2.37	1.44	35	4.15	-	37	62	1	-	-
Amm	0.46	0.54	36	0.98	-	-	86	14	-	-
DO	84.06	19.04	34	59.66	-	-	46	51	3	-

Overall Conf of Grade(%)
 A B C D E F

-	38	9	50	3	-
---	----	---	----	---	---

Face Value Grade : D

	YEAR 1990				Conf of Grade for det (%)					
	mean	sd	no	90/10%ile	A	B	C	D	E	F
BOD	2.73	1.48	36	4.60	-	8	89	3	-	-
Amm	0.78	0.82	36	1.62	-	-	10	87	3	-
DO	81.35	22.12	26	53.00	-	-	8	58	34	-

Overall Conf of Grade(%)
 A B C D E F

-	-	-	66	34	-
---	---	---	----	----	---

Face Value Grade : D

Sample Point No :2991760
 Name :RIVER WISKE AT YAFFORTH

	YEAR 1994				Conf of Grade for det (%)					
	mean	sd	no	90/10%ile	A	B	C	D	E	F
BOD	2.39	2.44	36	4.94	-	10	70	18	2	-
Amm	0.25	0.42	37	0.56	-	58	42	-	-	-
DO	89.45	18.17	36	66.16	-	14	76	10	-	-

Overall Conf of Grade (%)
 A B C D E F

-	5	75	18	2	-
---	---	----	----	---	---

Face Value Grade : C

	YEAR 1990				Conf of Grade for det (%)					
	mean	sd	no	90/10%ile	A	B	C	D	E	F
BOD	2.62	1.46	36	4.46	-	14	84	2	-	-
Amm	0.35	0.61	36	0.79	-	12	82	6	-	-
DO	78.73	17.59	26	56.19	-	-	17	69	14	-

Overall Conf of Grade (%)
 A B C D E F

-	-	18	68	14	-
---	---	----	----	----	---

Face Value Grade : D

Sample Point No :2991781
 Name :SKEEBY BECK U/S BARK TROUT FARM

	YEAR 1994				Conf of Grade for det (%)					
	mean	sd	no	90/10%ile	A	B	C	D	E	F
BOD	1.58	0.59	35	2.35	73	27	-	-	-	-
Amm	0.05	0.05	36	0.10	100	-	-	-	-	-
DO	96.27	9.75	34	83.77	92	8	-	-	-	-

Overall Conf of Grade (%)
 A B C D E F

73	27	-	-	-	-
----	----	---	---	---	---

Face Value Grade : A

	YEAR 1990				Conf of Grade for det (%)					
	mean	sd	no	90/10%ile	A	B	C	D	E	F
BOD	1.18	0.64	13	1.99	81	19	-	-	-	-
Amm	0.04	0.04	14	0.08	98	2	-	-	-	-
DO	99.18	7.96	11	88.98	97	3	-	-	-	-

Overall Conf of Grade (%)
 A B C D E F

81	19	-	-	-	-
----	----	---	---	---	---

Face Value Grade : A

Sample Point No :3912320

Name :NEW JUNCTION CANAL AT SYKEHOUSE

	YEAR 1994				Conf of Grade for det (%)					
	mean	sd	no	90/10%ile	A	B	C	D	E	F
BOD	2.30	0.98	72	3.57	-	94	6	-	-	-
Amm	0.19	0.31	72	0.43	-	95	5	-	-	-
DO	79.76	16.53	66	58.58	-	-	28	72	-	-

Overall Conf of Grade(%)
A B C D E F

- - 29 71 - -

Face Value Grade : D

	YEAR 1990				Conf of Grade for det (%)					
	mean	sd	no	90/10%ile	A	B	C	D	E	F
BOD	2.84	1.62	50	4.87	-	1	95	4	-	-
Amm	0.76	0.93	50	1.64	-	-	8	90	2	-
DO	69.23	19.78	48	43.88	-	-	-	4	96	-

Overall Conf of Grade(%)
A B C D E F

- - - 4 96 -

Face Value Grade : E

Sample Point No :3915030

Name :SOUTH YORKS.NAVIGATION AT SANDALL LOCK (ABOVE ROC

	YEAR 1994				Conf of Grade for det (%)					
	mean	sd	no	90/10%ile	A	B	C	D	E	F
BOD	3.36	1.35	73	5.12	-	-	99	1	-	-
Amm	1.72	1.35	73	3.29	-	-	-	-	100	-
DO	70.93	19.25	66	46.26	-	-	-	10	90	-

Overall Conf of Grade(%)
A B C D E F

- - - - 100 -

Face Value Grade : E

	YEAR 1990				Conf of Grade for det (%)					
	mean	sd	no	90/10%ile	A	B	C	D	E	F
BOD	4.08	1.82	17	6.43	-	-	28	60	12	-
Amm	5.12	2.33	17	8.13	-	-	-	-	70	30
DO	56.63	17.50	16	34.20	-	-	-	-	96	4

Overall Conf of Grade(%)
A B C D E F

- - - - 70 30

Face Value Grade : E

Sample Point No :3915190
 Name :STAINFORTH AND KEADBY CANAL AT THORNE LOCK

	YEAR 1994				Conf of Grade for det (%)					
	mean	sd	no	90/10%ile	A	B	C	D	E	F
BOD	2.65	1.16	73	4.15	-	27	73	-	-	-
Amm	0.47	0.84	73	1.06	-	-	83	17	-	-
DO	76.79	19.15	67	52.25	-	-	-	74	26	-

Overall Conf of Grade(%)
 A B C D E F

- - 1 73 26 -

Face Value Grade : D

	YEAR 1990				Conf of Grade for det (%)					
	mean	sd	no	90/10%ile	A	B	C	D	E	F
BOD	2.98	1.77	50	5.18	-	-	88	11	1	-
Amm	1.91	1.48	50	3.64	-	-	-	-	100	-
DO	65.23	23.77	48	34.77	-	-	-	-	100	-

Overall Conf of Grade(%)
 A B C D E F

- - - - 100 -

Face Value Grade : E

Sample Point No :3930112
 Name :BAGLEY BROOK AT HOMERIC

	YEAR 1994				Conf of Grade for det (%)					
	mean	sd	no	90/10%ile	A	B	C	D	E	F
BOD	11.54	34.27	36	25.55	-	-	-	-	4	96
Amm	2.43	7.21	36	5.38	-	-	-	1	89	10
DO	77.40	16.28	35	56.54	-	-	14	78	7	1

Overall Conf of Grade(%)
 A B C D E F

- - - - 4 96

Face Value Grade : F

	YEAR 1990				Conf of Grade for det (%)					
	mean	sd	no	90/10%ile	A	B	C	D	E	F
BOD	0.00	0.00	0	0.00						
Amm	0.00	0.00	0	0.00						
DO	0.00	0.00	0	0.00						

Overall Conf of Grade(%)
 A B C D E F

Face Value Grade :

Sample Point No : 3930150
 Name : BARLBOROUGH BROOK AT CONFLUENCE WITH DOE LEA

	YEAR 1994				Conf of Grade for det (%)					
	mean	sd	no	90/10%ile	A	B	C	D	E	F
BOD	2.48	1.19	34	4.01	-	49	51	-	-	-
Amm	0.44	0.38	34	0.87	-	-	97	3	-	-
DO	91.18	11.15	32	76.89	9	89	2	-	-	-

Overall Conf of Grade (%)
 A B C D E F

-	-	97	3	-	-
---	---	----	---	---	---

Face Value Grade : C

	YEAR 1990				Conf of Grade for det (%)					
	mean	sd	no	90/10%ile	A	B	C	D	E	F
BOD	2.22	1.35	15	3.89	-	54	41	5	-	-
Amm	0.43	0.28	16	0.77	-	6	91	3	-	-
DO	85.33	15.07	15	66.02	-	18	62	19	1	-

Overall Conf of Grade (%)
 A B C D E F

-	-	80	19	1	-
---	---	----	----	---	---

Face Value Grade : C

Sample Point No : 3930160
 Name : BARLBOROUGH BROOK BELOW BARLBOROUGH SEWAGE TREATME

	YEAR 1994				Conf of Grade for det (%)					
	mean	sd	no	90/10%ile	A	B	C	D	E	F
BOD	4.72	3.97	34	9.22	-	-	-	17	82	1
Amm	1.85	1.99	34	3.87	-	-	-	1	99	-
DO	78.53	16.69	32	57.14	-	-	21	72	7	-

Overall Conf of Grade (%)
 A B C D E F

-	-	-	-	99	1
---	---	---	---	----	---

Face Value Grade : E

	YEAR 1990				Conf of Grade for det (%)					
	mean	sd	no	90/10%ile	A	B	C	D	E	F
BOD	0.00	0.00	0	0.00						
Amm	0.00	0.00	0	0.00						
DO	0.00	0.00	0	0.00						

Overall Conf of Grade (%)
 A B C D E F

--	--	--	--	--	--

Face Value Grade :

Sample Point No : 3930200
 Name : BARLOW BROOK BELOW SHEEPBRIDGE WORKS

	YEAR 1994				Conf of Grade for det (%)					
	mean	sd	no	90/10%ile	A	B	C	D	E	F
BOD	3.29	5.65	34	7.43	-	-	18	40	40	2
Amm	0.17	0.34	35	0.39	-	89	10	1	-	-
DO	96.88	13.22	31	79.94	49	50	1	-	-	-

Overall Conf of Grade (%)
 A B C D E F

-	-	18	40	40	2
---	---	----	----	----	---

Face Value Grade : D

	YEAR 1990				Conf of Grade for det (%)					
	mean	sd	no	90/10%ile	A	B	C	D	E	F
BOD	2.38	2.15	17	4.75	-	21	55	18	6	-
Amm	0.29	0.54	18	0.66	-	39	52	9	-	-
DO	89.76	17.96	17	66.74	-	25	55	18	2	-

Overall Conf of Grade (%)
 A B C D E F

1	20	55	18	6	-
---	----	----	----	---	---

Face Value Grade : C

Sample Point No : 3930215
 Name : BARLOW BROOK UPSTREAM OF SHEEPBRIDGE INDUSTRIAL E

	YEAR 1994				Conf of Grade for det (%)					
	mean	sd	no	90/10%ile	A	B	C	D	E	F
BOD	2.45	2.62	29	5.12	-	10	62	23	5	-
Amm	0.14	0.34	29	0.32	6	87	7	-	-	-
DO	94.15	10.37	27	80.86	60	40	-	-	-	-

Overall Conf of Grade (%)
 A B C D E F

-	10	62	23	5	-
---	----	----	----	---	---

Face Value Grade : C

	YEAR 1990				Conf of Grade for det (%)					
	mean	sd	no	90/10%ile	A	B	C	D	E	F
BOD	2.10	1.11	17	3.51	-	72	27	1	-	-
Amm	0.25	0.49	18	0.57	-	54	40	6	-	-
DO	90.53	18.04	17	67.41	1	30	52	16	1	-

Overall Conf of Grade (%)
 A B C D E F

2	28	53	16	1	-
---	----	----	----	---	---

Face Value Grade : C

Sample Point No :3930245
 Name :BANKS BOTTOM DYKE AT NORCROFT BRIDGE

	YEAR 1994				Conf of Grade for det (%)					
	mean	sd	no	90/10%ile	A	B	C	D	E	F
BOD	2.08	0.95	37	3.31	-	95	5	-	-	-
Amm	0.10	0.13	37	0.22	33	67	-	-	-	-
DO	92.76	9.44	35	80.66	60	40	-	-	-	-

Overall Conf of Grade(%)

A	B	C	D	E	F
-	95	5	-	-	-

Face Value Grade : B

	YEAR 1990				Conf of Grade for det (%)					
	mean	sd	no	90/10%ile	A	B	C	D	E	F
BOD	0.00	0.00	0	0.00						
Amm	0.00	0.00	0	0.00						
DO	0.00	0.00	0	0.00						

Overall Conf of Grade(%)

A	B	C	D	E	F

Face Value Grade :

Sample Point No :3930250
 Name :BARNSELY CANAL AT ROYSTON BRIDGE

	YEAR 1994				Conf of Grade for det (%)					
	mean	sd	no	90/10%ile	A	B	C	D	E	F
BOD	1.79	1.69	36	3.62	1	67	31	1	-	-
Amm	1.32	2.40	36	2.99	-	-	-	23	77	-
DO	53.91	27.50	10	18.67	-	-	-	-	44	56

Overall Conf of Grade(%)

A	B	C	D	E	F
-	-	-	-	44	56

Face Value Grade : F

	YEAR 1990				Conf of Grade for det (%)					
	mean	sd	no	90/10%ile	A	B	C	D	E	F
BOD	0.00	0.00	0	0.00						
Amm	0.00	0.00	0	0.00						
DO	0.00	0.00	0	0.00						

Overall Conf of Grade(%)

A	B	C	D	E	F

Face Value Grade :

Sample Point No : 3930290
 Name : BENTLEY BROOK AT A636 ROAD BRIDGE

	YEAR 1994				Conf of Grade for det (%)					
	mean	sd	no	90/10%ile	A	B	C	D	E	F
BOD	1.70	0.84	36	2.77	13	87	-	-	-	-
Amm	0.12	0.16	36	0.26	9	91	-	-	-	-
DO	96.51	8.33	34	85.83	99	1	-	-	-	-

Overall Conf of Grade (%)
 A B C D E F

9	91	-	-	-	-
---	----	---	---	---	---

Face Value Grade : B

	YEAR 1990				Conf of Grade for det (%)					
	mean	sd	no	90/10%ile	A	B	C	D	E	F
BOD	1.86	1.16	17	3.29	4	74	21	1	-	-
Amm	0.17	0.27	17	0.38	2	80	17	1	-	-
DO	90.13	12.07	16	74.66	6	75	19	-	-	-

Overall Conf of Grade (%)
 A B C D E F

-	78	21	1	-	-
---	----	----	---	---	---

Face Value Grade : B

Sample Point No : 3930320
 Name : BENTLEY MILL STREAM AT INGLANE AT CONFLUENCE

	YEAR 1994				Conf of Grade for det (%)					
	mean	sd	no	90/10%ile	A	B	C	D	E	F
BOD	4.27	2.27	35	7.15	-	-	4	75	21	-
Amm	0.79	0.70	35	1.57	-	-	11	88	1	-
DO	62.44	23.93	32	31.77	-	-	-	-	96	4

Overall Conf of Grade (%)
 A B C D E F

-	-	-	-	96	4
---	---	---	---	----	---

Face Value Grade : E

	YEAR 1990				Conf of Grade for det (%)					
	mean	sd	no	90/10%ile	A	B	C	D	E	F
BOD	4.39	2.45	17	7.47	-	-	6	55	39	-
Amm	0.61	0.56	17	1.22	-	-	57	41	2	-
DO	64.20	24.38	15	32.96	-	-	-	1	86	13

Overall Conf of Grade (%)
 A B C D E F

-	-	-	1	86	13
---	---	---	---	----	----

Face Value Grade : E

Sample Point No :3930330
 Name :BILLINGLEY DYKE AT CONFLUENCE WITH R.DEARNE

	YEAR 1994				Conf of Grade for det (%)					
	mean	sd	no	90/10%ile	A	B	C	D	E	F
BOD	6.82	6.85	36	14.03	-	-	-	-	62	38
Amm	4.57	5.49	36	9.82	-	-	-	-	32	68
DO	47.03	16.62	35	25.73	-	-	-	-	90	10

Overall Conf of Grade(%)
 A B C D E F

-	-	-	-	32	68
---	---	---	---	----	----

Face Value Grade : F

	YEAR 1990				Conf of Grade for det (%)					
	mean	sd	no	90/10%ile	A	B	C	D	E	F
BOD	7.21	8.85	18	15.56	-	-	-	-	44	56
Amm	4.50	4.70	18	9.36	-	-	-	-	43	57
DO	40.94	18.86	17	16.77	-	-	-	-	27	73

Overall Conf of Grade(%)
 A B C D E F

-	-	-	-	26	74
---	---	---	---	----	----

Face Value Grade : F

Sample Point No :3930370
 Name :BLACKBURN BROOK AT ASHLOWS

	YEAR 1994				Conf of Grade for det (%)					
	mean	sd	no	90/10%ile	A	B	C	D	E	F
BOD	2.42	2.07	72	4.75	-	5	91	4	-	-
Amm	0.33	0.50	72	0.74	-	10	90	-	-	-
DO	90.37	17.56	68	67.87	-	20	79	1	-	-

Overall Conf of Grade(%)
 A B C D E F

-	5	91	4	-	-
---	---	----	---	---	---

Face Value Grade : C

	YEAR 1990				Conf of Grade for det (%)					
	mean	sd	no	90/10%ile	A	B	C	D	E	F
BOD	2.82	1.94	36	5.16	-	2	80	18	-	-
Amm	0.47	1.31	36	1.05	-	3	68	28	1	-
DO	93.08	20.37	36	66.97	-	23	67	10	-	-

Overall Conf of Grade(%)
 A B C D E F

-	-	71	28	1	-
---	---	----	----	---	---

Face Value Grade : C

Sample Point No :3930430
 Name :BLACKBURN BROOK UPSTREAM OF SMITHYWOOD COKING PLAN

	YEAR 1994				Conf of Grade for det (%)					
	mean	sd	no	90/10%ile	A	B	C	D	E	F
BOD	2.09	0.88	36	3.23	-	97	3	-	-	-
Amm	0.13	0.14	36	0.27	4	96	-	-	-	-
DO	89.98	9.31	35	78.05	15	85	-	-	-	-

Overall Conf of Grade(%)					
A	B	C	D	E	F
-	97	3	-	-	-

Face Value Grade : B

	YEAR 1990				Conf of Grade for det (%)					
	mean	sd	no	90/10%ile	A	B	C	D	E	F
BOD	3.22	2.54	34	6.16	-	-	42	49	9	-
Amm	0.31	0.53	34	0.70	-	26	71	3	-	-
DO	98.23	16.87	31	76.61	17	74	9	-	-	-

Overall Conf of Grade(%)					
A	B	C	D	E	F
-	-	42	49	9	-

Face Value Grade : D

Sample Point No :3930470
 Name :BLACKER DYKE UPSTREAM CONFLUENCE WITH R DOVE

	YEAR 1994				Conf of Grade for det (%)					
	mean	sd	no	90/10%ile	A	B	C	D	E	F
BOD	2.07	1.58	64	3.92	-	56	44	-	-	-
Amm	1.18	0.86	65	2.20	-	-	-	85	15	-
DO	91.60	9.48	62	79.45	35	65	-	-	-	-

Overall Conf of Grade(%)					
A	B	C	D	E	F
-	-	-	85	15	-

Face Value Grade : D

	YEAR 1990				Conf of Grade for det (%)					
	mean	sd	no	90/10%ile	A	B	C	D	E	F
BOD	2.26	2.82	33	4.89	-	16	61	19	4	-
Amm	0.73	0.71	34	1.49	-	-	21	78	1	-
DO	89.52	7.88	31	79.42	36	64	-	-	-	-

Overall Conf of Grade(%)					
A	B	C	D	E	F
-	-	18	78	4	-

Face Value Grade : D

Sample Point No :3930500
 Name :BLACKWATER DYKE ABOVE ALDWARKE S.T.W. DISCHARGE

	YEAR 1994				Conf of Grade for det (%)					
	mean	sd	no	90/10%ile	A	B	C	D	E	F
BOD	7.33	22.29	34	16.17	-	-	-	1	39	60
Amm	2.26	1.55	35	4.13	-	-	-	-	100	-
DO	36.61	22.52	33	7.75	-	-	-	-	-	100

Overall Conf of Grade(%)
 A B C D E F

-	-	-	-	-	100
---	---	---	---	---	-----

Face Value Grade : F

	YEAR 1990				Conf of Grade for det (%)					
	mean	sd	no	90/10%ile	A	B	C	D	E	F
BOD	17.86	32.97	19	40.52	-	-	-	-	-	100
Amm	5.15	5.29	19	10.66	-	-	-	-	22	78
DO	21.41	12.01	17	6.02	-	-	-	-	-	100

Overall Conf of Grade(%)
 A B C D E F

-	-	-	-	-	100
---	---	---	---	---	-----

Face Value Grade : F

Sample Point No :3930517
 Name :BRAMWITH DRAIN AT SOUTH BRAMWITH

	YEAR 1994				Conf of Grade for det (%)					
	mean	sd	no	90/10%ile	A	B	C	D	E	F
BOD	2.52	0.91	24	3.71	-	73	27	-	-	-
Amm	0.91	0.97	24	1.90	-	-	3	78	19	-
DO	74.22	30.91	21	34.61	-	-	-	2	87	11

Overall Conf of Grade(%)
 A B C D E F

-	-	-	2	87	11
---	---	---	---	----	----

Face Value Grade : E

	YEAR 1990				Conf of Grade for det (%)					
	mean	sd	no	90/10%ile	A	B	C	D	E	F
BOD	2.15	0.79	17	3.18	1	92	7	-	-	-
Amm	0.43	0.53	18	0.93	-	4	75	20	1	-
DO	77.47	16.57	17	56.23	-	-	20	60	20	-

Overall Conf of Grade(%)
 A B C D E F

-	-	20	60	20	-
---	---	----	----	----	---

Face Value Grade : D

Sample Point No :3930530
 Name :BRETTON BROOK AT CONFLUENCE WITH RIVER DEARNE

	YEAR 1994				Conf of Grade for det (%)					
	mean	sd	no	90/10%ile	A	B	C	D	E	F
BOD	3.72	1.72	44	5.94	-	-	54	46	-	-
Amm	1.59	3.74	44	3.60	-	-	-	7	93	-
DO	84.13	17.04	41	62.29	-	1	70	29	-	-

Overall Conf of Grade(%)
 A B C D E F

-	-	-	7	93	-
---	---	---	---	----	---

Face Value Grade : E

	YEAR 1990				Conf of Grade for det (%)					
	mean	sd	no	90/10%ile	A	B	C	D	E	F
BOD	0.00	0.00	0	0.00						
Amm	0.00	0.00	0	0.00						
DO	0.00	0.00	0	0.00						

Overall Conf of Grade(%)
 A B C D E F

--	--	--	--	--	--

Face Value Grade :

Sample Point No :3930580
 Name :BROOK DYKE AT CONFLUENCE WITH RIVER DEARNE

	YEAR 1994				Conf of Grade for det (%)					
	mean	sd	no	90/10%ile	A	B	C	D	E	F
BOD	5.49	3.45	30	9.74	-	-	-	5	94	1
Amm	2.14	2.02	30	4.33	-	-	-	-	100	-
DO	53.00	18.58	29	29.19	-	-	-	-	95	5

Overall Conf of Grade(%)
 A B C D E F

-	-	-	-	95	5
---	---	---	---	----	---

Face Value Grade : E

	YEAR 1990				Conf of Grade for det (%)					
	mean	sd	no	90/10%ile	A	B	C	D	E	F
BOD	7.56	6.72	18	15.02	-	-	-	-	50	50
Amm	2.38	3.11	18	5.20	-	-	-	-	90	10
DO	47.35	23.07	17	17.78	-	-	-	-	36	64

Overall Conf of Grade(%)
 A B C D E F

-	-	-	-	36	64
---	---	---	---	----	----

Face Value Grade : F

Sample Point No :3930640
 Name :BROOKSIDE BECK AT CHATSWORTH ROAD

	YEAR 1994				Conf of Grade for det (%)					
	mean	sd	no	90/10%ile	A	B	C	D	E	F
BOD	2.05	1.43	37	3.77	-	64	36	-	-	-
Amm	0.20	0.29	37	0.44	-	86	14	-	-	-
DO	81.38	18.51	33	57.66	-	-	27	66	7	-

Overall Conf of Grade(%)
 A B C D E F

-	-	27	66	7	-
---	---	----	----	---	---

Face Value Grade : D

	YEAR 1990				Conf of Grade for det (%)					
	mean	sd	no	90/10%ile	A	B	C	D	E	F
BOD	2.65	1.71	16	4.74	-	15	65	17	3	-
Amm	0.12	0.08	16	0.22	32	68	-	-	-	-
DO	78.13	16.82	15	56.57	-	-	24	55	21	-

Overall Conf of Grade(%)
 A B C D E F

-	-	24	55	21	-
---	---	----	----	----	---

Face Value Grade : D

Sample Point No :3930680
 Name :BULLING DYKE BELOW WOMBWELL STW

	YEAR 1994				Conf of Grade for det (%)					
	mean	sd	no	90/10%ile	A	B	C	D	E	F
BOD	5.09	5.22	36	10.53	-	-	-	5	89	6
Amm	5.42	6.59	36	11.67	-	-	-	-	8	92
DO	38.26	20.43	35	12.08	-	-	-	-	3	97

Overall Conf of Grade(%)
 A B C D E F

-	-	-	-	3	97
---	---	---	---	---	----

Face Value Grade : F

	YEAR 1990				Conf of Grade for det (%)					
	mean	sd	no	90/10%ile	A	B	C	D	E	F
BOD	7.46	5.23	17	13.74	-	-	-	-	62	38
Amm	2.80	1.96	17	5.15	-	-	-	-	98	2
DO	41.69	19.22	16	17.06	-	-	-	-	29	71

Overall Conf of Grade(%)
 A B C D E F

-	-	-	-	29	71
---	---	---	---	----	----

Face Value Grade : F

Sample Point No :3930710
 Name :CARR DYKE AT CONFLUENCE WITH R.DEARNE

	YEAR 1994				Conf of Grade for det (%)					
	mean	sd	no	90/10%ile	A	B	C	D	E	F
BOD	2.64	1.96	36	4.96	-	5	81	14	-	-
Amm	0.56	0.93	36	1.26	-	-	54	45	1	-
DO	84.72	19.50	34	59.73	-	-	47	49	4	-

Overall Conf of Grade(%)
 A B C D E F

-	6	41	49	4	-
---	---	----	----	---	---

Face Value Grade : D

	YEAR 1990				Conf of Grade for det (%)					
	mean	sd	no	90/10%ile	A	B	C	D	E	F
BOD	2.83	2.11	17	5.32	-	6	60	26	8	-
Amm	0.42	0.46	17	0.88	-	6	78	16	-	-
DO	81.88	27.11	16	47.14	-	-	5	31	63	1

Overall Conf of Grade(%)
 A B C D E F

-	-	-	36	63	1
---	---	---	----	----	---

Face Value Grade : E

Sample Point No :3930720
 Name :CAWTHORNE DYKE AT BARUGH LOW BRIDGE

	YEAR 1994				Conf of Grade for det (%)					
	mean	sd	no	90/10%ile	A	B	C	D	E	F
BOD	2.50	0.89	37	3.67	-	83	17	-	-	-
Amm	0.19	0.27	37	0.42	-	90	10	-	-	-
DO	96.74	12.45	35	80.78	59	41	-	-	-	-

Overall Conf of Grade(%)
 A B C D E F

-	83	17	-	-	-
---	----	----	---	---	---

Face Value Grade : B

	YEAR 1990				Conf of Grade for det (%)					
	mean	sd	no	90/10%ile	A	B	C	D	E	F
BOD	2.83	1.72	17	4.96	-	8	70	19	3	-
Amm	0.13	0.11	17	0.25	12	88	-	-	-	-
DO	80.87	9.33	15	68.91	-	34	64	2	-	-

Overall Conf of Grade(%)
 A B C D E F

-	8	70	19	3	-
---	---	----	----	---	---

Face Value Grade : C

Sample Point No :3930725
 Name :CAWTHORNE DYKE AT ROAD BRIDGE KEXBOROUGH

	YEAR 1994				Conf of Grade for det (%)					
	mean	sd	no	90/10%ile	A	B	C	D	E	F
BOD	2.62	1.13	37	4.08	-	40	60	-	-	-
Amm	0.18	0.14	37	0.34	-	100	-	-	-	-
DO	99.04	13.68	35	81.51	66	34	-	-	-	-

Overall Conf of Grade(%)
 A B C D E F

-	40	60	-	-	-
---	----	----	---	---	---

Face Value Grade : C

	YEAR 1990				Conf of Grade for det (%)					
	mean	sd	no	90/10%ile	A	B	C	D	E	F
BOD	3.08	2.21	13	5.72	-	4	52	28	16	-
Amm	0.42	0.42	13	0.86	-	8	74	17	1	-
DO	90.91	12.96	11	74.30	9	62	26	3	-	-

Overall Conf of Grade(%)
 A B C D E F

-	-	56	28	16	-
---	---	----	----	----	---

Face Value Grade : C

Sample Point No :3930730
 Name :CHAPEL FLAT DYKE ABOVE CONFLUENCE WITH RIVER DON.

	YEAR 1994				Conf of Grade for det (%)					
	mean	sd	no	90/10%ile	A	B	C	D	E	F
BOD	13.00	10.70	33	25.23	-	-	-	-	-	100
Amm	2.92	2.62	32	5.82	-	-	-	-	98	2
DO	88.78	22.83	32	59.52	-	1	45	47	7	-

Overall Conf of Grade(%)
 A B C D E F

-	-	-	-	-	100
---	---	---	---	---	-----

Face Value Grade : F

	YEAR 1990				Conf of Grade for det (%)					
	mean	sd	no	90/10%ile	A	B	C	D	E	F
BOD	15.85	8.39	15	26.49	-	-	-	-	-	100
Amm	2.83	1.67	15	4.91	-	-	-	-	99	1
DO	86.27	15.13	15	66.88	-	24	59	16	1	-

Overall Conf of Grade(%)
 A B C D E F

-	-	-	-	-	100
---	---	---	---	---	-----

Face Value Grade : F

Sample Point No :3930870
 Name :COUNTY DYKE AT CONFLUENCE WITH RIVER ROTHER

	YEAR 1994				Conf of Grade for det (%)					
	mean	sd	no	90/10%ile	A	B	C	D	E	F
BOD	2.03	1.23	36	3.55	-	78	22	-	-	-
Amm	0.61	0.40	36	1.10	-	-	85	15	-	-
DO	73.98	17.23	33	51.90	-	-	1	64	35	-

Overall Conf of Grade (%)
 A B C D E F

-	-	1	64	35	-
---	---	---	----	----	---

Face Value Grade : D

	YEAR 1990				Conf of Grade for det (%)					
	mean	sd	no	90/10%ile	A	B	C	D	E	F
BOD	11.18	34.46	34	24.62	-	-	-	-	6	94
Amm	2.87	3.27	35	6.09	-	-	-	-	94	6
DO	56.47	25.23	34	24.14	-	-	-	-	72	28

Overall Conf of Grade (%)
 A B C D E F

-	-	-	-	6	94
---	---	---	---	---	----

Face Value Grade : F

Sample Point No :3930880
 Name :COUNTY DYKE AT MANSFIELD ROAD KILLAMARSH

	YEAR 1994				Conf of Grade for det (%)					
	mean	sd	no	90/10%ile	A	B	C	D	E	F
BOD	1.57	0.76	36	2.54	42	58	-	-	-	-
Amm	0.19	0.24	36	0.41	-	92	8	-	-	-
DO	86.68	9.58	33	74.40	-	95	5	-	-	-

Overall Conf of Grade (%)
 A B C D E F

-	92	8	-	-	-
---	----	---	---	---	---

Face Value Grade : B

	YEAR 1990				Conf of Grade for det (%)					
	mean	sd	no	90/10%ile	A	B	C	D	E	F
BOD	1.99	1.72	34	3.92	-	54	44	2	-	-
Amm	0.10	0.10	35	0.21	44	56	-	-	-	-
DO	78.12	11.27	34	63.68	-	-	88	12	-	-

Overall Conf of Grade (%)
 A B C D E F

-	-	88	12	-	-
---	---	----	----	---	---

Face Value Grade : C

Sample Point No : 3930980
 Name : CUBLEY BROOK CONFLUENCE WITH RIVER DON (BY CRICK

	YEAR 1994				Conf of Grade for det (%)					
	mean	sd	no	90/10%ile	A	B	C	D	E	F
BOD	3.77	4.52	36	8.10	-	-	5	42	52	1
Amm	0.55	0.59	36	1.15	-	-	70	30	-	-
DO	91.81	10.16	34	78.79	28	72	-	-	-	-

Overall Conf of Grade (%)
 A B C D E F

-	-	-	47	52	1
---	---	---	----	----	---

Face Value Grade : E

	YEAR 1990				Conf of Grade for det (%)					
	mean	sd	no	90/10%ile	A	B	C	D	E	F
BOD	3.02	2.00	18	5.45	-	2	62	29	7	-
Amm	0.37	0.48	18	0.81	-	13	75	12	-	-
DO	80.57	11.37	14	66.00	-	12	74	14	-	-

Overall Conf of Grade (%)
 A B C D E F

-	-	64	29	7	-
---	---	----	----	---	---

Face Value Grade : C

Sample Point No : 3931020
 Name : CUDWORTH DYKE DOWNSTREAM CUDWORTH STW

	YEAR 1994				Conf of Grade for det (%)					
	mean	sd	no	90/10%ile	A	B	C	D	E	F
BOD	6.28	4.24	35	11.42	-	-	-	-	95	5
Amm	1.89	0.91	36	3.06	-	-	-	1	99	-
DO	61.71	16.98	35	39.95	-	-	-	-	100	-

Overall Conf of Grade (%)
 A B C D E F

-	-	-	-	95	5
---	---	---	---	----	---

Face Value Grade : E

	YEAR 1990				Conf of Grade for det (%)					
	mean	sd	no	90/10%ile	A	B	C	D	E	F
BOD	5.92	2.57	35	9.25	-	-	-	4	96	-
Amm	4.65	2.68	36	8.00	-	-	-	-	79	21
DO	59.78	13.95	32	41.90	-	-	-	-	100	-

Overall Conf of Grade (%)
 A B C D E F

-	-	-	-	79	21
---	---	---	---	----	----

Face Value Grade : E

Sample Point No : 3931045
 Name : DAKING BROOK U/S CANNON HALL LAKES

	YEAR 1994				Conf of Grade for det (%)					
	mean	sd	no	90/10%ile	A	B	C	D	E	F
BOD	2.24	0.91	37	3.42	-	93	7	-	-	-
Amm	0.16	0.13	37	0.31	-	100	-	-	-	-
DO	87.71	9.99	34	74.91	1	95	4	-	-	-

Overall Conf of Grade (%)
 A B C D E F

-	93	7	-	-	-
---	----	---	---	---	---

Face Value Grade : B

	YEAR 1990				Conf of Grade for det (%)					
	mean	sd	no	90/10%ile	A	B	C	D	E	F
BOD	3.70	2.60	17	6.82	-	-	23	49	28	-
Amm	0.37	0.38	17	0.77	-	15	77	8	-	-
DO	68.36	18.58	11	44.55	-	-	1	18	80	1

Overall Conf of Grade (%)
 A B C D E F

-	-	-	19	80	1
---	---	---	----	----	---

Face Value Grade : E

Sample Point No : 3931080
 Name : DALTON BROOK AT DONCASTER ROAD

	YEAR 1994				Conf of Grade for det (%)					
	mean	sd	no	90/10%ile	A	B	C	D	E	F
BOD	3.37	2.26	35	6.11	-	-	44	51	5	-
Amm	2.84	1.47	36	4.71	-	-	-	-	100	-
DO	93.29	22.67	33	64.24	-	11	64	24	1	-

Overall Conf of Grade (%)
 A B C D E F

-	-	-	-	100	-
---	---	---	---	-----	---

Face Value Grade : E

	YEAR 1990				Conf of Grade for det (%)					
	mean	sd	no	90/10%ile	A	B	C	D	E	F
BOD	2.44	1.17	19	3.94	-	53	46	1	-	-
Amm	0.95	0.69	19	1.77	-	-	3	87	10	-
DO	97.82	15.52	17	77.93	31	56	12	1	-	-

Overall Conf of Grade (%)
 A B C D E F

-	-	3	87	10	-
---	---	---	----	----	---

Face Value Grade : D

Sample Point No : 3931140
 Name : DEARNE AND DOVE CANAL AT BRAMPTON ROAD

	YEAR 1994				Conf of Grade for det (%)					
	mean	sd	no	90/10%ile	A	B	C	D	E	F
BOD	2.37	1.47	36	4.18	-	34	65	1	-	-
Amm	0.13	0.17	36	0.28	4	96	-	-	-	-
DO	70.21	24.98	34	38.20	-	-	-	1	99	-

Overall Conf of Grade(%)					
A	B	C	D	E	F
-	-	-	1	99	-

Face Value Grade : E

	YEAR 1990				Conf of Grade for det (%)					
	mean	sd	no	90/10%ile	A	B	C	D	E	F
BOD	2.85	2.53	17	5.66	-	5	52	28	15	-
Amm	0.31	0.30	17	0.63	-	41	57	2	-	-
DO	52.31	32.30	16	10.92	-	-	-	-	16	84

Overall Conf of Grade(%)					
A	B	C	D	E	F
-	-	-	-	16	84

Face Value Grade : F

Sample Point No : 3931200
 Name : DODWORTH DYKE AT INLET TOWORSBROUGH RESERVOIR

	YEAR 1994				Conf of Grade for det (%)					
	mean	sd	no	90/10%ile	A	B	C	D	E	F
BOD	4.13	2.33	72	7.06	-	-	2	89	9	-
Amm	4.93	3.77	73	9.34	-	-	-	-	35	65
DO	74.54	15.89	70	54.18	-	-	1	92	7	-

Overall Conf of Grade(%)					
A	B	C	D	E	F
-	-	-	-	35	65

Face Value Grade : F

	YEAR 1990				Conf of Grade for det (%)					
	mean	sd	no	90/10%ile	A	B	C	D	E	F
BOD	2.51	1.30	17	4.16	-	38	57	4	1	-
Amm	2.30	1.58	17	4.21	-	-	-	-	100	-
DO	74.80	17.89	15	51.87	-	-	6	53	41	-

Overall Conf of Grade(%)					
A	B	C	D	E	F
-	-	-	-	100	-

Face Value Grade : E

Sample Point No : 3931240
 Name : EA BECK AT CARCROFT

	YEAR 1994				Conf of Grade for det (%)					
	mean	sd	no	90/10%ile	A	B	C	D	E	F
BOD	2.93	1.18	36	4.47	-	8	92	-	-	-
Amm	0.58	0.59	37	1.20	-	-	64	36	-	-
DO	68.47	18.65	34	44.57	-	-	-	8	92	-

Overall Conf of Grade (%)
 A B C D E F

-	-	-	8	92	-
---	---	---	---	----	---

Face Value Grade : E

	YEAR 1990				Conf of Grade for det (%)					
	mean	sd	no	90/10%ile	A	B	C	D	E	F
BOD	0.00	0.00	0	0.00						
Amm	0.00	0.00	0	0.00						
DO	0.00	0.00	0	0.00						

Overall Conf of Grade (%)
 A B C D E F

--	--	--	--	--	--

Face Value Grade :

Sample Point No : 3931260
 Name : EA BECK AT HAMPOLE

	YEAR 1994				Conf of Grade for det (%)					
	mean	sd	no	90/10%ile	A	B	C	D	E	F
BOD	4.22	1.69	72	6.42	-	-	11	89	-	-
Amm	0.96	0.90	72	1.94	-	-	-	96	4	-
DO	72.40	15.53	63	52.50	-	-	-	80	20	-

Overall Conf of Grade (%)
 A B C D E F

-	-	-	80	20	-
---	---	---	----	----	---

Face Value Grade : D

	YEAR 1990				Conf of Grade for det (%)					
	mean	sd	no	90/10%ile	A	B	C	D	E	F
BOD	4.55	1.21	24	6.15	-	-	35	65	-	-
Amm	1.39	0.83	25	2.42	-	-	-	57	43	-
DO	65.43	13.93	21	47.58	-	-	-	24	76	-

Overall Conf of Grade (%)
 A B C D E F

-	-	-	24	76	-
---	---	---	----	----	---

Face Value Grade : E

Sample Point No :3931270
 Name :EA BECK AT THORPE MARSH.

	YEAR 1994				Conf of Grade for det (%)					
	mean	sd	no	90/10%ile	A	B	C	D	E	F
BOD	2.65	1.23	61	4.23	-	21	79	-	-	-
Amm	0.81	0.74	61	1.62	-	-	3	97	-	-
DO	76.90	16.00	57	56.40	-	-	8	89	3	-

Overall Conf of Grade(%)					
A	B	C	D	E	F
-	-	1	96	3	-

Face Value Grade : D

	YEAR 1990				Conf of Grade for det (%)					
	mean	sd	no	90/10%ile	A	B	C	D	E	F
BOD	3.46	2.13	21	6.09	-	-	46	44	10	-
Amm	1.05	0.95	22	2.10	-	-	-	73	27	-
DO	76.42	21.73	19	48.57	-	-	2	38	60	-

Overall Conf of Grade(%)					
A	B	C	D	E	F
-	-	-	40	60	-

Face Value Grade : E

Sample Point No :3931285
 Name :EA BECK U/S SOUTH ELMSALL STW

	YEAR 1994				Conf of Grade for det (%)					
	mean	sd	no	90/10%ile	A	B	C	D	E	F
BOD	3.16	1.44	70	5.02	-	-	99	1	-	-
Amm	0.78	0.83	71	1.63	-	-	4	96	-	-
DO	90.09	20.54	63	63.77	-	2	80	18	-	-

Overall Conf of Grade(%)					
A	B	C	D	E	F
-	2	1	97	-	-

Face Value Grade : D

	YEAR 1990				Conf of Grade for det (%)					
	mean	sd	no	90/10%ile	A	B	C	D	E	F
BOD	0.00	0.00	0	0.00						
Amm	0.00	0.00	0	0.00						
DO	0.00	0.00	0	0.00						

Overall Conf of Grade(%)					
A	B	C	D	E	F

Face Value Grade :

Sample Point No :3931310
 Name :EWDEN BECK AT MORE HALL BRIDGE.

	YEAR 1994				Conf of Grade for det (%)					
	mean	sd	no	90/10%ile	A	B	C	D	E	F
BOD	1.42	0.63	35	2.23	83	17	-	-	-	-
Amm	0.07	0.11	36	0.16	79	21	-	-	-	-
DO	100.64	8.24	36	90.08	100	-	-	-	-	-

Overall Conf of Grade(%)
 A B C D E F

79 21 - - - -

Face Value Grade : A

	YEAR 1990				Conf of Grade for det (%)					
	mean	sd	no	90/10%ile	A	B	C	D	E	F
BOD	1.89	1.21	18	3.37	2	73	24	1	-	-
Amm	0.06	0.07	18	0.13	87	13	-	-	-	-
DO	83.47	9.58	15	71.19	-	60	39	1	-	-

Overall Conf of Grade(%)
 A B C D E F

- 60 39 1 - -

Face Value Grade : B

Sample Point No :3931360
 Name :FRICKLEY BECK AT B6422 RD BRIDGE BELOW FRICKLEY CO

	YEAR 1994				Conf of Grade for det (%)					
	mean	sd	no	90/10%ile	A	B	C	D	E	F
BOD	2.52	1.26	46	4.13	-	35	65	-	-	-
Amm	0.70	1.02	46	1.56	-	-	17	80	3	-
DO	95.95	16.41	43	74.92	4	85	11	-	-	-

Overall Conf of Grade(%)
 A B C D E F

- - 17 80 3 -

Face Value Grade : D

	YEAR 1990				Conf of Grade for det (%)					
	mean	sd	no	90/10%ile	A	B	C	D	E	F
BOD	3.37	1.61	34	5.44	-	-	78	22	-	-
Amm	0.88	0.80	35	1.76	-	-	3	92	5	-
DO	81.47	12.43	19	65.54	-	9	78	13	-	-

Overall Conf of Grade(%)
 A B C D E F

- - 3 92 5 -

Face Value Grade : D

Sample Point No :3931380
 Name :GOOSEPOOL DRAIN AT ADWICK LANE.

	YEAR 1994				Conf of Grade for det (%)					
	mean	sd	no	90/10%ile	A	B	C	D	E	F
BOD	6.81	2.86	70	10.52	-	-	-	-	100	-
Amm	2.48	1.25	69	4.07	-	-	-	-	100	-
DO	75.00	14.21	61	56.79	-	-	7	92	1	-

Overall Conf of Grade(%)
 A B C D E F

-	-	-	-	100	-
---	---	---	---	-----	---

Face Value Grade : E

	YEAR 1990				Conf of Grade for det (%)					
	mean	sd	no	90/10%ile	A	B	C	D	E	F
BOD	11.87	6.04	24	19.57	-	-	-	-	1	99
Amm	4.27	1.81	24	6.62	-	-	-	-	99	1
DO	64.32	19.10	22	39.84	-	-	-	2	98	-

Overall Conf of Grade(%)
 A B C D E F

-	-	-	-	1	99
---	---	---	---	---	----

Face Value Grade : F

Sample Point No :3931385
 Name :GRASMOOR RESERVOIR AT OUTLET

	YEAR 1994				Conf of Grade for det (%)					
	mean	sd	no	90/10%ile	A	B	C	D	E	F
BOD	2.26	1.44	36	4.03	-	47	52	1	-	-
Amm	0.32	0.65	36	0.73	-	22	73	5	-	-
DO	69.60	18.43	28	45.98	-	-	-	16	84	-

Overall Conf of Grade(%)
 A B C D E F

-	-	-	16	84	-
---	---	---	----	----	---

Face Value Grade : E

	YEAR 1990				Conf of Grade for det (%)					
	mean	sd	no	90/10%ile	A	B	C	D	E	F
BOD	2.42	1.51	19	4.28	-	33	60	7	-	-
Amm	0.29	0.21	19	0.54	-	66	34	-	-	-
DO	74.60	21.13	10	47.52	-	-	4	32	62	2

Overall Conf of Grade(%)
 A B C D E F

-	-	-	37	61	2
---	---	---	----	----	---

Face Value Grade : E

Sample Point No : 3931420
 Name : GRAVES PARK BECK IN SVE DAIRY AT CONF WITH R SHEAF

	YEAR 1994				Conf of Grade for det (%)					
	mean	sd	no	90/10%ile	A	B	C	D	E	F
BOD	3.01	4.59	36	6.73	-	1	29	42	28	-
Amm	0.28	0.61	36	0.64	-	41	57	2	-	-
DO	84.47	16.98	33	62.71	-	2	69	29	-	-

Overall Conf of Grade(%)
 A B C D E F

-	-	30	42	28	-
---	---	----	----	----	---

Face Value Grade : D

	YEAR 1990				Conf of Grade for det (%)					
	mean	sd	no	90/10%ile	A	B	C	D	E	F
BOD	0.00	0.00	0	0.00						
Amm	0.00	0.00	0	0.00						
DO	0.00	0.00	0	0.00						

Overall Conf of Grade(%)
 A B C D E F

--	--	--	--	--	--

Face Value Grade :

Sample Point No : 3931430
 Name : GREASBROUGH DYKE AT CONFLUENCE WITH RIVER DON.

	YEAR 1994				Conf. of Grade for det (%)					
	mean	sd	no	90/10%ile	A	B	C	D	E	F
BOD	5.03	5.97	35	10.78	-	-	-	6	84	10
Amm	0.94	0.65	36	1.72	-	-	1	97	2	-
DO	82.51	16.32	33	61.60	-	-	63	36	1	-

Overall Conf of Grade(%)
 A B C D E F

-	-	-	6	84	10
---	---	---	---	----	----

Face Value Grade : E

	YEAR 1990				Conf of Grade for det (%)					
	mean	sd	no	90/10%ile	A	B	C	D	E	F
BOD	6.03	4.16	18	11.04	-	-	-	3	85	12
Amm	1.03	2.28	18	2.34	-	-	5	50	44	1
DO	76.88	21.16	17	49.76	-	-	4	44	52	-

Overall Conf of Grade(%)
 A B C D E F

-	-	-	3	85	12
---	---	---	---	----	----

Face Value Grade : E

Sample Point No :3931470
 Name :GRIMETHORPE DYKE AT CONFLUENCE

	YEAR 1994				Conf of Grade for det (%)					
	mean	sd	no	90/10%ile	A	B	C	D	E	F
BOD	4.02	1.92	35	6.48	-	-	19	76	5	-
Amm	1.17	0.70	36	2.04	-	-	-	91	9	-
DO	77.15	12.52	35	61.10	-	-	63	37	-	-

Overall Conf of Grade(%)
 A B C D E F

-	-	-	91	9	-
---	---	---	----	---	---

Face Value Grade : D

	YEAR 1990				Conf of Grade for det (%)					
	mean	sd	no	90/10%ile	A	B	C	D	E	F
BOD	8.19	6.66	14	15.83	-	-	-	-	40	60
Amm	1.39	1.38	14	2.85	-	-	-	30	70	-
DO	74.85	9.40	13	62.80	-	-	71	28	1	-

Overall Conf of Grade(%)
 A B C D E F

-	-	-	-	40	60
---	---	---	---	----	----

Face Value Grade : F

Sample Point No :3931475
 Name :GRIMETHORPE DYKE D/S ENGINE LANE U/S SHAFTON BECK

	YEAR 1994				Conf of Grade for det (%)					
	mean	sd	no	90/10%ile	A	B	C	D	E	F
BOD	3.90	4.59	35	8.34	-	-	4	37	58	1
Amm	0.47	0.71	36	1.05	-	-	76	23	1	-
DO	76.76	16.74	35	55.31	-	-	8	79	13	-

Overall Conf of Grade(%)
 A B C D E F

-	-	-	41	58	1
---	---	---	----	----	---

Face Value Grade : E

	YEAR 1990				Conf of Grade for det (%)					
	mean	sd	no	90/10%ile	A	B	C	D	E	F
BOD	11.86	21.07	16	26.86	-	-	-	-	4	96
Amm	1.91	3.36	16	4.32	-	-	-	5	86	9
DO	78.85	10.57	13	65.30	-	8	75	17	-	-

Overall Conf of Grade(%)
 A B C D E F

-	-	-	-	4	96
---	---	---	---	---	----

Face Value Grade : F

Sample Point No :3931476
 Name :GRIMETHORPE DYKE D/S SHAFTON BECK

	YEAR 1994				Conf of Grade for det (%)					
	mean	sd	no	90/10%ile	A	B	C	D	E	F
BOD	5.05	3.54	35	9.30	-	-	-	12	88	-
Amm	2.04	1.46	36	3.78	-	-	-	-	100	-
DO	54.17	13.81	35	36.47	-	-	-	-	100	-

Overall Conf of Grade(%)
 A B C D E F

-	-	-	-	100	-
---	---	---	---	-----	---

Face Value Grade : E

	YEAR 1990				Conf of Grade for det (%)					
	mean	sd	no	90/10%ile	A	B	C	D	E	F
BOD	9.74	8.00	16	18.89	-	-	-	-	13	87
Amm	2.85	2.09	16	5.33	-	-	-	-	96	4
DO	60.86	11.91	14	45.60	-	-	-	11	89	-

Overall Conf of Grade(%)
 A B C D E F

-	-	-	11	2	87
---	---	---	----	---	----

Face Value Grade : F

Sample Point No :3931478
 Name :HAGUE HALL BECK AT MINSTHORPE BRIDGE SOUTH KIRKBY

	YEAR 1994				Conf of Grade for det (%)					
	mean	sd	no	90/10%ile	A	B	C	D	E	F
BOD	3.24	1.98	36	5.69	-	-	64	35	1	-
Amm	0.92	1.03	36	1.95	-	-	1	84	15	-
DO	70.82	18.10	34	47.62	-	-	-	26	74	-

Overall Conf of Grade(%)
 A B C D E F

-	-	-	26	74	-
---	---	---	----	----	---

Face Value Grade : E

	YEAR 1990				Conf of Grade for det (%)					
	mean	sd	no	90/10%ile	A	B	C	D	E	F
BOD	4.00	2.42	13	7.00	-	-	18	49	32	1
Amm	1.71	1.19	14	3.14	-	-	-	11	89	-
DO	62.17	13.91	12	44.34	-	-	-	10	90	-

Overall Conf of Grade(%)
 A B C D E F

-	-	-	9	90	1
---	---	---	---	----	---

Face Value Grade : E

Sample Point No :3931500
 Name :HANDLEY BROOK BY GARAGE AT BARROW HILL

	YEAR 1994				Conf of Grade for det (%)					
	mean	sd	no	90/10%ile	A	B	C	D	E	F
BOD	6.27	6.18	35	12.84	-	-	-	-	76	24
Amm	1.14	1.58	35	2.51	-	-	-	49	51	-
DO	64.93	21.64	30	37.20	-	-	-	-	100	-

Overall Conf of Grade(%)
 A B C D E F

-	-	-	-	76	24
---	---	---	---	----	----

Face Value Grade : E

	YEAR 1990				Conf of Grade for det (%)					
	mean	sd	no	90/10%ile	A	B	C	D	E	F
BOD	7.72	9.97	17	16.82	-	-	-	-	33	67
Amm	0.45	0.63	17	0.99	-	4	68	26	2	-
DO	68.20	18.47	15	44.53	-	-	-	15	84	1

Overall Conf of Grade(%)
 A B C D E F

-	-	-	-	34	66
---	---	---	---	----	----

Face Value Grade : F

Sample Point No :3931640
 Name :HAWKE BROOK BELOW SHUTTLEWOOD SEWAGE TREATMENT WOR

	YEAR 1994				Conf of Grade for det (%)					
	mean	sd	no	90/10%ile	A	B	C	D	E	F
BOD	5.51	3.35	36	9.66	-	-	-	5	95	-
Amm	1.45	1.27	36	2.87	-	-	-	18	82	-
DO	59.59	16.99	33	37.82	-	-	-	-	100	-

Overall Conf of Grade(%)
 A B C D E F

-	-	-	-	100	-
---	---	---	---	-----	---

Face Value Grade : E

	YEAR 1990				Conf of Grade for det (%)					
	mean	sd	no	90/10%ile	A	B	C	D	E	F
BOD	0.00	0.00	0	0.00						
Amm	0.00	0.00	0	0.00						
DO	0.00	0.00	0	0.00						

Overall Conf of Grade(%)
 A B C D E F

--	--	--	--	--	--

Face Value Grade :

Sample Point No :3931645
 Name :HEMP DYKE AT SANDY BRIDGE

	YEAR 1994				Conf of Grade for det (%)					
	mean	sd	no	90/10%ile	A	B	C	D	E	F
BOD	3.83	6.64	35	8.66	-	-	6	31	59	4
Amm	0.80	1.59	36	1.82	-	-	9	73	18	-
DO	74.31	19.97	35	48.72	-	-	-	37	63	-

Overall Conf of Grade(%)
 A B C D E F

-	-	16	17	63	4
---	---	----	----	----	---

Face Value Grade : E

	YEAR 1990				Conf of Grade for det (%)					
	mean	sd	no	90/10%ile	A	B	C	D	E	F
BOD	4.67	11.76	35	10.53	-	-	2	14	66	18
Amm	0.63	1.48	35	1.43	-	-	37	56	7	-
DO	82.63	15.31	32	63.01	-	1	74	25	-	-

Overall Conf of Grade(%)
 A B C D E F

-	-	-	17	65	18
---	---	---	----	----	----

Face Value Grade : E

Sample Point No :3931650
 Name :HERRINGTHORPE BECK AT CONFLUENCE WITH RIVER DON

	YEAR 1994				Conf of Grade for det (%)					
	mean	sd	no	90/10%ile	A	B	C	D	E	F
BOD	2.27	2.18	35	4.61	-	19	69	11	1	-
Amm	0.40	0.81	36	0.91	-	5	80	15	-	-
DO	89.18	10.93	34	75.17	2	94	4	-	-	-

Overall Conf of Grade(%)
 A B C D E F

1	3	80	15	1	-
---	---	----	----	---	---

Face Value Grade : C

	YEAR 1990				Conf of Grade for det (%)					
	mean	sd	no	90/10%ile	A	B	C	D	E	F
BOD	11.03	19.09	19	24.94	-	-	-	-	5	95
Amm	1.98	5.20	19	4.45	-	-	-	6	82	12
DO	79.82	9.85	17	67.20	-	15	80	5	-	-

Overall Conf of Grade(%)
 A B C D E F

-	-	-	-	5	95
---	---	---	---	---	----

Face Value Grade : F

Sample Point No :3931710
 Name :HOLME BROOK AT CONFLUENCEWITH R. HIPPER AT CHATSWO

	YEAR 1994				Conf of Grade for det (%)					
	mean	sd	no	90/10%ile	A	B	C	D	E	F
BOD	2.12	1.45	37	3.87	-	58	42	-	-	-
Amm	0.17	0.15	37	0.34	-	100	-	-	-	-
DO	83.85	10.77	33	70.05	-	51	49	-	-	-

Overall Conf of Grade(%)
 A B C D E F

-	51	49	-	-	-
---	----	----	---	---	---

Face Value Grade : B

	YEAR 1990				Conf of Grade for det (%)					
	mean	sd	no	90/10%ile	A	B	C	D	E	F
BOD	1.62	0.98	18	2.84	20	73	7	-	-	-
Amm	0.12	0.10	18	0.23	21	79	-	-	-	-
DO	84.00	13.08	17	67.24	-	22	68	10	-	-

Overall Conf of Grade(%)
 A B C D E F

-	23	67	10	-	-
---	----	----	----	---	---

Face Value Grade : C

Sample Point No :3931730
 Name :HOLMESFIELD BROOK ABOVE HOLMESFIELD SEWAGE TREATME

	YEAR 1994				Conf of Grade for det (%)					
	mean	sd	no	90/10%ile	A	B	C	D	E	F
BOD	1.80	0.98	27	3.04	4	91	5	-	-	-
Amm	0.04	0.05	27	0.09	100	-	-	-	-	-
DO	71.08	15.93	25	50.66	-	-	1	54	45	-

Overall Conf of Grade(%)
 A B C D E F

-	-	1	54	45	-
---	---	---	----	----	---

Face Value Grade : D

	YEAR 1990				Conf of Grade for det (%)					
	mean	sd	no	90/10%ile	A	B	C	D	E	F
BOD	0.00	0.00	0	0.00						
Amm	0.00	0.00	0	0.00						
DO	0.00	0.00	0	0.00						

Overall Conf of Grade(%)
 A B C D E F

--	--	--	--	--	--

Face Value Grade :

Sample Point No :3931750
 Name :HOLMEWOOD BROOK ABOVE CONFLUENCE WITH RIVER DOE LE

	YEAR 1994				Conf of Grade for det (%)					
	mean	sd	no	90/10%ile	A	B	C	D	E	F
BOD	2.49	1.92	58	4.73	-	6	90	4	-	-
Amm	0.51	2.01	58	1.07	-	1	70	28	1	-
DO	82.47	15.89	50	62.11	-	-	73	27	-	-

Overall Conf of Grade(%)
 A B C D E F

-	-	71	28	1	-
---	---	----	----	---	---

Face Value Grade : C

	YEAR 1990				Conf of Grade for det (%)					
	mean	sd	no	90/10%ile	A	B	C	D	E	F
BOD	3.14	3.12	17	6.44	-	1	36	35	27	1
Amm	0.28	0.38	18	0.62	-	46	50	4	-	-
DO	76.71	14.39	17	58.27	-	-	33	58	9	-

Overall Conf of Grade(%)
 A B C D E F

-	-	15	57	27	1
---	---	----	----	----	---

Face Value Grade : D

Sample Point No :3931760
 Name :HOOTON BROOK DOWNSTREAM OF CONFLUENCE WITH SILVERW

	YEAR 1994				Conf of Grade for det (%)					
	mean	sd	no	90/10%ile	A	B	C	D	E	F
BOD	2.24	0.94	35	3.46	-	91	9	-	-	-
Amm	0.08	0.07	36	0.16	88	12	-	-	-	-
DO	90.68	13.86	34	72.92	1	77	22	-	-	-

Overall Conf of Grade(%)
 A B C D E F

-	78	22	-	-	-
---	----	----	---	---	---

Face Value Grade : B

	YEAR 1990				Conf of Grade for det (%)					
	mean	sd	no	90/10%ile	A	B	C	D	E	F
BOD	2.05	0.88	19	3.19	1	90	9	-	-	-
Amm	0.20	0.18	19	0.40	-	90	10	-	-	-
DO	82.59	13.96	17	64.70	-	8	70	21	1	-

Overall Conf of Grade(%)
 A B C D E F

1	7	70	21	1	-
---	---	----	----	---	---

Face Value Grade : C

Sample Point No :3931820
 Name :HOUNDHILL DYKE AT CONFLUENCE WITH R DEARNE

	YEAR 1994				Conf of Grade for det (%)					
	mean	sd	no	90/10%ile	A	B	C	D	E	F
BOD	1.67	0.93	27	2.84	14	84	2	-	-	-
Amm	1.59	1.17	27	2.98	-	-	-	12	88	-
DO	66.61	13.89	26	48.81	-	-	-	35	65	-

Overall Conf of Grade(%)

A	B	C	D	E	F
-	-	-	12	88	-

Face Value Grade : E

	YEAR 1990				Conf of Grade for det (%)					
	mean	sd	no	90/10%ile	A	B	C	D	E	F
BOD	2.50	1.92	16	4.74	-	18	59	18	5	-
Amm	1.90	1.27	17	3.44	-	-	-	3	97	-
DO	72.87	13.37	15	55.74	-	-	14	68	18	-

Overall Conf of Grade(%)

A	B	C	D	E	F
-	-	-	3	97	-

Face Value Grade : E

Sample Point No :3931920
 Name :INGBIRCHWORTH DIKE D/S OF INGBIRCHWORTH STW

	YEAR 1994				Conf of Grade for det (%)					
	mean	sd	no	90/10%ile	A	B	C	D	E	F
BOD	4.43	1.48	35	6.37	-	-	17	82	1	-
Amm	0.88	0.73	35	1.71	-	-	3	94	3	-
DO	85.97	16.35	32	65.02	-	7	78	15	-	-

Overall Conf of Grade(%)

A	B	C	D	E	F
-	-	3	94	3	-

Face Value Grade : D

	YEAR 1990				Conf of Grade for det (%)					
	mean	sd	no	90/10%ile	A	B	C	D	E	F
BOD	0.00	0.00	0	0.00						
Amm	0.00	0.00	0	0.00						
DO	0.00	0.00	0	0.00						

Overall Conf of Grade(%)

A	B	C	D	E	F

Face Value Grade :-

Sample Point No :3931930
 Name :INGBIRCHWORTH DIKE UPSTREAM OF INGBIRCHWORTH STW

	YEAR 1994				Conf of Grade for det (%)					
	mean	sd	no	90/10%ile	A	B	C	D	E	F
BOD	1.58	0.54	34	2.29	83	17	-	-	-	-
Amm	0.06	0.04	34	0.11	100	-	-	-	-	-
DO	95.99	14.88	32	76.92	16	79	5	-	-	-

Overall Conf of Grade(%)
 A B C D E F

16 79 5 - - -

Face Value Grade : B

	YEAR 1990				Conf of Grade for det (%)					
	mean	sd	no	90/10%ile	A	B	C	D	E	F
BOD	0.00	0.00	0	0.00						
Amm	0.00	0.00	0	0.00						
DO	0.00	0.00	0	0.00						

Overall Conf of Grade(%)
 A B C D E F

Face Value Grade :

Sample Point No :3931950
 Name :KEARSLEY BROOK AT CONFLUENCE WITH RIVER DON

	YEAR 1994				Conf of Grade for det (%)					
	mean	sd	no	90/10%ile	A	B	C	D	E	F
BOD	2.90	2.89	37	5.95	-	-	51	40	9	-
Amm	0.74	1.36	37	1.68	-	-	14	75	11	-
DO	88.44	18.79	36	64.36	-	7	74	19	-	-

Overall Conf of Grade(%)
 A B C D E F

- 7 7 75 11 -

Face Value Grade : D

	YEAR 1990				Conf of Grade for det (%)					
	mean	sd	no	90/10%ile	A	B	C	D	E	F
BOD	2.17	1.98	17	4.35	-	34	48	14	4	-
Amm	0.49	1.57	17	1.07	-	9	52	28	11	-
DO	83.56	11.85	16	68.37	-	31	63	6	-	-

Overall Conf of Grade(%)
 A B C D E F

- - 61 28 11 -

Face Value Grade : C

Sample Point No :3932020
 Name :KIRKBRIDGE DYKE, DARNALL ROAD

	YEAR 1994				Conf of Grade for det (%)					
	mean	sd	no	90/10%ile	A	B	C	D	E	F
BOD	2.14	1.44	36	3.89	-	57	43	-	-	-
Amm	0.12	0.09	36	0.23	18	82	-	-	-	-
DO	74.26	10.08	35	61.34	-	-	69	31	-	-

Overall Conf of Grade(%)
 A B C D E F

-	-	69	31	-	-
---	---	----	----	---	---

Face Value Grade : C

	YEAR 1990				Conf of Grade for det (%)					
	mean	sd	no	90/10%ile	A	B	C	D	E	F
BOD	3.64	2.87	18	6.97	-	-	21	48	31	-
Amm	0.09	0.12	18	0.20	51	48	-	1	-	-
DO	68.00	13.37	17	50.87	-	-	1	55	44	-

Overall Conf of Grade(%)
 A B C D E F

-	-	1	55	44	-
---	---	---	----	----	---

Face Value Grade : D

Sample Point No :3932050
 Name :KNOLL BECK AT B6273 ROAD BRIDGE

	YEAR 1994				Conf of Grade for det (%)					
	mean	sd	no	90/10%ile	A	B	C	D	E	F
BOD	2.41	1.66	35	4.41	-	21	75	4	-	-
Amm	0.77	1.34	35	1.74	-	-	11	76	13	-
DO	83.40	17.38	34	61.13	-	-	59	40	1	-

Overall Conf of Grade(%)
 A B C D E F

-	-	11	76	13	-
---	---	----	----	----	---

Face Value Grade : D

	YEAR 1990				Conf of Grade for det (%)					
	mean	sd	no	90/10%ile	A	B	C	D	E	F
BOD	4.69	1.94	17	7.21	-	-	4	68	28	-
Amm	1.75	1.46	17	3.41	-	-	-	6	94	-
DO	55.94	24.98	16	23.93	-	-	-	-	63	37

Overall Conf of Grade(%)
 A B C D E F

-	-	-	-	63	37
---	---	---	---	----	----

Face Value Grade : E

Sample Point No :3932070
 Name :KNOLL BECK BELOW LUNDHILL STW

	YEAR 1994				Conf of Grade for det (%)					
	mean	sd	no	90/10%ile	A	B	C	D	E	F
BOD	2.02	1.52	23	3.81	-	58	39	3	-	-
Amm	0.48	0.19	23	0.73	-	2	98	-	-	-
DO	86.73	7.58	22	77.02	5	94	1	-	-	-

Overall Conf of Grade(%)
 A B C D E F

-	-	97	3	-	-
---	---	----	---	---	---

Face Value Grade : C

	YEAR 1990				Conf of Grade for det (%)					
	mean	sd	no	90/10%ile	A	B	C	D	E	F
BOD	5.28	2.03	17	7.93	-	-	-	52	48	-
Amm	2.87	1.88	17	5.16	-	-	-	-	98	2
DO	58.75	15.89	16	38.39	-	-	-	-	99	1

Overall Conf of Grade(%)
 A B C D E F

-	-	-	-	98	2
---	---	---	---	----	---

Face Value Grade : E

Sample Point No :3932110
 Name :LITTLE DON AT DEEPCAR.

	YEAR 1994				Conf of Grade for det (%)					
	mean	sd	no	90/10%ile	A	B	C	D	E	F
BOD	2.31	5.13	70	5.24	-	8	63	25	4	-
Amm	0.16	0.47	72	0.35	-	97	3	-	-	-
DO	88.68	12.53	71	72.62	-	88	12	-	-	-

Overall Conf of Grade(%)
 A B C D E F

-	8	63	25	4	-
---	---	----	----	---	---

Face Value Grade : C

	YEAR 1990				Conf of Grade for det (%)					
	mean	sd	no	90/10%ile	A	B	C	D	E	F
BOD	3.38	3.00	35	6.71	-	-	23	57	20	-
Amm	0.40	0.82	35	0.91	-	5	79	16	-	-
DO	90.59	10.35	34	77.33	10	89	1	-	-	-

Overall Conf of Grade(%)
 A B C D E F

-	-	23	57	20	-
---	---	----	----	----	---

Face Value Grade : D

Sample Point No :3932140
 Name :LOCO BROOK AT CHURCH LANE

	YEAR 1994				Conf of Grade for det (%)					
	mean	sd	no	90/10%ile	A	B	C	D	E	F
BOD	1.52	0.81	28	2.55	43	56	1	-	-	-
Amm	0.08	0.09	28	0.17	72	28	-	-	-	-
DO	82.17	15.82	24	61.90	-	1	62	35	2	-

Overall Conf of Grade (%)
 A B C D E F

-	1	62	35	2	-
---	---	----	----	---	---

Face Value Grade : C

	YEAR 1990				Conf of Grade for det (%)					
	mean	sd	no	90/10%ile	A	B	C	D	E	F
BOD	2.07	1.60	17	3.94	1	51	40	7	1	-
Amm	0.23	0.33	17	0.51	-	64	34	2	-	-
DO	77.19	15.68	16	57.10	-	-	25	59	16	-

Overall Conf of Grade (%)
 A B C D E F

-	-	26	58	16	-
---	---	----	----	----	---

Face Value Grade : D

Sample Point No :3932180
 Name :MEERS BROOK AT NORTHCOTE AVENUE-VALLEY RD

	YEAR 1994				Conf of Grade for det (%)					
	mean	sd	no	90/10%ile	A	B	C	D	E	F
BOD	1.36	0.66	36	2.21	84	16	-	-	-	-
Amm	1.21	1.01	36	2.36	-	-	-	62	38	-
DO	78.42	13.53	32	61.08	-	-	61	39	-	-

Overall Conf of Grade (%)
 A B C D E F

-	-	-	62	38	-
---	---	---	----	----	---

Face Value Grade : D

	YEAR 1990				Conf of Grade for det (%)					
	mean	sd	no	90/10%ile	A	B	C	D	E	F
BOD	2.14	2.26	17	4.46	-	32	46	16	6	-
Amm	0.89	0.73	17	1.73	-	-	8	80	12	-
DO	75.00	12.89	16	58.48	-	-	34	59	7	-

Overall Conf of Grade (%)
 A B C D E F

-	-	8	80	12	-
---	---	---	----	----	---

Face Value Grade : D

Sample Point No :3932220
 Name :MOSS BROOK 10M UPSTREAM OF THE CONFLUENCE WITH THE

	YEAR 1994				Conf of Grade for det (%)					
	mean	sd	no	90/10%ile	A	B	C	D	E	F
BOD	1.80	1.12	36	3.18	2	91	7	-	-	-
Amm	0.05	0.06	36	0.11	99	1	-	-	-	-
DO	94.24	11.82	33	79.09	35	65	-	-	-	-

Overall Conf of Grade(%)
 A B C D E F

2	91	7	-	-	-
---	----	---	---	---	---

Face Value Grade : B

	YEAR 1990				Conf of Grade for det (%)					
	mean	sd	no	90/10%ile	A	B	C	D	E	F
BOD	2.06	0.87	17	3.19	1	88	10	-	1	-
Amm	0.12	0.17	17	0.27	16	80	4	-	-	-
DO	78.75	24.76	16	47.02	-	-	3	30	66	1

Overall Conf of Grade(%)
 A B C D E F

-	-	-	33	66	1
---	---	---	----	----	---

Face Value Grade : E

Sample Point No :3932280
 Name :MUSTER BROOK BELOW TEMPLE NORMANTON SEWAGE TREATME

	YEAR 1994				Conf of Grade for det (%)					
	mean	sd	no	90/10%ile	A	B	C	D	E	F
BOD	3.58	2.45	36	6.54	-	-	24	65	11	-
Amm	0.14	0.13	36	0.28	1	99	-	-	-	-
DO	89.17	10.92	29	75.18	2	92	6	-	-	-

Overall Conf of Grade(%)
 A B C D E F

-	-	25	64	11	-
---	---	----	----	----	---

Face Value Grade : D

	YEAR 1990				Conf of Grade for det (%)					
	mean	sd	no	90/10%ile	A	B	C	D	E	F
BOD	4.30	2.34	17	7.25	-	-	9	58	33	-
Amm	0.33	0.37	18	0.70	-	27	68	5	-	-
DO	89.31	14.37	16	70.89	1	54	40	5	-	-

Overall Conf of Grade(%)
 A B C D E F

-	-	9	58	33	-
---	---	---	----	----	---

Face Value Grade : D

Sample Point No :3932355
 Name :OCHRE DYKE AT CONFLUENCE WITH ROTHER

	YEAR 1994				Conf of Grade for det (%)					
	mean	sd	no	90/10%ile	A	B	C	D	E	F
BOD	2.22	2.81	36	4.82	-	16	63	18	3	-
Amm	0.08	0.18	36	0.18	61	39	-	-	-	-
DO	87.29	13.54	35	69.94	-	49	51	-	-	-

Overall Conf of Grade(%)
 A B C D E F

-	16	63	18	3	-
---	----	----	----	---	---

Face Value Grade : C

	YEAR 1990				Conf of Grade for det (%)					
	mean	sd	no	90/10%ile	A	B	C	D	E	F
BOD	2.57	2.10	15	4.98	-	15	56	21	8	-
Amm	0.13	0.16	16	0.28	11	85	4	-	-	-
DO	76.93	20.86	14	50.20	-	-	6	45	49	-

Overall Conf of Grade(%)
 A B C D E F

-	-	6	45	49	-
---	---	---	----	----	---

Face Value Grade : D

Sample Point No :3932400
 Name :PARK BROOK DOWNSTREAM POND AT CUMBERWOOD FARM

	YEAR 1994				Conf of Grade for det (%)					
	mean	sd	no	90/10%ile	A	B	C	D	E	F
BOD	2.12	1.24	31	3.67	-	71	29	-	-	-
Amm	0.34	0.44	32	0.74	-	15	82	3	-	-
DO	80.82	9.05	31	69.22	-	34	66	-	-	-

Overall Conf of Grade(%)
 A B C D E F

-	15	82	3	-	-
---	----	----	---	---	---

Face Value Grade : C

	YEAR 1990				Conf of Grade for det (%)					
	mean	sd	no	90/10%ile	A	B	C	D	E	F
BOD	2.53	1.55	16	4.45	-	25	63	11	1	-
Amm	0.37	0.44	17	0.79	-	14	75	11	-	-
DO	82.67	9.09	15	71.02	-	59	40	1	-	-

Overall Conf of Grade(%)
 A B C D E F

-	13	75	11	1	-
---	----	----	----	---	---

Face Value Grade : C

Sample Point No : 3932405
 Name : PARK BROOK UPSTREAM OF CHAPEL WHEEL DAM

	YEAR 1994				Conf of Grade for det (%)					
	mean	sd	no	90/10%ile	A	B	C	D	E	F
BOD	2.26	1.41	23	4.00	-	50	48	2	-	-
Amm	0.33	0.26	24	0.63	-	38	62	-	-	-
DO	84.46	19.08	24	60.01	-	1	49	43	7	-

Overall Conf of Grade (%)					
A	B	C	D	E	F
-	-	50	43	7	-

Face Value Grade : C

	YEAR 1990				Conf of Grade for det (%)					
	mean	sd	no	90/10%ile	A	B	C	D	E	F
BOD	2.05	1.13	15	3.47	1	70	27	2	-	-
Amm	0.26	0.38	16	0.58	-	53	42	5	-	-
DO	72.36	13.59	14	54.94	-	-	11	66	23	-

Overall Conf of Grade (%)					
A	B	C	D	E	F
-	-	11	66	23	-

Face Value Grade : D

Sample Point No : 3932410
 Name : PARK GATE DYKE AT CONFLUENCE WITH RIVER DEARNE

	YEAR 1994				Conf of Grade for det (%)					
	mean	sd	no	90/10%ile	A	B	C	D	E	F
BOD	2.01	1.10	36	3.40	-	88	12	-	-	-
Amm	0.39	0.56	36	0.86	-	4	88	8	-	-
DO	97.25	11.69	34	82.27	76	24	-	-	-	-

Overall Conf of Grade (%)					
A	B	C	D	E	F
-	4	88	8	-	-

Face Value Grade : C

	YEAR 1990				Conf of Grade for det (%)					
	mean	sd	no	90/10%ile	A	B	C	D	E	F
BOD	3.18	1.64	17	5.27	-	2	71	25	2	-
Amm	0.43	0.38	17	0.85	-	5	85	10	-	-
DO	91.13	21.65	16	63.38	-	14	49	28	9	-

Overall Conf of Grade (%)					
A	B	C	D	E	F
-	-	63	28	9	-

Face Value Grade : C

Sample Point No :3932480
 Name :PIGEON BRIDGE BROOK UPSTREAM CONFLUENCE WITH RIVER

	YEAR 1994				Conf of Grade for det (%)					
	mean	sd	no	90/10%ile	A	B	C	D	E	F
BOD	4.08	2.98	30	7.62	-	-	5	55	40	-
Amm	0.65	1.21	31	1.48	-	-	31	62	7	-
DO	89.33	14.59	29	70.63	-	55	44	1	-	-

Overall Conf of Grade(%)
 A B C D E F

-	-	-	60	40	-
---	---	---	----	----	---

Face Value Grade : D

	YEAR 1990				Conf of Grade for det (%)					
	mean	sd	no	90/10%ile	A	B	C	D	E	F
BOD	7.53	6.89	17	15.09	-	-	-	-	49	51
Amm	5.20	5.66	17	10.92	-	-	-	-	21	79
DO	63.31	17.86	16	40.42	-	-	-	3	96	1

Overall Conf of Grade(%)
 A B C D E F

-	-	-	3	18	79
---	---	---	---	----	----

Face Value Grade : F

Sample Point No :3932520
 Name :POOLS BROOK AT CONFLUENCEWITH DOE LEA

	YEAR 1994				Conf of Grade for det (%)					
	mean	sd	no	90/10%ile	A	B	C	D	E	F
BOD	2.33	1.44	36	4.11	-	40	59	1	-	-
Amm	0.20	0.18	36	0.40	-	98	2	-	-	-
DO	90.53	16.74	34	69.08	-	39	58	3	-	-

Overall Conf of Grade(%)
 A B C D E F

-	38	59	3	-	-
---	----	----	---	---	---

Face Value Grade : C

	YEAR 1990				Conf of Grade for det (%)					
	mean	sd	no	90/10%ile	A	B	C	D	E	F
BOD	3.21	3.23	18	6.61	-	1	32	38	28	1
Amm	0.47	0.55	18	1.00	-	2	73	24	1	-
DO	86.47	27.00	17	51.87	-	1	13	43	43	-

Overall Conf of Grade(%)
 A B C D E F

-	5	8	43	43	1
---	---	---	----	----	---

Face Value Grade : D

Sample Point No :3932560
 Name :PORTER BROOK AT MIDLAND STATION

	YEAR 1994				Conf of Grade for det (%)					
	mean	sd	no	90/10%ile	A	B	C	D	E	F
BOD	4.75	7.57	36	10.67	-	-	-	9	78	13
Amm	0.82	1.65	36	1.86	-	-	7	73	20	-
DO	95.09	7.50	32	85.48	99	1	-	-	-	-

Overall Conf of Grade(%)
 A B C D E F

-	-	-	10	77	13
---	---	---	----	----	----

Face Value Grade : E

	YEAR 1990				Conf of Grade for det (%)					
	mean	sd	no	90/10%ile	A	B	C	D	E	F
BOD	6.08	11.18	17	13.79	-	-	-	5	51	44
Amm	0.42	0.89	17	0.95	-	9	61	25	5	-
DO	91.88	8.77	16	80.64	56	43	-	-	1	-

Overall Conf of Grade(%)
 A B C D E F

-	-	-	5	51	44
---	---	---	---	----	----

Face Value Grade : E

Sample Point No :3932600
 Name :RED LEADMILL BROOK UPSTREAM TUPTON SEWAGE WORKS

	YEAR 1994				Conf of Grade for det (%)					
	mean	sd	no	90/10%ile	A	B	C	D	E	F
BOD	2.22	2.06	36	4.47	-	24	68	8	-	-
Amm	0.17	0.50	36	0.38	2	86	12	-	-	-
DO	87.31	15.14	29	67.91	-	26	70	4	-	-

Overall Conf of Grade(%)
 A B C D E F

2	21	69	8	-	-
---	----	----	---	---	---

Face Value Grade : C

	YEAR 1990				Conf of Grade for det (%)					
	mean	sd	no	90/10%ile	A	B	C	D	E	F
BOD	0.00	0.00	0	0.00						
Amm	0.00	0.00	0	0.00						
DO	0.00	0.00	0	0.00						

Overall Conf of Grade(%)
 A B C D E F

--	--	--	--	--	--

Face Value Grade :

Sample Point No : 3932680
 Name : DEARNE @ ADWICK BRIDGE (HARLINGTON)

	YEAR 1994				Conf of Grade for det (%)					
	mean	sd	no	90/10%ile	A	B	C	D	E	F
BOD	5.13	2.16	32	7.93	-	-	-	53	47	-
Amm	1.28	0.89	32	2.35	-	-	-	63	37	-
DO	71.22	13.63	32	53.75	-	-	1	82	17	-

Overall Conf of Grade(%)
 A B C D E F

-	-	-	53	47	-
---	---	---	----	----	---

Face Value Grade : D

	YEAR 1990				Conf of Grade for det (%)					
	mean	sd	no	90/10%ile	A	B	C	D	E	F
BOD	5.27	1.83	35	7.67	-	-	-	67	33	-
Amm	0.88	0.58	35	1.59	-	-	5	95	-	-
DO	69.57	12.39	35	53.69	-	-	-	86	14	-

Overall Conf of Grade(%)
 A B C D E F

-	-	-	67	33	-
---	---	---	----	----	---

Face Value Grade : D

Sample Point No : 3932700
 Name : DEARNE @ BARNSELEY ROAD

	YEAR 1994				Conf of Grade for det (%)					
	mean	sd	no	90/10%ile	A	B	C	D	E	F
BOD	1.67	1.74	64	3.47	1	80	19	-	-	-
Amm	0.07	0.12	64	0.16	85	15	-	-	-	-
DO	96.40	7.07	63	87.34	100	-	-	-	-	-

Overall Conf of Grade(%)
 A B C D E F

1	80	19	-	-	-
---	----	----	---	---	---

Face Value Grade : B

	YEAR 1990				Conf of Grade for det (%)					
	mean	sd	no	90/10%ile	A	B	C	D	E	F
BOD	1.70	1.18	37	3.12	3	90	7	-	-	-
Amm	0.16	0.34	37	0.36	1	92	7	-	-	-
DO	91.00	7.01	36	82.02	86	14	-	-	-	-

Overall Conf of Grade(%)
 A B C D E F

1	92	7	-	-	-
---	----	---	---	---	---

Face Value Grade : B

Sample Point No :3932710
 Name :DEARNE @ BOLTON BRIDGE

	YEAR 1994				Conf of Grade for det (%)					
	mean	sd	no	90/10%ile	A	B	C	D	E	F
BOD	4.76	1.43	37	6.64	-	-	4	95	1	-
Amm	1.18	0.65	37	2.00	-	-	-	95	5	-
DO	75.25	13.39	37	58.09	-	-	23	76	1	-

Overall Conf of Grade(%)
 A B C D E F

-	-	-	95	5	-
---	---	---	----	---	---

Face Value Grade : D

	YEAR 1990				Conf of Grade for det (%)					
	mean	sd	no	90/10%ile	A	B	C	D	E	F
BOD	5.04	2.37	35	8.09	-	-	-	45	55	-
Amm	0.84	0.50	35	1.46	-	-	14	86	-	-
DO	73.09	13.53	35	55.75	-	-	6	88	6	-

Overall Conf of Grade(%)
 A B C D E F

-	-	20	25	55	-
---	---	----	----	----	---

Face Value Grade : E

Sample Point No :3932720
 Name :DEARNE @ DARFIELD BRIDGE

	YEAR 1994				Conf of Grade for det (%)					
	mean	sd	no	90/10%ile	A	B	C	D	E	F
BOD	5.22	1.48	37	7.17	-	-	-	93	7	-
Amm	1.27	0.78	37	2.23	-	-	-	77	23	-
DO	85.94	19.93	37	60.40	-	1	52	45	2	-

Overall Conf of Grade(%)
 A B C D E F

-	-	-	77	23	-
---	---	---	----	----	---

Face Value Grade : D

	YEAR 1990				Conf of Grade for det (%)					
	mean	sd	no	90/10%ile	A	B	C	D	E	F
BOD	5.87	2.63	36	9.27	-	-	-	4	96	-
Amm	1.13	0.72	36	2.01	-	-	-	92	8	-
DO	79.17	11.35	36	64.62	-	-	93	7	-	-

Overall Conf of Grade(%)
 A B C D E F

-	-	-	4	96	-
---	---	---	---	----	---

Face Value Grade : E

Sample Point No : 3932730

Name : DEARNE @ DARTON BRIDGE

	YEAR 1994				Conf of Grade for det (%)					
	mean	sd	no	90/10%ile	A	B	C	D	E	F
BOD	3.14	1.54	64	5.11	-	-	96	4	-	-
Amm	0.37	0.42	64	0.78	-	3	97	-	-	-
DO	91.67	12.72	63	75.37	1	98	1	-	-	-

Overall Conf of Grade (%)
A B C D E F

- - 96 4 - -

Face Value Grade : C

	YEAR 1990				Conf of Grade for det (%)					
	mean	sd	no	90/10%ile	A	B	C	D	E	F
BOD	3.63	2.38	36	6.53	-	-	24	66	10	-
Amm	0.34	0.27	36	0.65	-	27	73	-	-	-
DO	84.39	10.59	36	70.82	-	61	39	-	-	-

Overall Conf of Grade (%)
A B C D E F

- - 24 66 10 -

Face Value Grade : D

Sample Point No : 3932750

Name : DEARNE @ GRANGE LANE BRIDGE

	YEAR 1994				Conf of Grade for det (%)					
	mean	sd	no	90/10%ile	A	B	C	D	E	F
BOD	3.82	3.84	106	7.86	-	-	-	56	44	-
Amm	0.43	0.50	106	0.92	-	-	100	-	-	-
DO	94.03	20.35	90	67.95	-	22	77	1	-	-

Overall Conf of Grade (%)
A B C D E F

- - 1 55 44 -

Face Value Grade : D

	YEAR 1990				Conf of Grade for det (%)					
	mean	sd	no	90/10%ile	A	B	C	D	E	F
BOD	4.43	2.25	62	7.30	-	-	-	84	16	-
Amm	0.55	0.39	63	1.02	-	-	98	2	-	-
DO	87.68	20.73	59	61.11	-	-	60	40	-	-

Overall Conf of Grade (%)
A B C D E F

- - - 84 16 -

Face Value Grade : D

Sample Point No :3932760
 Name :DEARNE @ HAIGH ROUNDABOUT

	YEAR 1994				Conf of Grade for det (%)					
	mean	sd	no	90/10%ile	A	B	C	D	E	F
BOD	3.85	2.00	45	6.39	-	-	23	74	3	-
Amm	0.47	0.55	45	1.00	-	-	88	12	-	-
DO	94.50	10.06	44	81.61	75	25	-	-	-	-

Overall Conf of Grade(%)

A	B	C	D	E	F
-	-	23	74	3	-

Face Value Grade : D

	YEAR 1990				Conf of Grade for det (%)					
	mean	sd	no	90/10%ile	A	B	C	D	E	F
BOD	0.00	0.00	0	0.00						
Amm	0.00	0.00	0	0.00						
DO	0.00	0.00	0	0.00						

Overall Conf of Grade(%)

A	B	C	D	E	F

Face Value Grade :

Sample Point No :3932780
 Name :DEARNE @ LITHEROP LANE BRIDGE

	YEAR 1994				Conf of Grade for det (%)					
	mean	sd	no	90/10%ile	A	B	C	D	E	F
BOD	5.00	2.58	47	8.28	-	-	-	34	66	-
Amm	0.94	0.87	47	1.89	-	-	-	94	6	-
DO	79.05	12.86	46	62.57	-	-	80	19	1	-

Overall Conf of Grade(%)

A	B	C	D	E	F
-	-	-	34	66	-

Face Value Grade : E

	YEAR 1990				Conf of Grade for det (%)					
	mean	sd	no	90/10%ile	A	B	C	D	E	F
BOD	5.39	1.91	37	7.89	-	-	-	56	44	-
Amm	0.71	0.43	37	1.24	-	-	62	38	-	-
DO	76.81	14.49	36	58.24	-	-	27	71	2	-

Overall Conf of Grade(%)

A	B	C	D	E	F
-	-	-	56	44	-

Face Value Grade : D

Sample Point No : 3932785
 Name : DEARNE @ LOWER COMMON LANE

	YEAR 1994				Conf of Grade for det (%)					
	mean	sd	no	90/10%ile	A	B	C	D	E	F
BOD	2.04	2.18	46	4.27	-	34	61	5	-	-
Ammn	0.11	0.11	47	0.23	20	80	-	-	-	-
DO	93.80	8.49	44	82.92	93	7	-	-	-	-

Overall Conf of Grade (%)
 A B C D E F

- 34 61 5 - -

Face Value Grade : C

	YEAR 1990				Conf of Grade for det (%)					
	mean	sd	no	90/10%ile	A	B	C	D	E	F
BOD	2.10	0.93	31	3.30	-	94	6	-	-	-
Ammn	0.14	0.22	32	0.31	3	95	2	-	-	-
DO	86.32	8.44	31	75.50	1	98	1	-	-	-

Overall Conf of Grade (%)
 A B C D E F

- 94 6 - - -

Face Value Grade : B

Sample Point No : 3932790
 Name : DEARNE @ MARLES BRIDGE

	YEAR 1994				Conf of Grade for det (%)					
	mean	sd	no	90/10%ile	A	B	C	D	E	F
BOD	5.22	1.56	36	7.28	-	-	-	89	11	-
Ammn	1.21	0.68	37	2.06	-	-	-	92	8	-
DO	79.29	12.24	37	63.60	-	-	86	14	-	-

Overall Conf of Grade (%)
 A B C D E F

- - - 89 11 -

Face Value Grade : D

	YEAR 1990				Conf of Grade for det (%)					
	mean	sd	no	90/10%ile	A	B	C	D	E	F
BOD	5.27	2.32	35	8.27	-	-	-	35	65	-
Ammn	0.94	0.62	35	1.70	-	-	1	98	1	-
DO	77.46	15.86	35	57.13	-	-	18	77	5	-

Overall Conf of Grade (%)
 A B C D E F

- - 20 15 65 -

Face Value Grade : E

Sample Point No :3932800
 Name :DEARNE @ PASTURES BRIDGE

	YEAR 1994				Conf of Grade for det (%)					
	mean	sd	no	90/10%ile	A	B	C	D	E	F
BOD	4.71	1.67	151	6.90	-	-	-	100	-	-
Amm	1.01	0.81	151	1.94	-	-	-	100	-	-
DO	73.56	14.10	144	55.49	-	-	-	100	-	-

Overall Conf of Grade(%)
 A B C D E F

-	-	-	100	-	-
---	---	---	-----	---	---

Face Value Grade : D

	YEAR 1990				Conf of Grade for det (%)					
	mean	sd	no	90/10%ile	A	B	C	D	E	F
BOD	5.00	1.61	69	7.12	-	-	-	98	2	-
Amm	0.85	0.62	70	1.59	-	-	2	98	-	-
DO	72.03	14.36	64	53.63	-	-	-	91	9	-

Overall Conf of Grade(%)
 A B C D E F

-	-	-	91	9	-
---	---	---	----	---	---

Face Value Grade : D

Sample Point No :3932830
 Name :DEARNE @ STAR PAPER MILL

	YEAR 1994				Conf of Grade for det (%)					
	mean	sd	no	90/10%ile	A	B	C	D	E	F
BOD	3.31	1.49	70	5.23	-	-	96	4	-	-
Amm	0.51	0.46	71	1.02	-	-	96	4	-	-
DO	75.01	13.87	69	57.23	-	-	9	91	-	-

Overall Conf of Grade(%)
 A B C D E F

-	-	9	91	-	-
---	---	---	----	---	---

Face Value Grade : D

	YEAR 1990				Conf of Grade for det (%)					
	mean	sd	no	90/10%ile	A	B	C	D	E	F
BOD	5.19	2.30	34	8.16	-	-	-	41	59	-
Amm	1.12	0.78	34	2.06	-	-	-	87	13	-
DO	55.50	26.05	34	22.12	-	-	-	-	61	39

Overall Conf of Grade(%)
 A B C D E F

-	-	-	-	61	39
---	---	---	---	----	----

Face Value Grade : E

Sample Point No : 3932840
 Name : DEARNE @ STORRS MILL BRIDGE

	YEAR 1994				Conf of Grade for det (%)					
	mean	sd	no	90/10%ile	A	B	C	D	E	F
BOD	4.76	1.92	36	7.26	-	-	-	82	18	-
Amm	1.02	0.62	37	1.79	-	-	-	99	1	-
DO	64.14	19.27	37	39.44	-	-	-	-	100	-

Overall Conf of Grade(%)
 A B C D E F

-	-	-	-	100	-
---	---	---	---	-----	---

Face Value Grade : E

	YEAR 1990				Conf of Grade for det (%)					
	mean	sd	no	90/10%ile	A	B	C	D	E	F
BOD	5.57	3.20	35	9.58	-	-	-	5	95	-
Amm	1.22	0.58	35	1.96	-	-	-	97	3	-
DO	56.40	21.92	35	28.31	-	-	-	-	92	8

Overall Conf of Grade(%)
 A B C D E F

-	-	-	-	92	8
---	---	---	---	----	---

Face Value Grade : E

Sample Point No : 3932920
 Name : RIVER DEARNE UPSTREAM CLAYTON WEST NEW STW

	YEAR 1994				Conf of Grade for det (%)					
	mean	sd	no	90/10%ile	A	B	C	D	E	F
BOD	1.90	1.20	45	3.38	-	89	11	-	-	-
Amm	0.15	0.18	46	0.32	-	100	-	-	-	-
DO	93.51	6.68	45	84.95	100	-	-	-	-	-

Overall Conf of Grade(%)
 A B C D E F

-	89	11	-	-	-
---	----	----	---	---	---

Face Value Grade : B

	YEAR 1990				Conf of Grade for det (%)					
	mean	sd	no	90/10%ile	A	B	C	D	E	F
BOD	2.42	1.39	31	4.16	-	36	63	1	-	-
Amm	0.19	0.21	32	0.40	-	94	6	-	-	-
DO	85.29	10.33	31	72.05	-	75	25	-	-	-

Overall Conf of Grade(%)
 A B C D E F

-	36	63	1	-	-
---	----	----	---	---	---

Face Value Grade : C

Sample Point No :3932940
 Name :RIVER DEARNE UPSTREAM DARTON STW, B6428 ROAD BRIDGE

	YEAR 1994				Conf of Grade for det (%)					
	mean	sd	no	90/10%ile	A	B	C	D	E	F
BOD	3.20	1.94	124	5.60	-	-	82	18	-	-
Amm	0.32	0.46	124	0.71	-	8	92	-	-	-
DO	93.15	15.10	114	73.80	-	96	4	-	-	-

Overall Conf of Grade(%)
 A B C D E F

-	-	82	18	-	-
---	---	----	----	---	---

Face Value Grade : C

	YEAR 1990				Conf of Grade for det (%)					
	mean	sd	no	90/10%ile	A	B	C	D	E	F
BOD	3.21	1.67	29	5.33	-	-	79	21	-	-
Amm	0.35	0.44	30	0.76	-	13	84	3	-	-
DO	95.62	12.26	13	79.91	49	45	6	-	-	-

Overall Conf of Grade(%)
 A B C D E F

-	-	79	21	-	-
---	---	----	----	---	---

Face Value Grade : C

Sample Point No :3932980
 Name :RIVER DOE LEA ABOVE STOCKLEY SEWAGE TREATMENT WOR

	YEAR 1994				Conf of Grade for det (%)					
	mean	sd	no	90/10%ile	A	B	C	D	E	F
BOD	2.19	1.77	39	4.23	-	34	63	3	-	-
Amm	0.31	0.48	39	0.69	-	25	74	1	-	-
DO	83.00	17.54	37	60.52	-	-	55	44	1	-

Overall Conf of Grade(%)
 A B C D E F

-	-	55	44	1	-
---	---	----	----	---	---

Face Value Grade : C

	YEAR 1990				Conf of Grade for det (%)					
	mean	sd	no	90/10%ile	A	B	C	D	E	F
BOD	0.00	0.00	0	0.00						
Amm	0.00	0.00	0	0.00						
DO	0.00	0.00	0	0.00						

Overall Conf of Grade(%)
 A B C D E F

--	--	--	--	--	--

Face Value Grade :

Sample Point No :3933010
 Name :RIVER DOE LEA AT GUAGING STATION DOWSTREAM MARKHAM

	YEAR 1994				Conf of Grade for det (%)					
	mean	sd	no	90/10%ile	A	B	C	D	E	F
BOD	7.02	7.80	71	14.82	-	-	-	-	53	47
Amm	2.05	1.56	71	3.88	-	-	-	-	100	-
DO	78.62	17.58	66	56.09	-	-	7	90	3	-

Overall Conf of Grade (%)
 A B C D E F

-	-	-	-	53	47
---	---	---	---	----	----

Face Value Grade : E

	YEAR 1990				Conf of Grade for det (%)					
	mean	sd	no	90/10%ile	A	B	C	D	E	F
BOD	6.35	4.25	35	11.51	-	-	-	-	94	6
Amm	2.15	1.03	35	3.47	-	-	-	-	100	-
DO	78.21	12.17	14	62.61	-	2	64	31	3	-

Overall Conf of Grade (%)
 A B C D E F

-	-	-	-	94	6
---	---	---	---	----	---

Face Value Grade : E

Sample Point No :3933020
 Name :RIVER DOE LEA AT HARDWICK INN

	YEAR 1994				Conf of Grade for det (%)					
	mean	sd	no	90/10%ile	A	B	C	D	E	F
BOD	1.40	0.90	37	2.50	50	50	-	-	-	-
Amm	0.09	0.11	37	0.19	55	45	-	-	-	-
DO	88.25	13.22	36	71.31	-	64	36	-	-	-

Overall Conf of Grade (%)
 A B C D E F

-	64	36	-	-	-
---	----	----	---	---	---

Face Value Grade : B

	YEAR 1990				Conf of Grade for det (%)					
	mean	sd	no	90/10%ile	A	B	C	D	E	F
BOD	1.64	1.10	17	2.97	15	72	13	-	-	-
Amm	0.13	0.20	17	0.29	11	82	7	-	-	-
DO	85.13	14.78	16	66.19	-	18	64	17	1	-

Overall Conf of Grade (%)
 A B C D E F

-	18	64	17	1	-
---	----	----	----	---	---

Face Value Grade : C

Sample Point No :3933040
Name :RIVER DOE LEA AT RENISHAW

	YEAR 1994				Conf of Grade for det (%)					
	mean	sd	no	90/10%ile	A	B	C	D	E	F
BOD	5.57	5.96	71	11.65	-	-	-	-	95	5
Amm	2.28	3.08	71	5.01	-	-	-	-	100	-
DO	76.16	14.29	67	57.85	-	-	16	84	-	-

Overall Conf of Grade(%)
A B C D E F

-	-	-	-	95	5
---	---	---	---	----	---

Face Value Grade : E

	YEAR 1990				Conf of Grade for det (%)					
	mean	sd	no	90/10%ile	A	B	C	D	E	F
BOD	8.40	8.86	140	17.51	-	-	-	-	5	95
Amm	4.15	2.56	143	7.31	-	-	-	-	100	-
DO	63.72	15.91	133	43.33	-	-	-	-	100	-

Overall Conf of Grade(%)
A B C D E F

-	-	-	-	5	95
---	---	---	---	---	----

Face Value Grade : F

Sample Point No :3933070
Name :RIVER DOE LEA DOWNSTREAM BOLSOVER STW

	YEAR 1994				Conf of Grade for det (%)					
	mean	sd	no	90/10%ile	A	B	C	D	E	F
BOD	4.45	2.30	37	7.38	-	-	2	72	26	-
Amm	1.13	0.59	37	1.88	-	-	-	99	1	-
DO	68.88	20.59	36	42.49	-	-	-	3	97	-

Overall Conf of Grade(%)
A B C D E F

-	-	1	2	97	-
---	---	---	---	----	---

Face Value Grade : E

	YEAR 1990				Conf of Grade for det (%)					
	mean	sd	no	90/10%ile	A	B	C	D	E	F
BOD	4.25	2.23	21	7.08	-	-	9	65	26	-
Amm	1.17	0.71	22	2.05	-	-	-	83	17	-
DO	75.67	28.82	9	38.74	-	-	2	12	68	18

Overall Conf of Grade(%)
A B C D E F

-	-	13	1	68	18
---	---	----	---	----	----

Face Value Grade : E

Sample Point No :3933110
 Name :RIVER DOE LEA UPSTREAM STAVELEY STW

	YEAR 1994				Conf of Grade for det (%)					
	mean	sd	no	90/10%ile	A	B	C	D	E	F
BOD	5.72	7.08	54	12.36	-	-	-	-	83	17
Amm	1.67	1.10	54	3.01	-	-	-	3	97	-
DO	76.88	17.07	49	55.00	-	-	4	86	10	-

Overall Conf of Grade(%)
 A B C D E F

- - - - 83 17

Face Value Grade : E

	YEAR 1990				Conf of Grade for det (%)					
	mean	sd	no	90/10%ile	A	B	C	D	E	F
BOD	0.00	0.00	0	0.00						
Amm	0.00	0.00	0	0.00						
DO	0.00	0.00	0	0.00						

Overall Conf of Grade(%)
 A B C D E F

Face Value Grade :

Sample Point No :3933180
 Name :RIVER DON AT BSC ALDWARKE (THRYBERGH BAR MILL)

	YEAR 1994				Conf of Grade for det (%)					
	mean	sd	no	90/10%ile	A	B	C	D	E	F
BOD	4.46	2.01	71	7.06	-	-	-	94	6	-
Amm	2.99	2.15	72	5.55	-	-	-	-	100	-
DO	81.45	13.94	67	63.59	-	-	91	8	1	-

Overall Conf of Grade(%)
 A B C D E F

- - - - 100 -

Face Value Grade : E

	YEAR 1990				Conf of Grade for det (%)					
	mean	sd	no	90/10%ile	A	B	C	D	E	F
BOD	5.72	2.48	34	8.93	-	-	-	10	90	-
Amm	6.82	4.12	34	11.93	-	-	-	-	1	99
DO	77.09	14.30	33	58.76	-	-	33	65	2	-

Overall Conf of Grade(%)
 A B C D E F

- - - - 1 99

Face Value Grade : F

Sample Point No : 3933200
 Name : RIVER DON AT BSC ROTHERHAM GATE 14

	YEAR 1994				Conf of Grade for det (%)					
	mean	sd	no	90/10%ile	A	B	C	D	E	F
BOD	3.76	2.06	150	6.36	-	-	14	86	-	-
Amm	1.89	1.48	150	3.61	-	-	-	-	100	-
DO	79.61	14.57	142	60.94	-	-	70	30	-	-

Overall Conf of Grade (%)
 A B C D E F

-	-	-	-	100	-
---	---	---	---	-----	---

Face Value Grade : E

	YEAR 1990				Conf of Grade for det (%)					
	mean	sd	no	90/10%ile	A	B	C	D	E	F
BOD	5.00	2.71	40	8.42	-	-	-	30	70	-
Amm	6.29	3.65	40	10.85	-	-	-	-	3	97
DO	79.33	21.92	40	51.24	-	-	2	57	41	-

Overall Conf of Grade (%)
 A B C D E F

-	-	-	-	3	97
---	---	---	---	---	----

Face Value Grade : F

Sample Point No : 3933220
 Name : RIVER DON AT DEEPCAR.

	YEAR 1994				Conf of Grade for det (%)					
	mean	sd	no	90/10%ile	A	B	C	D	E	F
BOD	2.05	1.07	71	3.41	-	96	4	-	-	-
Amm	0.11	0.12	72	0.23	13	87	-	-	-	-
DO	96.11	8.37	69	85.38	100	-	-	-	-	-

Overall Conf of Grade (%)
 A B C D E F

-	96	4	-	-	-
---	----	---	---	---	---

Face Value Grade : B

	YEAR 1990				Conf of Grade for det (%)					
	mean	sd	no	90/10%ile	A	B	C	D	E	F
BOD	1.80	0.84	35	2.88	6	94	-	-	-	-
Amm	0.12	0.16	35	0.26	9	91	-	-	-	-
DO	96.50	10.44	34	83.12	86	14	-	-	-	-

Overall Conf of Grade (%)
 A B C D E F

6	94	-	-	-	-
---	----	---	---	---	---

Face Value Grade : B

Sample Point No :3933250
 Name :RIVER DON AT DUNFORD BRIDGE

	YEAR 1994				Conf of Grade for det (%)					
	mean	sd	no	90/10%ile	A	B	C	D	E	F
BOD	1.23	0.47	71	1.84	100	-	-	-	-	-
Amm	0.08	0.08	72	0.16	91	9	-	-	-	-
DO	87.84	10.74	68	74.08	-	98	2	-	-	-

Overall Conf of Grade(%)
 A B C D E F

-	98	2	-	-	-
---	----	---	---	---	---

Face Value Grade : B

	YEAR 1990				Conf of Grade for det (%)					
	mean	sd	no	90/10%ile	A	B	C	D	E	F
BOD	1.16	0.64	32	1.97	95	5	-	-	-	-
Amm	0.11	0.20	32	0.25	19	80	1	-	-	-
DO	89.34	11.35	32	74.79	1	92	7	-	-	-

Overall Conf of Grade(%)
 A B C D E F

1	92	7	-	-	-
---	----	---	---	---	---

Face Value Grade : B

Sample Point No :3933255
 Name :RIVER DON AT ELDON ROAD, ROTHERHAM

	YEAR 1994				Conf of Grade for det (%)					
	mean	sd	no	90/10%ile	A	B	C	D	E	F
BOD	4.07	1.75	71	6.34	-	-	18	82	-	-
Amm	2.18	1.71	72	4.17	-	-	-	-	100	-
DO	81.35	15.99	68	60.86	-	-	61	39	-	-

Overall Conf of Grade(%)
 A B C D E F

-	-	-	-	100	-
---	---	---	---	-----	---

Face Value Grade : E

	YEAR 1990				Conf of Grade for det (%)					
	mean	sd	no	90/10%ile	A	B	C	D	E	F
BOD	5.28	2.11	35	8.03	-	-	-	48	52	-
Amm	5.88	3.55	35	10.28	-	-	-	-	12	88
DO	76.40	16.09	35	55.78	-	-	10	81	9	-

Overall Conf of Grade(%)
 A B C D E F

-	-	-	-	12	88
---	---	---	---	----	----

Face Value Grade : F

Sample Point No :3933270
 Name :RIVER DON AT HALFPENNY BRIDGE

	YEAR 1994				Conf of Grade for det (%)					
	mean	sd	no	90/10%ile	A	B	C	D	E	F
BOD	2.46	1.40	149	4.22	-	17	83	-	-	-
Amm	0.29	0.20	150	0.53	-	95	5	-	-	-
DO	87.63	13.93	143	69.78	-	44	56	-	-	-

Overall Conf of Grade(%)
 A B C D E F

-	17	83	-	-	-
---	----	----	---	---	---

Face Value Grade : C

	YEAR 1990				Conf of Grade for det (%)					
	mean	sd	no	90/10%ile	A	B	C	D	E	F
BOD	3.16	2.67	104	6.18	-	-	37	62	1	-
Amm	0.33	0.31	105	0.67	-	14	86	-	-	-
DO	84.28	18.56	103	60.49	-	-	57	43	-	-

Overall Conf of Grade(%)
 A B C D E F

-	14	23	62	1	-
---	----	----	----	---	---

Face Value Grade : D

Sample Point No :3933335
 Name :DON AT MEADOWHALL CENTRE

	YEAR 1994				Conf. of Grade for det (%)					
	mean	sd	no	90/10%ile	A	B	C	D	E	F
BOD	2.39	1.51	70	4.25	-	24	76	-	-	-
Amm	0.28	0.20	72	0.52	-	90	10	-	-	-
DO	93.20	15.06	68	73.90	-	92	8	-	-	-

Overall Conf of Grade(%)
 A B C D E F

-	24	76	-	-	-
---	----	----	---	---	---

Face Value Grade : C

	YEAR 1990				Conf of Grade for det (%)					
	mean	sd	no	90/10%ile	A	B	C	D	E	F
BOD	3.58	2.85	11	6.87	-	1	27	36	33	3
Amm	0.54	0.65	11	1.16	-	2	56	33	9	-
DO	99.80	16.57	10	78.56	40	38	17	5	-	-

Overall Conf of Grade(%)
 A B C D E F

-	-	28	36	33	3
---	---	----	----	----	---

Face Value Grade : D

Sample Point No :3933340

Name :RIVER DON AT MEXBOROUGH POWER STATION

	YEAR 1994				Conf of Grade for det (%)					
	mean	sd	no	90/10%ile	A	B	C	D	E	F
BOD	3.95	1.95	70	6.44	-	-	14	85	1	-
Amm	2.76	2.15	71	5.26	-	-	-	-	100	-
DO	75.51	19.20	67	50.90	-	-	-	60	40	-

Overall Conf of Grade(%)
A B C D E F

- - - - 100 -

Face Value Grade : E

	YEAR 1990				Conf of Grade for det (%)					
	mean	sd	no	90/10%ile	A	B	C	D	E	F
BOD	5.09	1.49	34	7.05	-	-	-	94	6	-
Amm	6.33	3.18	34	10.39	-	-	-	-	7	93
DO	73.71	12.97	34	57.09	-	-	13	84	3	-

Overall Conf of Grade(%)
A B C D E F

- - - - 7 93

Face Value Grade : F

Sample Point No :3933360

Name :RIVER DON AT NEEPSSEND LANE

	YEAR 1994				Conf of Grade for det (%)					
	mean	sd	no	90/10%ile	A	B	C	D	E	F
BOD	2.31	1.86	71	4.45	-	15	84	1	-	-
Amm	0.12	0.12	72	0.25	4	96	-	-	-	-
DO	92.05	10.12	70	79.08	27	73	-	-	-	-

Overall Conf of Grade(%)
A B C D E F

- 15 84 1 - -

Face Value Grade : C

	YEAR 1990				Conf of Grade for det (%)					
	mean	sd	no	90/10%ile	A	B	C	D	E	F
BOD	2.82	1.32	37	4.52	-	8	91	1	-	-
Amm	0.36	0.41	37	0.76	-	9	90	1	-	-
DO	89.50	13.33	36	72.42	-	75	25	-	-	-

Overall Conf of Grade(%)
A B C D E F

- 7 92 1 - -

Face Value Grade : C

Sample Point No :3933370
Name :RIVER DON AT NEWHALL ROAD

	YEAR 1994				Conf of Grade for det (%)					
	mean	sd	no	90/10%ile	A	B	C	D	E	F
BOD	2.46	1.54	71	4.36	-	15	85	-	-	-
Amm	0.16	0.17	72	0.33	-	100	-	-	-	-
DO	97.74	15.34	67	78.08	20	80	-	-	-	-

Overall Conf of Grade(%)
A B C D E F

-	16	84	-	-	-
---	----	----	---	---	---

Face Value Grade : C

	YEAR 1990				Conf of Grade for det (%)					
	mean	sd	no	90/10%ile	A	B	C	D	E	F
BOD	3.35	3.13	37	6.76	-	-	22	57	21	-
Amm	0.25	0.22	37	0.50	-	83	17	-	-	-
DO	100.60	15.08	37	81.27	63	37	-	-	-	-

Overall Conf of Grade(%)
A B C D E F

-	-	22	57	21	-
---	---	----	----	----	---

Face Value Grade : D

Sample Point No :3933375
Name :RIVER DON AT NORTH BRIDGE

	YEAR 1994				Conf of Grade for det (%)					
	mean	sd	no	90/10%ile	A	B	C	D	E	F
BOD	3.95	1.35	149	5.72	-	-	88	12	-	-
Amm	2.17	1.34	149	3.83	-	-	-	-	100	-
DO	89.44	12.93	140	72.87	-	96	4	-	-	-

Overall Conf of Grade(%)
A B C D E F

-	-	-	-	100	-
---	---	---	---	-----	---

Face Value Grade : E

	YEAR 1990				Conf of Grade for det (%)					
	mean	sd	no	90/10%ile	A	B	C	D	E	F
BOD	4.76	1.66	125	6.94	-	-	-	100	-	-
Amm	4.84	2.10	126	7.56	-	-	-	-	100	-
DO	85.65	12.02	117	70.25	-	56	44	-	-	-

Overall Conf of Grade(%)
A B C D E F

-	-	-	-	100	-
---	---	---	---	-----	---

Face Value Grade : E

Sample Point No : 3933390
 Name : RIVER DON AT OUGHTIBRIDGE

	YEAR 1994				Conf of Grade for det (%)					
	mean	sd	no	90/10%ile	A	B	C	D	E	F
BOD	2.44	1.05	121	3.80	-	82	18	-	-	-
Amm	0.21	0.26	124	0.45	-	99	1	-	-	-
DO	92.19	13.06	115	75.45	-	100	-	-	-	-

Overall Conf of Grade (%)
 A B C D E F

- 82 18 - - -

Face Value Grade : B

	YEAR 1990				Conf of Grade for det (%)					
	mean	sd	no	90/10%ile	A	B	C	D	E	F
BOD	3.51	2.28	112	6.30	-	-	25	75	-	-
Amm	0.31	0.49	65	0.70	-	19	81	-	-	-
DO	89.97	14.49	104	71.40	-	75	25	-	-	-

Overall Conf of Grade (%)
 A B C D E F

- - 25 75 - -

Face Value Grade : D

Sample Point No : 3933420
 Name : RIVER DON AT STARLING BRIDGE

	YEAR 1994				Conf of Grade for det (%)					
	mean	sd	no	90/10%ile	A	B	C	D	E	F
BOD	1.70	1.54	73	3.40	-	88	12	-	-	-
Amm	0.15	0.13	97	0.30	-	100	-	-	-	-
DO	91.49	8.34	78	80.80	71	29	-	-	-	-

Overall Conf of Grade (%)
 A B C D E F

- 88 12 - - -

Face Value Grade : B

	YEAR 1990				Conf of Grade for det (%)					
	mean	sd	no	90/10%ile	A	B	C	D	E	F
BOD	1.73	1.23	46	3.20	1	92	7	-	-	-
Amm	0.17	0.12	46	0.31	-	100	-	-	-	-
DO	88.73	11.65	33	73.80	-	87	13	-	-	-

Overall Conf of Grade (%)
 A B C D E F

- 87 13 - - -

Face Value Grade : B

Sample Point No :3933490
 Name :RIVER DON BELOW SCOUT DYKE

	YEAR 1994				Conf of Grade for det (%)					
	mean	sd	no	90/10%ile	A	B	C	D	E	F
BOD	1.98	1.44	70	3.69	-	75	25	-	-	-
Amm	0.13	0.14	71	0.27	1	99	-	-	-	-
DO	93.20	10.72	69	79.46	37	63	-	-	-	-

Overall Conf of Grade(%)
 A B C D E F

-	75	25	-	-	-
---	----	----	---	---	---

Face Value Grade : B

	YEAR 1990				Conf of Grade for det (%)					
	mean	sd	no	90/10%ile	A	B	C	D	E	F
BOD	1.85	1.27	18	3.38	4	70	25	1	-	-
Amm	0.13	0.13	18	0.27	10	89	1	-	-	-
DO	88.00	8.05	15	77.68	16	82	2	-	-	-

Overall Conf of Grade(%)
 A B C D E F

-	74	25	1	-	-
---	----	----	---	---	---

Face Value Grade : B

Sample Point No :3933540
 Name :RIVER DON DOWNSTREAM OF STOCKSBRIDGE S.W.

	YEAR 1994				Conf of Grade for det (%)					
	mean	sd	no	90/10%ile	A	B	C	D	E	F
BOD	2.53	0.97	97	3.80	-	82	18	-	-	-
Amm	0.27	0.20	99	0.51	-	96	4	-	-	-
DO	94.80	10.41	92	81.46	82	18	-	-	-	-

Overall Conf of Grade(%)
 A B C D E F

-	82	18	-	-	-
---	----	----	---	---	---

Face Value Grade : B

	YEAR 1990				Conf of Grade for det (%)					
	mean	sd	no	90/10%ile	A	B	C	D	E	F
BOD	0.00	0.00	0	0.00						
Amm	0.00	0.00	0	0.00						
DO	0.00	0.00	0	0.00						

Overall Conf of Grade(%)
 A B C D E F

--	--	--	--	--	--

Face Value Grade :

Sample Point No :3933550
 Name :RIVER DON DOWNSTREAM OF WHARNCLIFFE S.W., ABOVE BRI

	YEAR 1994				Conf of Grade for det (%)					
	mean	sd	no	90/10%ile	A	B	C	D	E	F
BOD	2.56	1.28	122	4.19	-	19	81	-	-	-
Amm	0.24	0.19	124	0.46	-	100	-	-	-	-
DO	97.56	9.05	115	85.96	100	-	-	-	-	-

Overall Conf of Grade(%)
 A B C D E F

-	-	19	81	-	-	-
---	---	----	----	---	---	---

Face Value Grade : C

	YEAR 1990				Conf of Grade for det (%)					
	mean	sd	no	90/10%ile	A	B	C	D	E	F
BOD	2.95	2.63	110	5.87	-	-	58	42	-	-
Amm	0.30	0.27	63	0.60	-	51	49	-	-	-
DO	94.84	12.52	101	78.79	22	78	-	-	-	-

Overall Conf of Grade(%)
 A B C D E F

-	-	-	58	42	-	-
---	---	---	----	----	---	---

Face Value Grade : C

Sample Point No :3933620
 Name :RIVER DOVE AT DARFIELD (LOW VALLEY)

	YEAR 1994				Conf of Grade for det (%)					
	mean	sd	no	90/10%ile	A	B	C	D	E	F
BOD	3.62	1.76	71	5.88	-	-	60	40	-	-
Amm	0.77	0.57	72	1.44	-	-	14	86	-	-
DO	88.56	18.49	68	64.86	-	3	89	8	-	-

Overall Conf of Grade(%)
 A B C D E F

-	-	3	11	86	-	-
---	---	---	----	----	---	---

Face Value Grade : D

	YEAR 1990				Conf of Grade for det (%)					
	mean	sd	no	90/10%ile	A	B	C	D	E	F
BOD	3.74	2.16	36	6.44	-	-	25	68	7	-
Amm	0.39	0.34	36	0.77	-	5	95	-	-	-
DO	91.81	17.83	36	68.96	-	38	58	4	-	-

Overall Conf of Grade(%)
 A B C D E F

-	-	-	25	68	7	-
---	---	---	----	----	---	---

Face Value Grade : D

Sample Point No :3933680
 Name :RIVER DOVE UPSTREAM WORSBOROUGH STW

	YEAR 1994				Conf of Grade for det (%)					
	mean	sd	no	90/10%ile	A	B	C	D	E	F
BOD	3.33	1.78	71	5.58	-	-	79	21	-	-
Amm	0.51	0.40	72	0.97	-	-	99	1	-	-
DO	78.56	18.59	70	54.74	-	-	3	89	8	-

Overall Conf of Grade(%)
 A B C D E F

-	-	3	89	8	-
---	---	---	----	---	---

Face Value Grade : D

	YEAR 1990				Conf of Grade for det (%)					
	mean	sd	no	90/10%ile	A	B	C	D	E	F
BOD	5.30	4.56	33	10.43	-	-	-	4	92	4
Amm	0.34	0.37	34	0.71	-	16	83	1	-	-
DO	75.59	15.81	32	55.33	-	-	8	80	12	-

Overall Conf of Grade(%)
 A B C D E F

-	-	-	4	92	4
---	---	---	---	----	---

Face Value Grade : E

Sample Point No :3933730
 Name :RIVER DRONE DOWNSTREAM DRONFIELD BY-PASS AT SHEEP

	YEAR 1994				Conf of Grade for det (%)					
	mean	sd	no	90/10%ile	A	B	C	D	E	F
BOD	5.53	4.92	35	10.99	-	-	-	2	91	7
Amm	0.97	0.76	35	1.85	-	-	-	94	6	-
DO	85.42	13.93	32	67.57	-	20	77	3	-	-

Overall Conf of Grade(%)
 A B C D E F

-	-	-	2	91	7
---	---	---	---	----	---

Face Value Grade : E

	YEAR 1990				Conf of Grade for det (%)					
	mean	sd	no	90/10%ile	A	B	C	D	E	F
BOD	5.17	3.79	17	9.66	-	-	-	14	80	6
Amm	1.29	0.69	18	2.16	-	-	-	75	25	-
DO	80.06	18.51	17	56.34	-	-	23	55	22	-

Overall Conf of Grade(%)
 A B C D E F

-	-	-	15	79	6
---	---	---	----	----	---

Face Value Grade : E

Sample Point No :3933790
 Name :RIVER HIPPER AT A61 ROAD BRIDGE

	YEAR 1994				Conf of Grade for det (%)					
	mean	sd	no	90/10%ile	A	B	C	D	E	F
BOD	1.95	2.34	37	4.19	-	40	53	7	-	-
Amm	0.08	0.08	37	0.16	81	19	-	-	-	-
DO	97.67	9.03	32	86.10	99	1	-	-	-	-

Overall Conf of Grade(%)

A	B	C	D	E	F
-	41	52	7	-	-

Face Value Grade : C

	YEAR 1990				Conf of Grade for det (%)					
	mean	sd	no	90/10%ile	A	B	C	D	E	F
BOD	3.33	4.17	34	7.21	-	-	17	48	35	-
Amm	0.22	0.55	35	0.50	-	69	30	1	-	-
DO	84.32	13.47	34	67.06	-	14	83	3	-	-

Overall Conf of Grade(%)

A	B	C	D	E	F
-	-	18	47	35	-

Face Value Grade : D

Sample Point No :3933800
 Name :RIVER HIPPER DOWNSTREAM BROOKSIDE BECK NR SOMERSAL

	YEAR 1994				Conf of Grade for det (%)					
	mean	sd	no	90/10%ile	A	B	C	D	E	F
BOD	1.81	1.40	37	3.44	1	79	20	-	-	-
Amm	0.11	0.29	37	0.25	23	76	1	-	-	-
DO	88.08	8.20	33	77.57	8	92	-	-	-	-

Overall Conf of Grade(%)

A	B	C	D	E	F
-12	92	20	-	-	-

Face Value Grade : B

	YEAR 1990				Conf of Grade for det (%)					
	mean	sd	no	90/10%ile	A	B	C	D	E	F
BOD	3.28	3.61	17	6.91	-	1	27	37	33	2
Amm	0.23	0.30	18	0.50	-	66	32	2	-	-
DO	82.41	15.40	17	62.67	-	4	61	32	3	-

Overall Conf of Grade(%)

A	B	C	D	E	F
-	-	29	36	33	2

Face Value Grade : D

Sample Point No :3933810
 Name :RIVER LITTLE DON **BELOW LANGSETT FILTERS**

	YEAR 1994				Conf of Grade for det (%)					
	mean	sd	no	90/10%ile	A	B	C	D	E	F
BOD	1.15	0.50	36	1.80	100	-	-	-	-	-
Amm	0.12	0.12	36	0.25	10	90	-	-	-	-
DO	81.44	16.11	34	60.79	-	-	57	42	1	-

Overall Conf of Grade(%)
 A B C D E F

-	-	57	42	1	-
---	---	----	----	---	---

Face Value Grade : C

	YEAR 1990				Conf of Grade for det (%)					
	mean	sd	no	90/10%ile	A	B	C	D	E	F
BOD	1.19	0.69	18	2.05	81	19	-	-	-	-
Amm	0.13	0.19	18	0.29	10	85	5	-	-	-
DO	76.07	11.98	15	60.72	-	-	55	42	3	-

Overall Conf of Grade(%)
 A B C D E F

-	-	55	42	3	-
---	---	----	----	---	---

Face Value Grade : C

Sample Point No :3933850
 Name :RIVER LOXLEY AT DONCASTERS BRIDGE

	YEAR 1994				Conf of Grade for det (%)					
	mean	sd	no	90/10%ile	A	B	C	D	E	F
BOD	1.84	1.37	71	3.46	-	89	11	-	-	-
Amm	0.07	0.06	72	0.14	100	-	-	-	-	-
DO	96.80	9.06	69	85.19	100	-	-	-	-	-

Overall Conf of Grade(%)
 A B C D E F

-	89	11	-	-	-
---	----	----	---	---	---

Face Value Grade : B

	YEAR 1990				Conf of Grade for det (%)					
	mean	sd	no	90/10%ile	A	B	C	D	E	F
BOD	1.91	1.70	37	3.80	-	60	39	1	-	-
Amm	0.09	0.11	37	0.19	55	45	-	-	-	-
DO	96.39	11.00	36	82.29	78	22	-	-	-	-

Overall Conf of Grade(%)
 A B C D E F

-	60	39	1	-	-
---	----	----	---	---	---

Face Value Grade : B

Sample Point No :3933870
 Name :RIVER LOXLEY AT ROWEL LANE

	YEAR 1994				Conf of Grade for det (%)					
	mean	sd	no	90/10%ile	A	B	C	D	E	F
BOD	1.64	0.63	35	2.46	56	44	-	-	-	-
Amm	0.06	0.04	36	0.11	100	-	-	-	-	-
DO	100.39	9.33	36	88.43	100	-	-	-	-	-

Overall Conf of Grade(%)					
A	B	C	D	E	F
56	44	-	-	-	-

Face Value Grade : A

	YEAR 1990				Conf of Grade for det (%)					
	mean	sd	no	90/10%ile	A	B	C	D	E	F
BOD	0.00	0.00	0	0.00						
Amm	0.00	0.00	0	0.00						
DO	0.00	0.00	0	0.00						

Overall Conf of Grade(%)					
A	B	C	D	E	F

Face Value Grade :

Sample Point No :3933890
 Name :RIVER RIVELIN AT HOLLINS LANE BRIDGE

	YEAR 1994				Conf of Grade for det (%)					
	mean	sd	no	90/10%ile	A	B	C	D	E	F
BOD	1.55	0.58	35	2.31	79	21	-	-	-	-
Amm	0.04	0.04	36	0.08	100	-	-	-	-	-
DO	99.64	9.35	36	87.66	100	-	-	-	-	-

Overall Conf of Grade(%)					
A	B	C	D	E	F
79	21	-	-	-	-

Face Value Grade : A

	YEAR 1990				Conf of Grade for det (%)					
	mean	sd	no	90/10%ile	A	B	C	D	E	F
BOD	1.45	0.99	35	2.65	32	67	1	-	-	-
Amm	0.06	0.08	35	0.13	94	6	-	-	-	-
DO	94.03	12.60	34	77.88	20	79	1	-	-	-

Overall Conf of Grade(%)					
A	B	C	D	E	F
20	79	1	-	-	-

Face Value Grade : B

Sample Point No :3933910
 Name :RIVER ROTHER ABOVE DANESMOOR SEWAGE TREATMENT WOR

	YEAR 1994				Conf of Grade for det (%)					
	mean	sd	no	90/10%ile	A	B	C	D	E	F
BOD	1.70	1.41	71	3.31	-	92	8	-	-	-
Amm	0.26	0.79	71	0.57	-	56	44	-	-	-
DO	82.14	11.54	63	67.35	-	7	93	-	-	-

Overall Conf of Grade(%)
 A B C D E F

- 6 94 - - -

Face Value Grade : C

	YEAR 1990				Conf of Grade for det (%)					
	mean	sd	no	90/10%ile	A	B	C	D	E	F
BOD	1.68	1.06	36	2.98	6	91	3	-	-	-
Amm	0.23	0.59	37	0.52	-	65	34	1	-	-
DO	77.65	24.14	23	46.71	-	-	1	28	71	-

Overall Conf of Grade(%)
 A B C D E F

- - - 29 71 -

Face Value Grade : E

Sample Point No :3933940
 Name :RIVER ROTHER AT BRIMINGTON (SHEEPBRIDGE .STN.)

	YEAR 1994				Conf of Grade for det (%)					
	mean	sd	no	90/10%ile	A	B	C	D	E	F
BOD	3.00	1.41	28	4.81	-	3	91	6	-	-
Amm	0.69	0.70	28	1.42	-	-	31	67	2	-
DO	87.49	10.75	25	73.71	1	84	15	-	-	-

Overall Conf of Grade(%)
 A B C D E F

- - 31 67 2 -

Face Value Grade : D

	YEAR 1990				Conf of Grade for det (%)					
	mean	sd	no	90/10%ile	A	B	C	D	E	F
BOD	3.46	2.00	34	5.96	-	-	52	46	2	-
Amm	0.57	0.52	35	1.14	-	-	73	27	-	-
DO	76.88	14.40	34	58.43	-	-	29	69	2	-

Overall Conf of Grade(%)
 A B C D E F

- - 29 69 2 -

Face Value Grade : D

Sample Point No :3933950
Name :RIVER ROTHER AT CANKLOW

	YEAR 1994				Conf of Grade for det (%)					
	mean	sd	no	90/10%ile	A	B	C	D	E	F
BOD	5.08	2.43	153	8.20	-	-	-	30	70	-
Amm	3.32	2.69	153	6.41	-	-	-	-	100	-
DO	82.12	14.45	145	63.60	-	-	98	2	-	-

Overall Conf of Grade(%)
A B C D E F

-	-	-	-	100	-
---	---	---	---	-----	---

Face Value Grade : E

	YEAR 1990				Conf of Grade for det (%)					
	mean	sd	no	90/10%ile	A	B	C	D	E	F
BOD	6.42	3.17	69	10.47	-	-	-	-	100	-
Amm	6.25	3.48	70	10.63	-	-	-	-	1	99
DO	73.66	14.29	65	55.35	-	-	2	96	2	-

Overall Conf of Grade(%)
A B C D E F

-	-	-	-	1	99
---	---	---	---	---	----

Face Value Grade : F

Sample Point No :3933970
Name :RIVER ROTHER AT COW LANE

	YEAR 1994				Conf of Grade for det (%)					
	mean	sd	no	90/10%ile	A	B	C	D	E	F
BOD	4.97	3.06	71	8.75	-	-	-	14	86	-
Amm	3.77	4.91	71	8.23	-	-	-	-	69	31
DO	75.99	15.39	66	56.27	-	-	5	93	2	-

Overall Conf of Grade(%)
A B C D E F

-	-	-	-	69	31
---	---	---	---	----	----

Face Value Grade : E

	YEAR 1990				Conf of Grade for det (%)					
	mean	sd	no	90/10%ile	A	B	C	D	E	F
BOD	5.79	3.06	154	9.67	-	-	-	-	100	-
Amm	6.97	4.50	158	12.48	-	-	-	-	-	100
DO	68.70	16.69	148	47.31	-	-	-	6	94	-

Overall Conf of Grade(%)
A B C D E F

-	-	-	-	-	100
---	---	---	---	---	-----

Face Value Grade : F

Sample Point No :3934000
 Name :RIVER ROTHER AT HOLBROOK

	YEAR 1994				Conf of Grade for det (%)					
	mean	sd	no	90/10%ile	A	B	C	D	E	F
BOD	4.17	2.80	70	7.57	-	-	-	69	31	-
Amm	2.28	2.86	70	4.94	-	-	-	-	100	-
DO	80.24	16.29	65	59.36	-	-	40	60	-	-

Overall Conf of Grade (%)
 A B C D E F

-	-	-	-	100	-
---	---	---	---	-----	---

Face Value Grade : E

	YEAR 1990				Conf of Grade for det (%)					
	mean	sd	no	90/10%ile	A	B	C	D	E	F
BOD	5.01	1.79	34	7.36	-	-	-	81	19	-
Amm	5.34	3.25	35	9.37	-	-	-	-	36	64
DO	67.32	11.81	34	52.18	-	-	-	75	25	-

Overall Conf of Grade (%)
 A B C D E F

-	-	-	-	36	64
---	---	---	---	----	----

Face Value Grade : F

Sample Point No :3934010
 Name :RIVER ROTHER AT NEWBRIDGE LANE

	YEAR 1994				Conf of Grade for det (%)					
	mean	sd	no	90/10%ile	A	B	C	D	E	F
BOD	3.28	1.91	141	5.67	-	-	81	19	-	-
Amm	0.45	0.43	143	0.91	-	-	100	-	-	-
DO	91.67	17.50	112	69.24	-	36	64	-	-	-

Overall Conf of Grade (%)
 A B C D E F

-	-	81	19	-	-
---	---	----	----	---	---

Face Value Grade : C

	YEAR 1990				Conf of Grade for det (%)					
	mean	sd	no	90/10%ile	A	B	C	D	E	F
BOD	3.68	3.30	75	7.33	-	-	3	71	26	-
Amm	0.72	0.54	77	1.36	-	-	33	67	-	-
DO	87.64	21.04	33	60.68	-	1	53	42	4	-

Overall Conf of Grade (%)
 A B C D E F

-	1	2	71	26	-
---	---	---	----	----	---

Face Value Grade : D

Sample Point No :3934020
 Name :RIVER ROTHER AT RENISHAW

	YEAR 1994				Conf of Grade for det (%)					
	mean	sd	no	90/10%ile	A	B	C	D	E	F
BOD	4.51	3.36	39	8.47	-	-	-	32	68	-
Amm	2.54	3.41	39	5.57	-	-	-	-	97	3
DO	81.61	13.49	36	64.32	-	1	87	12	-	-

Overall Conf of Grade(%)
 A B C D E F

-	-	-	-	97	3
---	---	---	---	----	---

Face Value Grade : E

	YEAR 1990				Conf of Grade for det (%)					
	mean	sd	no	90/10%ile	A	B	C	D	E	F
BOD	5.59	2.36	137	8.65	-	-	-	4	96	-
Amm	5.85	3.35	140	10.05	-	-	-	-	3	97
DO	67.36	14.02	131	49.39	-	-	-	35	65	-

Overall Conf of Grade(%)
 A B C D E F

-	-	-	-	3	97
---	---	---	---	---	----

Face Value Grade : F

Sample Point No :3934030
 Name :RIVER ROTHER AT HARTINGTON (STAVELEY)

	YEAR 1994				Conf of Grade for det (%)					
	mean	sd	no	90/10%ile	A	B	C	D	E	F
BOD	5.29	4.01	36	10.00	-	-	-	5	94	1
Amm	2.64	3.57	36	5.80	-	-	-	-	95	5
DO	84.32	16.24	33	63.51	-	3	75	22	-	-

Overall Conf of Grade(%)
 A B C D E F

-	-	-	-	95	5
---	---	---	---	----	---

Face Value Grade : E

	YEAR 1990				Conf of Grade for det (%)					
	mean	sd	no	90/10%ile	A	B	C	D	E	F
BOD	6.75	2.99	139	10.62	-	-	-	-	100	-
Amm	6.25	3.84	142	11.00	-	-	-	-	-	100
DO	74.14	12.22	134	58.48	-	-	13	87	-	-

Overall Conf of Grade(%)
 A B C D E F

-	-	-	-	-	100
---	---	---	---	---	-----

Face Value Grade : F

Sample Point No :3934070
 Name :RIVER ROTHER AT WINGERWORTH.

	YEAR 1994				Conf of Grade for det (%)					
	mean	sd	no	90/10%ile	A	B	C	D	E	F
BOD	5.07	4.01	70	9.72	-	-	-	3	97	-
Amm	1.53	1.73	70	3.24	-	-	-	3	97	-
DO	76.76	17.51	63	54.32	-	-	2	88	10	-

Overall Conf of Grade(%)
 A B C D E F

-	-	2	1	97	-
---	---	---	---	----	---

Face Value Grade : E

	YEAR 1990				Conf of Grade for det (%)					
	mean	sd	no	90/10%ile	A	B	C	D	E	F
BOD	4.02	2.53	34	7.13	-	-	7	69	24	-
Amm	1.10	1.06	35	2.24	-	-	-	69	31	-
DO	65.15	16.56	34	43.93	-	-	-	4	96	-

Overall Conf of Grade(%)
 A B C D E F

-	-	-	4	96	-
---	---	---	---	----	---

Face Value Grade : E

Sample Point No :3934080
 Name :RIVER ROTHER AT WOODHOUSE MILL

	YEAR 1994				Conf of Grade for det (%)					
	mean	sd	no	90/10%ile	A	B	C	D	E	F
BOD	4.01	2.13	71	6.71	-	-	6	91	3	-
Amm	2.18	2.66	71	4.70	-	-	-	-	100	-
DO	88.56	16.92	66	66.88	-	11	87	2	-	-

Overall Conf of Grade(%)
 A B C D E F

-	-	-	-	100	-
---	---	---	---	-----	---

Face Value Grade : E

	YEAR 1990				Conf of Grade for det (%)					
	mean	sd	no	90/10%ile	A	B	C	D	E	F
BOD	5.76	3.32	34	9.91	-	-	-	2	98	-
Amm	5.04	2.74	35	8.50	-	-	-	-	66	34
DO	71.53	12.22	34	55.87	-	-	5	91	4	-

Overall Conf of Grade(%)
 A B C D E F

-	-	-	-	66	34
---	---	---	---	----	----

Face Value Grade : E

Sample Point No : 3934100
 Name : RIVER ROTHER BELOW DANESMOOR SEWAGE TREATMENT WOR

	YEAR 1994				Conf of Grade for det (%)					
	mean	sd	no	90/10%ile	A	B	C	D	E	F
BOD	8.73	4.51	71	14.47	-	-	-	-	66	34
Amm	4.38	2.95	71	7.96	-	-	-	-	87	13
DO	48.89	21.69	65	21.09	-	-	-	-	60	40

Overall Conf of Grade(%)					
A	B	C	D	E	F
-	-	-	-	60	40

Face Value Grade : E

	YEAR 1990				Conf of Grade for det (%)					
	mean	sd	no	90/10%ile	A	B	C	D	E	F
BOD	7.65	2.91	35	11.45	-	-	-	-	100	-
Amm	3.17	1.89	36	5.52	-	-	-	-	100	-
DO	54.74	19.45	23	29.81	-	-	-	-	92	8

Overall Conf of Grade(%)					
A	B	C	D	E	F
-	-	-	-	92	8

Face Value Grade : E

Sample Point No : 3934150
 Name : RIVER ROTHER DOWNSTREAM SPITAL BROOK AT FOOTBRIDG

	YEAR 1994				Conf of Grade for det (%)					
	mean	sd	no	90/10%ile	A	B	C	D	E	F
BOD	3.86	1.54	36	5.87	-	-	59	41	-	-
Amm	0.66	0.61	36	1.33	-	-	45	55	-	-
DO	83.24	18.42	32	59.63	-	-	46	50	4	-

Overall Conf of Grade(%)					
A	B	C	D	E	F
-	-	41	55	4	-

Face Value Grade : D

	YEAR 1990				Conf of Grade for det (%)					
	mean	sd	no	90/10%ile	A	B	C	D	E	F
BOD	5.67	4.23	17	10.66	-	-	-	6	82	12
Amm	1.36	1.65	18	2.93	-	-	-	27	73	-
DO	75.65	15.82	17	55.38	-	-	14	64	22	-

Overall Conf of Grade(%)					
A	B	C	D	E	F
-	-	-	6	82	12

Face Value Grade : E

Sample Point No :3934230
 Name :RIVER ROTHER UPSTREAM SPITAL BROOK AT OLD HASLAND

	YEAR 1994				Conf of Grade for det (%)					
	mean	sd	no	90/10%ile	A	B	C	D	E	F
BOD	4.04	1.89	36	6.47	-	-	19	77	4	-
Amm	1.36	1.12	36	2.64	-	-	-	35	65	-
DO	74.97	16.29	32	54.09	-	-	4	77	19	-

Overall Conf of Grade(%)
 A B C D E F

-	-	24	11	65	-
---	---	----	----	----	---

Face Value Grade : E

	YEAR 1990				Conf of Grade for det (%)					
	mean	sd	no	90/10%ile	A	B	C	D	E	F
BOD	0.00	0.00	0	0.00						
Amm	0.00	0.00	0	0.00						
DO	0.00	0.00	0	0.00						

Overall Conf of Grade(%)
 A B C D E F

--	--	--	--	--	--

Face Value Grade :

Sample Point No :3934250
 Name :RIVER ROTHER UPSTREAM TUPTON STW

	YEAR 1994				Conf of Grade for det (%)					
	mean	sd	no	90/10%ile	A	B	C	D	E	F
BOD	4.34	2.79	36	7.76	-	-	1	56	43	-
Amm	1.52	1.26	36	2.96	-	-	-	12	88	-
DO	77.97	16.23	31	57.17	-	-	20	73	7	-

Overall Conf of Grade(%)
 A B C D E F

-	-	-	12	88	-
---	---	---	----	----	---

Face Value Grade : E

	YEAR 1990				Conf of Grade for det (%)					
	mean	sd	no	90/10%ile	A	B	C	D	E	F
BOD	4.21	4.50	15	8.80	-	-	6	29	55	10
Amm	1.08	1.27	16	2.31	-	-	1	56	43	-
DO	72.21	17.71	14	49.51	-	-	2	44	54	-

Overall Conf of Grade(%)
 A B C D E F

-	-	17	18	55	10
---	---	----	----	----	----

Face Value Grade : E

Sample Point No :3934300
 Name :RIVER SHEAF AT ARCHER ROAD (LOWER)

	YEAR 1994				Conf of Grade for det (%)					
	mean	sd	no	90/10%ile	A	B	C	D	E	F
BOD	2.95	3.40	36	6.28	-	1	39	44	16	-
Amm	0.42	1.03	36	0.95	-	5	75	20	-	-
DO	92.57	7.38	32	83.11	93	7	-	-	-	-

Overall Conf of Grade(%)					
A	B	C	D	E	F
-	-	41	43	16	-

Face Value Grade : D

	YEAR 1990				Conf of Grade for det (%)					
	mean	sd	no	90/10%ile	A	B	C	D	E	F
BOD	2.83	1.83	17	5.07	-	7	67	22	4	-
Amm	0.29	0.42	17	0.64	-	41	53	6	-	-
DO	86.13	11.66	16	71.19	-	58	40	2	-	-

Overall Conf of Grade(%)					
A	B	C	D	E	F
-	7	67	22	4	-

Face Value Grade : C

Sample Point No :3934320
 Name :RIVER SHEAF AT POND HILL

	YEAR 1994				Conf of Grade for det (%)					
	mean	sd	no	90/10%ile	A	B	C	D	E	F
BOD	3.85	4.45	71	8.20	-	-	1	42	57	-
Amm	0.32	1.02	72	0.70	-	24	74	1	1	-
DO	96.45	11.92	70	81.17	71	29	-	-	-	-

Overall Conf of Grade(%)					
A	B	C	D	E	F
-	-	-	43	57	-

Face Value Grade : E

	YEAR 1990				Conf of Grade for det (%)					
	mean	sd	no	90/10%ile	A	B	C	D	E	F
BOD	3.98	4.19	35	8.29	-	-	2	39	58	1
Amm	0.38	0.59	35	0.85	-	6	86	8	-	-
DO	95.79	12.27	33	80.07	51	49	-	-	-	-

Overall Conf of Grade(%)					
A	B	C	D	E	F
-	-	-	41	58	1

Face Value Grade : E

Sample Point No :3934350
 Name :RIVER SKELL AT SKELLOW

	YEAR 1994				Conf of Grade for det (%)					
	mean	sd	no	90/10%ile	A	B	C	D	E	F
BOD	1.97	1.05	36	3.30	-	92	8	-	-	-
Amm	0.14	0.09	36	0.25	3	97	-	-	-	-
DO	89.22	7.81	34	79.21	31	69	-	-	-	-

Overall Conf of Grade(%)
 A B C D E F

-	92	8	-	-	-
---	----	---	---	---	---

Face Value Grade : B

	YEAR 1990				Conf of Grade for det (%)					
	mean	sd	no	90/10%ile	A	B	C	D	E	F
BOD	2.21	0.63	16	3.04	-	98	2	-	-	-
Amm	0.29	0.36	16	0.63	-	43	52	5	-	-
DO	84.93	12.86	14	68.45	-	34	57	9	-	-

Overall Conf of Grade(%)
 A B C D E F

1	33	57	9	-	-
---	----	----	---	---	---

Face Value Grade : C

Sample Point No :3934375
 Name :RIVER WENT U/S ACKWORTH STW

	YEAR 1994				Conf of Grade for det (%)					
	mean	sd	no	90/10%ile	A	B	C	D	E	F
BOD	2.84	1.88	46	5.13	-	1	86	13	-	-
Amm	0.15	0.23	46	0.34	-	98	2	-	-	-
DO	107.81	26.62	43	73.70	9	62	27	2	-	-

Overall Conf of Grade(%)
 A B C D E F

-	1	86	13	-	-
---	---	----	----	---	---

Face Value Grade : C

	YEAR 1990				Conf of Grade for det (%)					
	mean	sd	no	90/10%ile	A	B	C	D	E	F
BOD	0.00	0.00	0	0.00						
Amm	0.00	0.00	0	0.00						
DO	0.00	0.00	0	0.00						

Overall Conf of Grade(%)
 A B C D E F

--	--	--	--	--	--

Face Value Grade :

Sample Point No :3934380
 Name :RIVER WHITTING AT B6052 ROAD BRIDGE

	YEAR 1994				Conf of Grade for det (%)					
	mean	sd	no	90/10%ile	A	B	C	D	E	F
BOD	3.49	3.16	37	6.97	-	-	16	59	25	-
Amm	0.41	0.39	37	0.83	-	2	96	2	-	-
DO	90.64	12.26	33	74.93	2	90	8	-	-	-

Overall Conf of Grade(%)
 A B C D E F

-	-	16	59	25	-
---	---	----	----	----	---

Face Value Grade : D

	YEAR 1990				Conf of Grade for det (%)					
	mean	sd	no	90/10%ile	A	B	C	D	E	F
BOD	3.54	1.93	34	5.98	-	-	51	47	2	-
Amm	0.70	0.56	35	1.35	-	-	40	60	-	-
DO	77.62	12.61	34	61.46	-	-	66	34	-	-

Overall Conf of Grade(%)
 A B C D E F

-	-	38	60	2	-
---	---	----	----	---	---

Face Value Grade : D

Sample Point No :3934387
 Name :ROCKLEY DYKE AT ROCKLEY ABBEY

	YEAR 1994				Conf of Grade for det (%)					
	mean	sd	no	90/10%ile	A	B	C	D	E	F
BOD	2.85	2.66	35	5.75	-	1	57	36	6	-
Amm	0.18	0.21	36	0.38	-	96	4	-	-	-
DO	88.10	10.75	34	74.32	-	92	8	-	-	-

Overall Conf of Grade(%)
 A B C D E F

-	1	57	36	6	-
---	---	----	----	---	---

Face Value Grade : C

	YEAR 1990				Conf of Grade for det (%)					
	mean	sd	no	90/10%ile	A	B	C	D	E	F
BOD	9.36	21.35	17	21.23	-	-	-	-	17	83
Amm	0.44	0.58	17	0.96	-	4	71	23	1	1
DO	73.87	26.72	15	39.63	-	-	-	9	85	6

Overall Conf of Grade(%)
 A B C D E F

-	-	-	-	18	82
---	---	---	---	----	----

Face Value Grade : F

Sample Point No :3934390
 Name :ROCKLEY DYKE INLET TO WORSBROUGH RESERVOIR

	YEAR 1994				Conf of Grade for det (%)					
	mean	sd	no	90/10%ile	A	B	C	D	E	F
BOD	2.02	1.24	35	3.55	-	78	22	-	-	-
Amm	0.12	0.14	36	0.26	9	91	-	-	-	-
DO	76.35	17.20	34	54.31	-	-	5	77	18	-

Overall Conf of Grade(%)
 A B C D E F

-	-	6	76	18	-
---	---	---	----	----	---

Face Value Grade : D

	YEAR 1990				Conf of Grade for det (%)					
	mean	sd	no	90/10%ile	A	B	C	D	E	F
BOD	2.37	1.50	17	4.21	-	36	55	8	1	-
Amm	0.32	0.47	17	0.71	-	28	62	10	-	-
DO	70.33	17.55	15	47.84	-	-	1	33	66	-

Overall Conf of Grade(%)
 A B C D E F

-	-	-	34	66	-
---	---	---	----	----	---

Face Value Grade : E

Sample Point No :3934450
 Name :ROUNDWOOD BROOK AT CONFLUENCE WITH RIVER DON

	YEAR 1994				Conf of Grade for det (%)					
	mean	sd	no	90/10%ile	A	B	C	D	E	F
BOD	6.70	17.45	34	15.06	-	-	-	1	48	51
Amm	1.04	0.61	36	1.80	-	-	-	99	1	-
DO	56.37	21.13	34	29.29	-	-	-	-	94	6

Overall Conf of Grade(%)
 A B C D E F

-	-	-	-	49	51
---	---	---	---	----	----

Face Value Grade : F

	YEAR 1990				Conf of Grade for det (%)					
	mean	sd	no	90/10%ile	A	B	C	D	E	F
BOD	110.70	89.75	19	213.82	-	-	-	-	-	100
Amm	13.53	7.29	19	22.75	-	-	-	-	-	100
DO	10.71	18.32	17	0.01	-	-	-	-	-	100

Overall Conf of Grade(%)
 A B C D E F

-	-	-	-	-	100
---	---	---	---	---	-----

Face Value Grade : F

Sample Point No :3934510
 Name :SCOUT DYKE CONFLUENCE WITH RIVER DON (A628)

	YEAR 1994				Conf of Grade for det (%)					
	mean	sd	no	90/10%ile	A	B	C	D	E	F
BOD	1.89	0.66	36	2.76	7	93	-	-	-	-
Amm	0.07	0.06	36	0.14	97	3	-	-	-	-
DO	93.97	14.33	34	75.61	7	85	8	-	-	-

Overall Conf of Grade(%)
 A B C D E F

-	92	8	-	-	-
---	----	---	---	---	---

Face Value Grade : B

	YEAR 1990				Conf of Grade for det (%)					
	mean	sd	no	90/10%ile	A	B	C	D	E	F
BOD	2.18	1.26	18	3.76	-	61	37	2	-	-
Amm	0.13	0.15	18	0.28	9	89	2	-	-	-
DO	85.86	9.73	14	73.39	1	75	24	-	-	-

Overall Conf of Grade(%)
 A B C D E F

-	61	37	2	-	-
---	----	----	---	---	---

Face Value Grade : B

Sample Point No :3934540
 Name :SHAFTON BECK BELOW GRIMETHORPE STW

	YEAR 1994				Conf of Grade for det (%)					
	mean	sd	no	90/10%ile	A	B	C	D	E	F
BOD	7.76	3.33	35	12.08	-	-	-	-	97	3
Amm	2.69	1.31	36	4.37	-	-	-	-	100	-
DO	47.25	11.70	11	32.26	-	-	-	-	96	4

Overall Conf of Grade(%)
 A B C D E F

-	-	-	-	96	4
---	---	---	---	----	---

Face Value Grade : E

	YEAR 1990				Conf of Grade for det (%)					
	mean	sd	no	90/10%ile	A	B	C	D	E	F
BOD	8.99	3.60	16	13.68	-	-	-	-	70	30
Amm	2.76	1.70	16	4.86	-	-	-	-	99	1
DO	54.00	12.18	9	38.39	-	-	-	-	98	2

Overall Conf of Grade(%)
 A B C D E F

-	-	-	-	70	30
---	---	---	---	----	----

Face Value Grade : E

Sample Point No : 3934550
 Name : SHAW DYKE AT SHAW LANE ROADBRIDGE

	YEAR 1994				Conf of Grade for det (%)					
	mean	sd	no	90/10%ile	A	B	C	D	E	F
BOD	4.27	3.44	24	8.23	-	-	3	40	56	1
Amm	1.26	0.79	25	2.23	-	-	-	72	28	-
DO	67.75	16.85	24	46.16	-	-	-	17	83	-

Overall Conf of Grade (%)
 A B C D E F

-	-	3	13	83	1
---	---	---	----	----	---

Face Value Grade : E

	YEAR 1990				Conf of Grade for det (%)					
	mean	sd	no	90/10%ile	A	B	C	D	E	F
BOD	4.72	3.54	34	8.89	-	-	-	22	78	-
Amm	5.55	3.63	35	9.98	-	-	-	-	19	81
DO	59.81	15.51	32	39.93	-	-	-	-	100	-

Overall Conf of Grade (%)
 A B C D E F

-	-	-	-	19	81
---	---	---	---	----	----

Face Value Grade : F

Sample Point No : 3934730
 Name : SHIRE BROOK UPSTREAM COISLEY HILL STW

	YEAR 1994				Conf of Grade for det (%)					
	mean	sd	no	90/10%ile	A	B	C	D	E	F
BOD	2.49	4.80	34	5.66	-	9	48	27	16	-
Amm	0.59	0.90	36	1.32	-	-	47	51	2	-
DO	78.26	13.68	33	60.73	-	-	57	43	-	-

Overall Conf of Grade (%)
 A B C D E F

-	9	24	51	16	-
---	---	----	----	----	---

Face Value Grade : D

	YEAR 1990				Conf of Grade for det (%)					
	mean	sd	no	90/10%ile	A	B	C	D	E	F
BOD	0.00	0.00	0	0.00						
Amm	0.00	0.00	0	0.00						
DO	0.00	0.00	0	0.00						

Overall Conf of Grade (%)
 A B C D E F

--	--	--	--	--	--

Face Value Grade :

Sample Point No : 3934770
 Name : SHIRTCLIFFE BROOK AT CONFLUENCE WITH RIVER ROTHER

	YEAR 1994				Conf of Grade for det (%)					
	mean	sd	no	90/10%ile	A	B	C	D	E	F
BOD	1.33	0.85	34	2.37	63	37	-	-	-	-
Amm	0.05	0.04	35	0.10	100	-	-	-	-	-
DO	90.65	7.55	33	80.97	68	32	-	-	-	-

Overall Conf of Grade (%)
 A B C D E F

63	37	-	-	-	-
----	----	---	---	---	---

Face Value Grade : A

	YEAR 1990				Conf of Grade for det (%)					
	mean	sd	no	90/10%ile	A	B	C	D	E	F
BOD	8.85	30.46	17	19.14	-	-	-	2	27	71
Amm	0.89	2.36	17	2.00	-	-	14	50	35	1
DO	87.00	9.21	14	75.20	4	83	13	-	-	-

Overall Conf of Grade (%)
 A B C D E F

-	-	-	-	29	71
---	---	---	---	----	----

Face Value Grade : F

Sample Point No : 3934820
 Name : SICKLEY BROOK UPSTREAM OF DROPPINGWELL ROAD WASTE

	YEAR 1994				Conf of Grade for det (%)					
	mean	sd	no	90/10%ile	A	B	C	D	E	F
BOD	2.43	2.38	36	4.97	-	9	71	18	2	-
Amm	0.26	0.30	36	0.55	-	63	37	-	-	-
DO	66.91	16.30	26	46.02	-	-	-	14	86	-

Overall Conf of Grade (%)
 A B C D E F

-	-	-	14	86	-
---	---	---	----	----	---

Face Value Grade : E

	YEAR 1990				Conf of Grade for det (%)					
	mean	sd	no	90/10%ile	A	B	C	D	E	F
BOD	0.00	0.00	0	0.00						
Amm	0.00	0.00	0	0.00						
DO	0.00	0.00	0	0.00						

Overall Conf of Grade (%)
 A B C D E F

--	--	--	--	--	--

Face Value Grade :

Sample Point No :3934850
 Name :SILKSTONE BECK AT A635 ROAD BRIDGE

	YEAR 1994				Conf of Grade for det (%)					
	mean	sd	no	90/10%ile	A	B	C	D	E	F
BOD	2.47	0.85	37	3.59	-	89	11	-	-	-
Amm	0.16	0.22	37	0.35	-	97	3	-	-	-
DO	94.97	12.13	34	79.42	41	59	-	-	-	-

Overall Conf of Grade(%)
 A B C D E F

- 89 11 - - -

Face Value Grade : B

	YEAR 1990				Conf of Grade for det (%)					
	mean	sd	no	90/10%ile	A	B	C	D	E	F
BOD	3.55	2.09	31	6.15	-	-	41	54	5	-
Amm	0.38	0.42	31	0.80	-	6	90	4	-	-
DO	81.29	15.90	14	60.91	-	2	52	37	9	-

Overall Conf of Grade(%)
 A B C D E F

- 8 29 54 9 -

Face Value Grade : D

Sample Point No :3934930
 Name :SLEDBROOK DYKE AT CONFLUENCE WITH RIVER DON

	YEAR 1994				Conf of Grade for det (%)					
	mean	sd	no	90/10%ile	A	B	C	D	E	F
BOD	2.04	1.18	36	3.52	-	81	19	-	-	-
Amm	0.29	0.27	36	0.58	-	55	45	-	-	-
DO	96.26	12.49	34	80.25	53	47	-	-	-	-

Overall Conf of Grade(%)
 A B C D E F

- 55 45 - - -

Face Value Grade : B

	YEAR 1990				Conf of Grade for det (%)					
	mean	sd	no	90/10%ile	A	B	C	D	E	F
BOD	0.00	0.00	0	0.00						
Amm	0.00	0.00	0	0.00						
DO	0.00	0.00	0	0.00						

Overall Conf of Grade(%)
 A B C D E F

Face Value Grade :

Sample Point No :3934980
 Name :SMITHY BROOK AT CONFLUENCE WITH RIVER ROTHER

	YEAR 1994				Conf of Grade for det (%)					
	mean	sd	no	90/10%ile	A	B	C	D	E	F
BOD	2.86	1.43	34	4.69	-	5	92	3	-	-
Amm	0.43	0.19	36	0.68	-	8	92	-	-	-
DO	78.92	14.01	33	60.97	-	-	60	40	-	-

Overall Conf of Grade(%)					
A	B	C	D	E	F
-	-	60	40	-	-

Face Value Grade : C

	YEAR 1990				Conf of Grade for det (%)					
	mean	sd	no	90/10%ile	A	B	C	D	E	F
BOD	2.98	1.78	17	5.19	-	4	68	24	4	-
Amm	0.45	0.39	17	0.89	-	3	85	12	-	-
DO	79.76	14.45	17	61.24	-	1	57	38	4	-

Overall Conf of Grade(%)					
A	B	C	D	E	F
-	-	58	38	4	-

Face Value Grade : C

Sample Point No :3935090
 Name :SPITAL BROOK AT HADYHILL.

	YEAR 1994				Conf of Grade for det (%)					
	mean	sd	no	90/10%ile	A	B	C	D	E	F
BOD	3.81	3.25	37	7.48	-	-	6	58	36	-
Amm	0.39	0.34	37	0.77	-	4	95	1	-	-
DO	93.21	10.70	34	79.50	41	59	-	-	-	-

Overall Conf of Grade(%)					
A	B	C	D	E	F
-	-	7	57	36	-

Face Value Grade : D

	YEAR 1990				Conf of Grade for det (%)					
	mean	sd	no	90/10%ile	A	B	C	D	E	F
BOD	3.93	2.98	34	7.43	-	-	6	59	35	-
Amm	0.61	0.94	35	1.36	-	-	41	57	2	-
DO	83.79	14.12	34	65.69	-	7	86	7	-	-

Overall Conf of Grade(%)					
A	B	C	D	E	F
-	-	6	59	35	-

Face Value Grade : D

Sample Point No :3935445
 Name :SWANSYKE DRAIN A19 ASKERN DOWNSTREAM ASKERN COALIT

	YEAR 1994				Conf of Grade for det (%)					
	mean	sd	no	90/10%ile	A	B	C	D	E	F
BOD	1.40	0.96	36	2.56	43	57	-	-	-	-
Amm	1.77	0.87	36	2.88	-	-	-	6	94	-
DO	85.83	23.87	34	55.24	-	-	16	62	22	-

Overall Conf of Grade(%)
 A B C D E F

-	-	-	6	94	-
---	---	---	---	----	---

Face Value Grade : E

	YEAR 1990				Conf of Grade for det (%)					
	mean	sd	no	90/10%ile	A	B	C	D	E	F
BOD	1.56	1.19	16	2.95	19	64	15	1	1	-
Amm	3.38	3.07	16	6.76	-	-	-	-	79	21
DO	89.67	24.59	15	58.16	-	5	35	36	24	-

Overall Conf of Grade(%)
 A B C D E F

-	-	-	-	79	21
---	---	---	---	----	----

Face Value Grade : E

Sample Point No :3935490
 Name :TANYARD BECK BELOW CAWTHORN STW

	YEAR 1994				Conf of Grade for det (%)					
	mean	sd	no	90/10%ile	A	B	C	D	E	F
BOD	3.59	2.04	36	6.15	-	-	41	56	3	-
Amm	0.80	0.74	36	1.61	-	-	8	90	2	-
DO	84.51	14.54	18	65.88	-	15	69	16	-	-

Overall Conf of Grade(%)
 A B C D E F

-	-	7	90	3	-
---	---	---	----	---	---

Face Value Grade : D

	YEAR 1990				Conf of Grade for det (%)					
	mean	sd	no	90/10%ile	A	B	C	D	E	F
BOD	7.21	5.53	30	13.68	-	-	-	-	67	33
Amm	2.24	2.49	30	4.73	-	-	-	-	99	1
DO	84.67	10.40	9	71.34	1	56	37	6	-	-

Overall Conf of Grade(%)
 A B C D E F

-	-	-	-	67	33
---	---	---	---	----	----

Face Value Grade : E

Sample Point No :3935585
 Name :TODWICK BECK AT DOWNSTREAM END OF M1 CULVERT

	YEAR 1994				Conf of Grade for det (%)					
	mean	sd	no	90/10%ile	A	B	C	D	E	F
BOD	2.69	2.86	34	5.62	-	3	58	32	7	-
Amm	0.81	1.44	36	1.83	-	-	7	76	17	-
DO	87.91	14.23	34	69.67	-	45	54	1	-	-

Overall Conf of Grade (%)
 A B C D E F

-	-	7	76	17	-
---	---	---	----	----	---

Face Value Grade : D

	YEAR 1990				Conf of Grade for det (%)					
	mean	sd	no	90/10%ile	A	B	C	D	E	F
BOD	1.99	1.01	18	3.28	2	82	16	-	-	-
Amm	0.38	0.45	18	0.81	-	11	78	11	-	-
DO	80.33	12.31	18	64.55	-	5	76	19	-	-

Overall Conf of Grade (%)
 A B C D E F

2	2	77	19	-	-
---	---	----	----	---	---

Face Value Grade : C

Sample Point No :3935590
 Name :TODWICK BECK BELOW TODWICK SEWAGE TREATMENT WORKS

	YEAR 1994				Conf of Grade for det (%)					
	mean	sd	no	90/10%ile	A	B	C	D	E	F
BOD	8.07	26.27	33	17.62	-	-	-	1	30	69
Amm	3.76	7.00	35	8.53	-	-	-	-	56	44
DO	76.83	13.15	32	59.98	-	-	50	50	-	-

Overall Conf of Grade (%)
 A B C D E F

-	-	-	-	31	69
---	---	---	---	----	----

Face Value Grade : F

	YEAR 1990				Conf of Grade for det (%)					
	mean	sd	no	90/10%ile	A	B	C	D	E	F
BOD	0.00	0.00	0	0.00						
Amm	0.00	0.00	0	0.00						
DO	0.00	0.00	0	0.00						

Overall Conf of Grade (%)
 A B C D E F

--	--	--	--	--	--

Face Value Grade :

Sample Point No :3935610
 Name :TREETON BROOK AT CONFLUENCE WITH RIVER ROTHER

	YEAR 1994				Conf of Grade for det (%)					
	mean	sd	no	90/10%ile	A	B	C	D	E	F
BOD	2.47	2.44	35	5.06	-	8	70	20	2	-
Amm	0.55	0.93	36	1.24	-	-	56	43	1	-
DO	62.56	27.72	33	27.04	-	-	-	-	81	19

Overall Conf of Grade(%)
 A B C D E F

-	-	-	-	81	19
---	---	---	---	----	----

Face Value Grade : E

	YEAR 1990				Conf of Grade for det (%)					
	mean	sd	no	90/10%ile	A	B	C	D	E	F
BOD	4.93	12.40	18	11.11	-	-	5	14	50	31
Amm	1.62	1.18	18	3.02	-	-	-	14	86	-
DO	91.76	12.00	17	76.38	14	75	11	-	-	-

Overall Conf of Grade(%)
 A B C D E F

-	-	-	-	69	31
---	---	---	---	----	----

Face Value Grade : E

Sample Point No :3935650
 Name :TROUGH BROOK AT TROUGH BROOK ROAD

	YEAR 1994				Conf of Grade for det (%)					
	mean	sd	no	90/10%ile	A	B	C	D	E	F
BOD	2.52	3.71	35	5.61	-	6	53	30	11	-
Amm	0.12	0.11	35	0.24	12	88	-	-	-	-
DO	81.16	16.71	29	59.75	-	-	47	50	3	-

Overall Conf of Grade(%)
 A B C D E F

-	-	39	50	11	-
---	---	----	----	----	---

Face Value Grade : D

	YEAR 1990				Conf of Grade for det (%)					
	mean	sd	no	90/10%ile	A	B	C	D	E	F
BOD	3.23	3.22	15	6.63	-	2	32	34	30	2
Amm	0.28	0.36	16	0.61	-	47	48	5	-	-
DO	70.06	22.90	16	40.71	-	-	-	7	91	2

Overall Conf of Grade(%)
 A B C D E F

-	-	-	8	90	2
---	---	---	---	----	---

Face Value Grade : E

Sample Point No :3935700
 Name :UGHILL BROOK AT FOOTBRIDGE-NECK END OF

	YEAR 1994				Conf of Grade for det (%)					
	mean	sd	no	90/10%ile	A	B	C	D	E	F
BOD	1.57	0.84	34	2.63	31	69	-	-	-	-
Amm	0.10	0.12	34	0.21	36	64	-	-	-	-
DO	96.81	8.81	35	85.52	99	1	-	-	-	-

Overall Conf of Grade(%)					
A	B	C	D	E	F
31	69	-	-	-	-

Face Value Grade : B

	YEAR 1990				Conf of Grade for det (%)					
	mean	sd	no	90/10%ile	A	B	C	D	E	F
BOD	1.28	0.70	18	2.16	75	25	-	-	-	-
Amm	0.15	0.28	18	0.34	5	82	13	-	-	-
DO	86.40	7.70	15	76.53	6	90	4	-	-	-

Overall Conf of Grade(%)					
A	B	C	D	E	F
-3	90	13	-	-	-

Face Value Grade : B

Sample Point No :3935765
 Name :WARREN DYKE UPSTREAM OF CONFLUENE WITH ROCKLEY DYK

	YEAR 1994				Conf of Grade for det (%)					
	mean	sd	no	90/10%ile	A	B	C	D	E	F
BOD	3.11	3.07	35	6.37	-	-	36	48	16	-
Amm	0.28	0.67	36	0.63	-	42	55	3	-	-
DO	90.46	11.48	11	75.75	13	66	19	2	-	-

Overall Conf of Grade(%)					
A	B	C	D	E	F
-	-	36	48	16	-

Face Value Grade : D

	YEAR 1990				Conf of Grade for det (%)					
	mean	sd	no	90/10%ile	A	B	C	D	E	F
BOD	0.00	0.00	0	0.00						
Amm	0.00	0.00	0	0.00						
DO	0.00	0.00	0	0.00						

Overall Conf of Grade(%)					
A	B	C	D	E	F

Face Value Grade :

Sample Point No :3935790
 Name :WEST MOOR DYKE AT CONFLUENCE WITH RIVER DEARNE

	YEAR 1994				Conf of Grade for det (%)					
	mean	sd	no	90/10%ile	A	B	C	D	E	F
BOD	1.64	1.40	36	3.22	4	82	14	-	-	-
Amm	0.56	0.27	36	0.91	-	-	100	-	-	-
DO	97.05	10.02	35	84.21	94	6	-	-	-	-

Overall Conf of Grade(%)
 A B C D E F

-	-	100	-	-	-
---	---	-----	---	---	---

Face Value Grade : C

	YEAR 1990				Conf of Grade for det (%)					
	mean	sd	no	90/10%ile	A	B	C	D	E	F
BOD	1.47	0.77	15	2.45	53	45	2	-	-	-
Amm	0.69	0.32	16	1.10	-	-	79	21	-	-
DO	93.07	8.27	14	82.47	72	27	1	-	-	-

Overall Conf of Grade(%)
 A B C D E F

-	-	79	21	-	-
---	---	----	----	---	---

Face Value Grade : C

Sample Point No :3935800
 Name :WHISTON BROOK AT CONFLUENCE WITH RIVER ROTHER

	YEAR 1994				Conf of Grade for det (%)					
	mean	sd	no	90/10%ile	A	B	C	D	E	F
BOD	1.39	0.56	34	2.12	94	6	-	-	-	-
Amm	0.07	0.10	36	0.16	81	19	-	-	-	-
DO	95.70	8.74	34	84.50	97	3	-	-	-	-

Overall Conf of Grade(%)
 A B C D E F

81	19	-	-	-	-
----	----	---	---	---	---

Face Value Grade : A

	YEAR 1990				Conf of Grade for det (%)					
	mean	sd	no	90/10%ile	A	B	C	D	E	F
BOD	1.79	0.67	17	2.67	25	74	1	-	-	-
Amm	0.15	0.20	17	0.33	3	88	9	-	-	-
DO	88.67	12.57	15	72.56	2	64	32	2	-	-

Overall Conf of Grade(%)
 A B C D E F

-	66	32	2	-	-
---	----	----	---	---	---

Face Value Grade : B

Sample Point No : 4940210
 Name : BRIDGEHOUSE BECK ABOVE CONFLUENCE WITH RIVER WORTH

	YEAR 1994				Conf of Grade for det (%)					
	mean	sd	no	90/10%ile	A	B	C	D	E	F
BOD	2.09	1.42	68	3.81	-	67	33	-	-	-
Amm	0.16	0.19	68	0.34	-	100	-	-	-	-
DO	99.67	8.34	53	88.98	100	-	-	-	-	-

Overall Conf of Grade (%)
 A B C D E F

-	67	33	-	-	-
---	----	----	---	---	---

Face Value Grade : B

	YEAR 1990				Conf of Grade for det (%)					
	mean	sd	no	90/10%ile	A	B	C	D	E	F
BOD	2.12	1.35	11	3.78	1	55	34	8	2	-
Amm	0.12	0.09	11	0.23	29	70	1	-	-	-
DO	95.90	10.07	10	82.99	68	30	2	-	-	-

Overall Conf of Grade (%)
 A B C D E F

-	56	34	8	2	-
---	----	----	---	---	---

Face Value Grade : B

Sample Point No : 4940280
 Name : BRADLEY BECK

	YEAR 1994				Conf of Grade for det (%)					
	mean	sd	no	90/10%ile	A	B	C	D	E	F
BOD	1.48	0.58	18	2.24	76	24	-	-	-	-
Amm	0.08	0.06	18	0.15	84	16	-	-	-	-
DO	97.73	6.90	15	88.89	100	-	-	-	-	-

Overall Conf of Grade (%)
 A B C D E F

76	24	-	-	-	-
----	----	---	---	---	---

Face Value Grade : A

	YEAR 1990				Conf of Grade for det (%)					
	mean	sd	no	90/10%ile	A	B	C	D	E	F
BOD	0.00	0.00	0	0.00						
Amm	0.00	0.00	0	0.00						
DO	0.00	0.00	0	0.00						

Overall Conf of Grade (%)
 A B C D E F

--	--	--	--	--	--

Face Value Grade :

Sample Point No :4940470
Name :CONONLEY BECK

	YEAR 1994				Conf of Grade for det (%)					
	mean	sd	no	90/10%ile	A	B	C	D	E	F
BOD	2.21	3.04	18	4.87	1	23	45	19	12	-
Amm	0.15	0.29	18	0.34	5	80	14	1	-	-
DO	98.80	7.25	15	89.51	100	-	-	-	-	-

Overall Conf of Grade (%)
A B C D E F

-	24	45	19	12	-
---	----	----	----	----	---

Face Value Grade : C

	YEAR 1990				Conf of Grade for det (%)					
	mean	sd	no	90/10%ile	A	B	C	D	E	F
BOD	0.00	0.00	0	0.00						
Amm	0.00	0.00	0	0.00						
DO	0.00	0.00	0	0.00						

Overall Conf of Grade (%)
A B C D E F

--	--	--	--	--	--

Face Value Grade :

Sample Point No :4940500
Name :COWHOUSE BECK AT THOMPSONS MILL

	YEAR 1994				Conf of Grade for det (%)					
	mean	sd	no	90/10%ile	A	B	C	D	E	F
BOD	1.78	0.68	17	2.67	26	73	1	-	-	-
Amm	0.14	0.13	18	0.28	5	94	1	-	-	-
DO	95.20	10.29	15	82.01	66	33	1	-	-	-

Overall Conf of Grade (%)
A B C D E F

5	94	1	-	-	-
---	----	---	---	---	---

Face Value Grade : B

	YEAR 1990				Conf of Grade for det (%)					
	mean	sd	no	90/10%ile	A	B	C	D	E	F
BOD	1.79	0.92	12	2.96	14	73	13	-	-	-
Amm	0.12	0.10	12	0.23	25	74	1	-	-	-
DO	95.10	7.33	10	85.71	88	12	-	-	-	-

Overall Conf of Grade (%)
A B C D E F

13	74	13	-	-	-
----	----	----	---	---	---

Face Value Grade : B

Sample Point No : 4940800
 Name : EASTBURN BECK AT A629 BRIDGE EASTBURN

	YEAR 1994				Conf of Grade for det (%)					
	mean	sd	no	90/10%ile	A	B	C	D	E	F
BOD	2.10	1.21	33	3.61	-	75	25	-	-	-
Amm	0.13	0.20	33	0.29	5	94	1	-	-	-
DO	106.43	9.48	24	94.28	100	-	-	-	-	-

Overall Conf of Grade(%)
 A B C D E F

-	75	25	-	-	-
---	----	----	---	---	---

Face Value Grade : B

	YEAR 1990				Conf of Grade for det (%)					
	mean	sd	no	90/10%ile	A	B	C	D	E	F
BOD	0.00	0.00	0	0.00						
Amm	0.00	0.00	0	0.00						
DO	0.00	0.00	0	0.00						

Overall Conf of Grade(%)
 A B C D E F

--	--	--	--	--	--

Face Value Grade :

Sample Point No : 4940860
 Name : ELLER BECK AT CONFLUENCE WITH RIVER AIRE

	YEAR 1994				Conf of Grade for det (%)					
	mean	sd	no	90/10%ile	A	B	C	D	E	F
BOD	2.10	0.75	36	3.08	-	100	-	-	-	-
Amm	0.05	0.05	36	0.10	100	-	-	-	-	-
DO	100.01	9.36	30	88.01	100	-	-	-	-	-

Overall Conf of Grade(%)
 A B C D E F

-	100	-	-	-	-
---	-----	---	---	---	---

Face Value Grade : B

	YEAR 1990				Conf of Grade for det (%)					
	mean	sd	no	90/10%ile	A	B	C	D	E	F
BOD	1.58	1.03	10	2.84	27	55	16	2	-	-
Amm	0.05	0.03	11	0.09	99	1	-	-	-	-
DO	99.22	6.38	9	91.04	99	1	-	-	-	-

Overall Conf of Grade(%)
 A B C D E F

27	55	16	2	-	-
----	----	----	---	---	---

Face Value Grade : B

Sample Point No : 4940880
 Name : ELLER BECK BY LEATT S MILL

	YEAR 1994				Conf of Grade for det (%)					
	mean	sd	no	90/10%ile	A	B	C	D	E	F
BOD	1.66	0.53	36	2.36	76	24	-	-	-	-
Amm	0.05	0.05	36	0.10	100	-	-	-	-	-
DO	96.13	6.63	30	87.63	100	-	-	-	-	-

Overall Conf of Grade (%)
 A B C D E F

76	24	-	-	-	-
----	----	---	---	---	---

Face Value Grade : A

	YEAR 1990				Conf of Grade for det (%)					
	mean	sd	no	90/10%ile	A	B	C	D	E	F
BOD	1.49	0.76	10	2.46	52	42	6	-	-	-
Amm	0.08	0.09	11	0.17	62	37	1	-	-	-
DO	99.22	15.38	9	79.51	46	35	16	3	-	-

Overall Conf of Grade (%)
 A B C D E F

39	42	16	3	-	-
----	----	----	---	---	---

Face Value Grade : B

Sample Point No : 4940910
 Name : ELSLACK BECK BY TEMPEST ARMS

	YEAR 1994				Conf of Grade for det (%)					
	mean	sd	no	90/10%ile	A	B	C	D	E	F
BOD	2.15	1.12	38	3.57	-	81	19	-	-	-
Amm	0.11	0.14	38	0.24	17	83	-	-	-	-
DO	96.52	10.92	31	82.53	78	22	-	-	-	-

Overall Conf of Grade (%)
 A B C D E F

-	81	19	-	-	-
---	----	----	---	---	---

Face Value Grade : B

	YEAR 1990				Conf of Grade for det (%)					
	mean	sd	no	90/10%ile	A	B	C	D	E	F
BOD	3.64	2.89	13	6.98	-	-	24	40	34	2
Amm	0.39	0.41	13	0.81	-	12	72	15	1	-
DO	88.70	30.14	10	50.07	-	3	14	33	44	6

Overall Conf of Grade (%)
 A B C D E F

-	-	10	40	44	6
---	---	----	----	----	---

Face Value Grade : D

Sample Point No :4940920
 Name :EMBSAY BECK ABOVE CONFLUENCE WITH HAW BECK

	YEAR 1994				Conf of Grade for det (%)					
	mean	sd	no	90/10%ile	A	B	C	D	E	F
BOD	1.77	0.73	33	2.72	15	85	-	-	-	-
Amm	0.10	0.13	33	0.22	34	66	-	-	-	-
DO	97.66	7.90	27	87.54	100	-	-	-	-	-

Overall Conf of Grade(%)
 A B C D E F

15	85	-	-	-	-
----	----	---	---	---	---

Face Value Grade : B

	YEAR 1990				Conf of Grade for det (%)					
	mean	sd	no	90/10%ile	A	B	C	D	E	F
BOD	0.00	0.00	0	0.00						
Amm	0.00	0.00	0	0.00						
DO	0.00	0.00	0	0.00						

Overall Conf of Grade(%)
 A B C D E F

--	--	--	--	--	--

Face Value Grade :

Sample Point No :4940930
 Name :ESHTON BECK AT CONFLUENCEWITH RIVER AIRE

	YEAR 1994				Conf of Grade for det (%)					
	mean	sd	no	90/10%ile	A	B	C	D	E	F
BOD	1.81	0.69	37	2.71	13	87	-	-	-	-
Amm	0.05	0.05	37	0.10	100	-	-	-	-	-
DO	107.55	13.69	33	90.01	99	1	-	-	-	-

Overall Conf of Grade(%)
 A B C D E F

13	87	-	-	-	-
----	----	---	---	---	---

Face Value Grade : B

	YEAR 1990				Conf of Grade for det (%)					
	mean	sd	no	90/10%ile	A	B	C	D	E	F
BOD	1.70	0.66	11	2.56	42	55	3	-	-	-
Amm	0.46	1.30	12	1.02	-	13	49	24	14	-
DO	111.60	19.74	10	86.30	69	21	8	2	-	-

Overall Conf of Grade(%)
 A B C D E F

-	14	48	24	14	-
---	----	----	----	----	---

Face Value Grade : C

Sample Point No :4941170
 Name :HARDEN BECK AT BECKFOOT

	YEAR 1994				Conf of Grade for det (%)					
	mean	sd	no	90/10%ile	A	B	C	D	E	F
BOD	1.87	0.69	33	2.77	8	92	-	-	-	-
Amm	0.04	0.04	34	0.08	100	-	-	-	-	-
DO	100.18	9.86	29	87.54	99	1	-	-	-	-

Overall Conf of Grade (%)
 A B C D E F

8	92	-	-	-	-
---	----	---	---	---	---

Face Value Grade : B

	YEAR 1990				Conf of Grade for det (%)					
	mean	sd	no	90/10%ile	A	B	C	D	E	F
BOD	2.15	0.69	12	3.06	2	92	6	-	-	-
Amm	0.11	0.12	12	0.23	30	67	3	-	-	-
DO	102.10	7.22	10	92.85	100	-	-	-	-	-

Overall Conf of Grade (%)
 A B C D E F

2	92	6	-	-	-
---	----	---	---	---	---

Face Value Grade : B

Sample Point No :4941190
 Name :HARDEN BECK AT HARDEN.

	YEAR 1994				Conf of Grade for det (%)					
	mean	sd	no	90/10%ile	A	B	C	D	E	F
BOD	2.16	0.98	33	3.42	-	90	10	-	-	-
Amm	0.09	0.12	34	0.20	52	48	-	-	-	-
DO	96.04	4.81	28	89.88	100	-	-	-	-	-

Overall Conf of Grade (%)
 A B C D E F

-	90	10	-	-	-
---	----	----	---	---	---

Face Value Grade : B

	YEAR 1990				Conf of Grade for det (%)					
	mean	sd	no	90/10%ile	A	B	C	D	E	F
BOD	2.37	1.23	12	3.93	-	53	41	6	-	-
Amm	0.15	0.20	12	0.33	6	79	14	1	-	-
DO	95.90	14.24	10	77.65	31	48	18	3	-	-

Overall Conf of Grade (%)
 A B C D E F

-26	79	41	6	-	-
-----	----	----	---	---	---

Face Value Grade : B

Sample Point No :4941200

Name :HAW BECK AT CONFLUENCE WITH EMBAY BECK

	YEAR 1994				Conf of Grade for det (%)					
	mean	sd	no	90/10%ile	A	B	C	D	E	F
BOD	1.92	2.67	24	4.24	1	39	43	13	4	-
Amm	0.11	0.25	40	0.25	19	80	1	-	-	-
DO	96.09	8.15	35	85.65	99	1	-	-	-	-

Overall Conf of Grade(%)
A B C D E F

- 40 43 13 4 -

Face Value Grade : C

	YEAR 1990				Conf of Grade for det (%)					
	mean	sd	no	90/10%ile	A	B	C	D	E	F
BOD	0.00	0.00	0	0.00						
Amm	0.00	0.00	0	0.00						
DO	0.00	0.00	0	0.00						

Overall Conf of Grade(%)
A B C D E F

Face Value Grade :

Sample Point No :4941420

Name :KIRKBY BECK AT HARLIEN

	YEAR 1994				Conf of Grade for det (%)					
	mean	sd	no	90/10%ile	A	B	C	D	E	F
BOD	2.34	2.69	14	4.98	1	21	44	19	14	1
Amm	0.06	0.08	14	0.13	80	20	-	-	-	-
DO	105.12	15.97	11	84.65	68	25	6	1	-	-

Overall Conf of Grade(%)
A B C D E F

- 22 44 19 14 1

Face Value Grade : C

	YEAR 1990				Conf of Grade for det (%)					
	mean	sd	no	90/10%ile	A	B	C	D	E	F
BOD	0.00	0.00	0	0.00						
Amm	0.00	0.00	0	0.00						
DO	0.00	0.00	0	0.00						

Overall Conf of Grade(%)
A B C D E F

Face Value Grade :

Sample Point No :4941480
 Name :LANCASHIRE GILL AT SOUGH BRIDGE

	YEAR 1994				Conf of Grade for det (%)					
	mean	sd	no	90/10%ile	A	B	C	D	E	F
BOD	2.03	1.52	18	3.82	1	56	38	5	-	-
Amm	0.11	0.10	18	0.22	32	68	-	-	-	-
DO	96.33	9.76	15	83.82	79	21	-	-	-	-

Overall Conf of Grade(%)
 A B C D E F

-	57	38	5	-	-
---	----	----	---	---	---

Face Value Grade : B

	YEAR 1990				Conf of Grade for det (%)					
	mean	sd	no	90/10%ile	A	B	C	D	E	F
BOD	2.10	1.06	13	3.45	1	71	27	1	-	-
Amm	0.29	0.26	13	0.58	-	54	44	2	-	-
DO	95.36	8.52	11	84.44	81	19	-	-	-	-

Overall Conf of Grade(%)
 A B C D E F

-	54	44	2	-	-
---	----	----	---	---	---

Face Value Grade : B

Sample Point No :4941520
 Name :LEEDS-LIVERPOOL CANAL AT APPERLEY BRIDGE

	YEAR 1994				Conf of Grade for det (%)					
	mean	sd	no	90/10%ile	A	B	C	D	E	F
BOD	2.77	1.88	42	5.04	-	2	86	12	-	-
Amm	0.05	0.04	42	0.10	100	-	-	-	-	-
DO	86.76	13.70	38	69.20	-	38	62	-	-	-

Overall Conf of Grade(%)
 A B C D E F

-	3	85	12	-	-
---	---	----	----	---	---

Face Value Grade : C

	YEAR 1990				Conf of Grade for det (%)					
	mean	sd	no	90/10%ile	A	B	C	D	E	F
BOD	2.43	1.39	33	4.17	-	35	64	1	-	-
Amm	0.06	0.05	36	0.12	100	-	-	-	-	-
DO	99.57	18.07	30	76.41	18	70	12	-	-	-

Overall Conf of Grade(%)
 A B C D E F

-	35	64	1	-	-
---	----	----	---	---	---

Face Value Grade : C

Sample Point No :4941540
 Name :LEEDS-LIVERPOOL CANAL AT FOULRIDGE

	YEAR 1994				Conf of Grade for det (%)					
	mean	sd	no	90/10%ile	A	B	C	D	E	F
BOD	2.85	2.44	41	5.60	-	-	64	33	3	-
Amm	0.24	0.28	42	0.51	-	76	24	-	-	-
DO	79.53	21.12	39	52.46	-	-	3	65	32	-

Overall Conf of Grade(%)					
A	B	C	D	E	F
-	-	4	64	32	-

Face Value Grade : D

	YEAR 1990				Conf of Grade for det (%)					
	mean	sd	no	90/10%ile	A	B	C	D	E	F
BOD	2.52	1.42	32	4.30	-	25	73	2	-	-
Amm	0.22	0.20	35	0.44	-	93	7	-	-	-
DO	80.77	17.03	31	58.95	-	-	38	58	4	-

Overall Conf of Grade(%)					
A	B	C	D	E	F
-	-	38	58	4	-

Face Value Grade : D

Sample Point No :4941550
 Name :LEEDS-LIVERPOOL CANAL AT SALTAIRE BRIDGE

	YEAR 1994				Conf of Grade for det (%)					
	mean	sd	no	90/10%ile	A	B	C	D	E	F
BOD	3.00	1.78	42	5.22	-	-	85	15	-	-
Amm	0.05	0.05	42	0.10	100	-	-	-	-	-
DO	85.05	9.62	39	72.72	-	86	14	-	-	-

Overall Conf of Grade(%)					
A	B	C	D	E	F
-	-	85	15	-	-

Face Value Grade : C

	YEAR 1990				Conf of Grade for det (%)					
	mean	sd	no	90/10%ile	A	B	C	D	E	F
BOD	0.00	0.00	0	0.00						
Amm	0.00	0.00	0	0.00						
DO	0.00	0.00	0	0.00						

Overall Conf of Grade(%)					
A	B	C	D	E	F

Face Value Grade :

Sample Point No :4941590
 Name :LITTLE BECK AT GILSTEAD

	YEAR 1994				Conf of Grade for det (%)					
	mean	sd	no	90/10%ile	A	B	C	D	E	F
BOD	1.00	0.51	16	1.65	97	3	-	-	-	-
Amm	0.04	0.03	17	0.08	100	-	-	-	-	-
DO	95.14	8.63	14	84.08	83	17	-	-	-	-

Overall Conf of Grade(%)
 A B C D E F

83 17 - - - -

Face Value Grade : A

	YEAR 1990				Conf of Grade for det (%)					
	mean	sd	no	90/10%ile	A	B	C	D	E	F
BOD	0.00	0.00	0	0.00						
Amm	0.00	0.00	0	0.00						
DO	0.00	0.00	0	0.00						

Overall Conf of Grade(%)
 A B C D E F

Face Value Grade :

Sample Point No :4941610
 Name :LOADPIT BECK AT CONFLUENCE WITH RIVER AIRE

	YEAR 1994				Conf of Grade for det (%)					
	mean	sd	no	90/10%ile	A	B	C	D	E	F
BOD	1.24	0.39	16	1.75	99	1	-	-	-	-
Amm	0.23	0.52	17	0.52	-	59	35	6	-	-
DO	97.44	5.35	14	90.58	100	-	-	-	-	-

Overall Conf of Grade(%)
 A B C D E F

- 59 35 6 - -

Face Value Grade : B

	YEAR 1990				Conf of Grade for det (%)					
	mean	sd	no	90/10%ile	A	B	C	D	E	F
BOD	0.00	0.00	0	0.00						
Amm	0.00	0.00	0	0.00						
DO	0.00	0.00	0	0.00						

Overall Conf of Grade(%)
 A B C D E F

Face Value Grade :

Sample Point No :4941640
 Name :LOTHERSDALE BECK BY LOTHERSDALE POST OFFICE

	YEAR 1994				Conf of Grade for det (%)					
	mean	sd	no	90/10%ile	A	B	C	D	E	F
BOD	1.90	0.77	24	2.90	5	94	1	-	-	-
Amm	0.19	0.31	39	0.43	-	88	12	-	-	-
DO	101.45	10.38	36	88.15	100	-	-	-	-	-

Overall Conf of Grade(%)
 A B C D E F

-	88	12	-	-	-
---	----	----	---	---	---

Face Value Grade : B

	YEAR 1990				Conf of Grade for det (%)					
	mean	sd	no	90/10%ile	A	B	C	D	E	F
BOD	0.00	0.00	0	0.00						
Amm	0.00	0.00	0	0.00						
DO	0.00	0.00	0	0.00						

Overall Conf of Grade(%)
 A B C D E F

--	--	--	--	--	--

Face Value Grade :

Sample Point No :4941690
 Name :LUMB MILL BECK ABOVE MALIS PREPATORY SCHOOL

	YEAR 1994				Conf of Grade for det (%)					
	mean	sd	no	90/10%ile	A	B	C	D	E	F
BOD	1.62	0.56	17	2.36	66	34	-	-	-	-
Amm	0.06	0.05	17	0.12	95	5	-	-	-	-
DO	102.67	8.92	15	91.24	100	-	-	-	-	-

Overall Conf of Grade(%)
 A B C D E F

66	34	-	-	-	-
----	----	---	---	---	---

Face Value Grade : A

	YEAR 1990				Conf of Grade for det (%)					
	mean	sd	no	90/10%ile	A	B	C	D	E	F
BOD	0.00	0.00	0	0.00						
Amm	0.00	0.00	0	0.00						
DO	0.00	0.00	0	0.00						

Overall Conf of Grade(%)
 A B C D E F

--	--	--	--	--	--

Face Value Grade :

Sample Point No :4941705
Name :MARTONS BECK

	YEAR 1994				Conf of Grade for det (%)					
	mean	sd	no	90/10%ile	A	B	C	D	E	F
BOD	1.57	0.70	19	2.47	52	48	-	-	-	-
Amm	0.14	0.21	19	0.31	6	87	7	-	-	-
DO	100.80	16.76	15	79.32	44	44	11	1	-	-

Overall Conf of Grade(%)
A B C D E F

1 87 11 1 - -

Face Value Grade : B

	YEAR 1990				Conf of Grade for det (%)					
	mean	sd	no	90/10%ile	A	B	C	D	E	F
BOD	0.00	0.00	0	0.00						
Amm	0.00	0.00	0	0.00						
DO	0.00	0.00	0	0.00						

Overall Conf of Grade(%)
A B C D E F

Face Value Grade :

Sample Point No :4941710
Name :MALHAM BECK AT BLACK HOLE

	YEAR 1994				Conf of Grade for det (%)					
	mean	sd	no	90/10%ile	A	B	C	D	E	F
BOD	1.24	0.84	33	2.26	72	28	-	-	-	-
Amm	0.05	0.04	33	0.10	100	-	-	-	-	-
DO	105.16	12.48	26	89.17	99	1	-	-	-	-

Overall Conf of Grade(%)
A B C D E F

72 28 - - - -

Face Value Grade : A

	YEAR 1990				Conf of Grade for det (%)					
	mean	sd	no	90/10%ile	A	B	C	D	E	F
BOD	0.00	0.00	0	0.00						
Amm	0.00	0.00	0	0.00						
DO	0.00	0.00	0	0.00						

Overall Conf of Grade(%)
A B C D E F

Face Value Grade :

Sample Point No :4941730
 Name :MALHAM BECK AT MALHAM COVE

	YEAR 1994				Conf of Grade for det (%)					
	mean	sd	no	90/10%ile	A	B	C	D	E	F
BOD	1.09	0.78	36	2.02	89	11	-	-	-	-
Amm	0.03	0.02	36	0.05	100	-	-	-	-	-
DO	99.41	11.85	28	84.22	87	13	-	-	-	-

Overall Conf of Grade(%)
 A B C D E F

87	13	-	-	-	-
----	----	---	---	---	---

Face Value Grade : A

	YEAR 1990				Conf of Grade for det (%)					
	mean	sd	no	90/10%ile	A	B	C	D	E	F
BOD	0.00	0.00	0	0.00						
Amm	0.00	0.00	0	0.00						
DO	0.00	0.00	0	0.00						

Overall Conf of Grade(%)
 A B C D E F

--	--	--	--	--	--

Face Value Grade :

Sample Point No :4941790
 Name :MORTON BECK

	YEAR 1994				Conf of Grade for det (%)					
	mean	sd	no	90/10%ile	A	B	C	D	E	F
BOD	1.91	0.75	18	2.89	8	90	2	-	-	-
Amm	0.03	0.02	18	0.05	100	-	-	-	-	-
DO	100.65	8.21	14	90.13	99	1	-	-	-	-

Overall Conf of Grade(%)
 A B C D E F

8	90	2	-	-	-
---	----	---	---	---	---

Face Value Grade : B

	YEAR 1990				Conf of Grade for det (%)					
	mean	sd	no	90/10%ile	A	B	C	D	E	F
BOD	0.00	0.00	0	0.00						
Amm	0.00	0.00	0	0.00						
DO	0.00	0.00	0	0.00						

Overall Conf of Grade(%)
 A B C D E F

--	--	--	--	--	--

Face Value Grade :

Sample Point No :4941810
Name :NEW CUT

	YEAR 1994				Conf of Grade for det (%)					
	mean	sd	no	90/10%ile	A	B	C	D	E	F
BOD	1.93	0.66	16	2.80	12	87	1	-	-	-
Amm	0.11	0.09	16	0.21	38	62	-	-	-	-
DO	101.62	14.95	13	82.46	62	32	6	-	-	-

Overall Conf of Grade(%)
A B C D E F

7 87 6 - - -

Face Value Grade : B

	YEAR 1990				Conf of Grade for det (%)					
	mean	sd	no	90/10%ile	A	B	C	D	E	F
BOD	0.00	0.00	0	0.00						
Amm	0.00	0.00	0	0.00						
DO	0.00	0.00	0	0.00						

Overall Conf of Grade(%)
A B C D E F

Face Value Grade :

Sample Point No :4941995
Name :R AIRE ABOVE GARGRAVE

	YEAR 1994				Conf of Grade for det (%)					
	mean	sd	no	90/10%ile	A	B	C	D	E	F
BOD	1.68	0.65	69	2.53	42	58	-	-	-	-
Amm	0.04	0.05	70	0.09	100	-	-	-	-	-
DO	111.98	20.71	61	85.44	91	9	-	-	-	-

Overall Conf of Grade(%)
A B C D E F

42 58 - - - -

Face Value Grade : B

	YEAR 1990				Conf of Grade for det (%)					
	mean	sd	no	90/10%ile	A	B	C	D	E	F
BOD	0.00	0.00	0	0.00						
Amm	0.00	0.00	0	0.00						
DO	0.00	0.00	0	0.00						

Overall Conf of Grade(%)
A B C D E F

Face Value Grade :

Sample Point No :4942000

Name :RIVER AIRE AT APPERLEY BRIDGE

	YEAR 1994				Conf of Grade for det (%)					
	mean	sd	no	90/10%ile	A	B	C	D	E	F
BOD	5.97	2.36	147	9.05	-	-	-	-	100	-
Amm	0.34	0.23	147	0.62	-	32	68	-	-	-
DO	85.73	13.91	124	67.90	-	9	91	-	-	-

Overall Conf of Grade(%)
A B C D E F

- - - - 100 -

Face Value Grade : E

	YEAR 1990				Conf of Grade for det (%)					
	mean	sd	no	90/10%ile	A	B	C	D	E	F
BOD	7.78	3.14	77	11.87	-	-	-	-	100	-
Amm	0.44	0.29	79	0.79	-	-	100	-	-	-
DO	90.36	20.46	67	64.14	-	3	83	14	-	-

Overall Conf of Grade(%)
A B C D E F

- - - - 100 -

Face Value Grade : E

Sample Point No :4942030

Name :RIVER AIRE AT BUCK BRIDGE

	YEAR 1994				Conf of Grade for det (%)					
	mean	sd	no	90/10%ile	A	B	C	D	E	F
BOD	4.17	2.13	144	6.88	-	-	-	99	1	-
Amm	0.37	0.33	144	0.74	-	1	99	-	-	-
DO	90.66	15.19	122	71.19	-	72	28	-	-	-

Overall Conf of Grade(%)
A B C D E F

- - - 99 1 -

Face Value Grade : D

	YEAR 1990				Conf of Grade for det (%)					
	mean	sd	no	90/10%ile	A	B	C	D	E	F
BOD	4.43	3.82	79	8.72	-	-	-	20	80	-
Amm	0.45	0.37	80	0.87	-	-	100	-	-	-
DO	96.10	16.95	70	74.38	1	91	8	-	-	-

Overall Conf of Grade(%)
A B C D E F

- - - 20 80 -

Face Value Grade : E

Sample Point No :4942050
 Name :RIVER AIRE AT CARLETON.

	YEAR 1994				Conf of Grade for det (%)					
	mean	sd	no	90/10%ile	A	B	C	D	E	F
BOD	1.84	0.77	75	2.84	1	99	-	-	-	-
Amm	0.06	0.08	76	0.13	99	1	-	-	-	-
DO	102.77	11.40	66	88.16	100	-	-	-	-	-

Overall Conf of Grade(%)
 A B C D E F

1 99 - - - -

Face Value Grade : B

	YEAR 1990				Conf of Grade for det (%)					
	mean	sd	no	90/10%ile	A	B	C	D	E	F
BOD	2.12	1.03	35	3.44	-	88	12	-	-	-
Amm	0.12	0.15	35	0.26	9	91	-	-	-	-
DO	93.77	14.69	31	74.94	5	82	13	-	-	-

Overall Conf of Grade(%)
 A B C D E F

- 87 13 - - -

Face Value Grade : B

Sample Point No :4942060
 Name :RIVER AIRE AT CONONLEY.

	YEAR 1994				Conf of Grade for det (%)					
	mean	sd	no	90/10%ile	A	B	C	D	E	F
BOD	1.92	0.77	75	2.92	-	100	-	-	-	-
Amm	0.12	0.10	76	0.23	6	94	-	-	-	-
DO	89.03	11.76	65	73.96	-	96	4	-	-	-

Overall Conf of Grade(%)
 A B C D E F

- 96 4 - - -

Face Value Grade : B

	YEAR 1990				Conf of Grade for det (%)					
	mean	sd	no	90/10%ile	A	B	C	D	E	F
BOD	3.00	4.16	35	6.62	-	1	31	43	25	-
Amm	0.21	0.11	35	0.35	-	100	-	-	-	-
DO	85.97	15.18	30	66.52	-	14	78	8	-	-

Overall Conf of Grade(%)
 A B C D E F

- - 32 43 25 -

Face Value Grade : D

Sample Point No :4942070
 Name :RIVER AIRE AT COTTINGLEY BRIDGE

	YEAR 1994				Conf of Grade for det (%)					
	mean	sd	no	90/10%ile	A	B	C	D	E	F
BOD	3.92	1.65	68	6.06	-	-	43	57	-	-
Amm	0.37	0.34	69	0.74	-	3	97	-	-	-
DO	89.97	13.39	61	72.81	-	86	14	-	-	-

Overall Conf of Grade(%)
 A B C D E F

-	-	43	57	-	-
---	---	----	----	---	---

Face Value Grade : D

	YEAR 1990				Conf of Grade for det (%)					
	mean	sd	no	90/10%ile	A	B	C	D	E	F
BOD	0.00	0.00	0	0.00						
Amm	0.00	0.00	0	0.00						
DO	0.00	0.00	0	0.00						

Overall Conf of Grade(%)
 A B C D E F

--	--	--	--	--	--

Face Value Grade :

Sample Point No :4942080
 Name :RIVER AIRE AT CROSSFLATTS

	YEAR 1994				Conf of Grade for det (%)					
	mean	sd	no	90/10%ile	A	B	C	D	E	F
BOD	4.21	2.08	144	6.87	-	-	-	100	-	-
Amm	0.49	0.35	145	0.91	-	-	100	-	-	-
DO	83.65	15.91	121	63.26	-	-	94	6	-	-

Overall Conf of Grade(%)
 A B C D E F

-	-	-	100	-	-
---	---	---	-----	---	---

Face Value Grade : D

	YEAR 1990				Conf of Grade for det (%)					
	mean	sd	no	90/10%ile	A	B	C	D	E	F
BOD	4.01	1.59	34	6.08	-	-	42	57	1	-
Amm	0.81	0.69	35	1.59	-	-	9	90	1	-
DO	86.34	15.09	29	67.00	-	18	75	7	-	-

Overall Conf of Grade(%)
 A B C D E F

-	-	9	90	1	-
---	---	---	----	---	---

Face Value Grade : D

Sample Point No :4942090
 Name :RIVER AIRE AT ESHOLT (ABOVE S.WKS OUTFALL)

	YEAR 1994				Conf of Grade for det (%)					
	mean	sd	no	90/10%ile	A	B	C	D	E	F
BOD	4.03	1.92	145	6.50	-	-	5	95	-	-
Amm	0.33	0.28	145	0.65	-	17	83	-	-	-
DO	90.05	14.56	121	71.39	-	76	24	-	-	-

Overall Conf of Grade(%)
 A B C D E F

-	-	5	95	-	-
---	---	---	----	---	---

Face Value Grade : D

	YEAR 1990				Conf of Grade for det (%)					
	mean	sd	no	90/10%ile	A	B	C	D	E	F
BOD	3.83	1.84	58	6.19	-	-	33	67	-	-
Amm	0.37	0.28	59	0.70	-	8	92	-	-	-
DO	98.33	17.37	54	76.07	8	87	5	-	-	-

Overall Conf of Grade(%)
 A B C D E F

-	-	34	66	-	-
---	---	----	----	---	---

Face Value Grade : D

Sample Point No :4942100
 Name :RIVER AIRE AT GARGRAVE.

	YEAR 1994				Conf of Grade for det (%)					
	mean	sd	no	90/10%ile	A	B	C	D	E	F
BOD	1.81	0.80	75	2.84	2	98	-	-	-	-
Amm	0.04	0.03	76	0.08	100	-	-	-	-	-
DO	111.02	16.45	65	89.94	100	-	-	-	-	-

Overall Conf of Grade(%)
 A B C D E F

2	98	-	-	-	-
---	----	---	---	---	---

Face Value Grade : B

	YEAR 1990				Conf of Grade for det (%)					
	mean	sd	no	90/10%ile	A	B	C	D	E	F
BOD	1.97	0.97	36	3.21	-	96	4	-	-	-
Amm	0.06	0.05	37	0.12	100	-	-	-	-	-
DO	100.70	11.08	31	86.50	98	2	-	-	-	-

Overall Conf of Grade(%)
 A B C D E F

-	96	4	-	-	-
---	----	---	---	---	---

Face Value Grade : B

Sample Point No : 4942110
 Name : RIVER AIRE AT SALT S WEIR

	YEAR 1994				Conf of Grade for det (%)					
	mean	sd	no	90/10%ile	A	B	C	D	E	F
BOD	4.08	1.79	145	6.40	-	-	7	93	-	-
Amm	0.38	0.33	145	0.75	-	-	100	-	-	-
DO	85.98	13.50	122	68.68	-	19	81	-	-	-

Overall Conf of Grade (%)
 A B C D E F

-	-	7	93	-	-
---	---	---	----	---	---

Face Value Grade : D

	YEAR 1990				Conf of Grade for det (%)					
	mean	sd	no	90/10%ile	A	B	C	D	E	F
BOD	3.50	1.22	79	5.10	-	-	100	-	-	-
Amm	0.51	0.42	80	0.99	-	-	99	1	-	-
DO	91.41	15.01	70	72.17	-	79	21	-	-	-

Overall Conf of Grade (%)
 A B C D E F

-	-	99	1	-	-
---	---	----	---	---	---

Face Value Grade : C

Sample Point No : 4942140
 Name : RIVER AIRE AT MORTON SEWER BRIDGE.

	YEAR 1994				Conf of Grade for det (%)					
	mean	sd	no	90/10%ile	A	B	C	D	E	F
BOD	2.02	0.82	67	3.09	-	100	-	-	-	-
Amm	0.09	0.08	68	0.18	79	21	-	-	-	-
DO	94.14	14.63	58	75.39	2	95	3	-	-	-

Overall Conf of Grade (%)
 A B C D E F

-	97	3	-	-	-
---	----	---	---	---	---

Face Value Grade : B

	YEAR 1990				Conf of Grade for det (%)					
	mean	sd	no	90/10%ile	A	B	C	D	E	F
BOD	2.56	1.58	32	4.51	-	16	80	4	-	-
Amm	0.42	0.72	34	0.95	-	2	81	17	-	-
DO	95.32	14.38	28	76.89	16	77	7	-	-	-

Overall Conf of Grade (%)
 A B C D E F

-	2	81	17	-	-
---	---	----	----	---	---

Face Value Grade : C

Sample Point No :4942170
 Name :RIVER AIRE AT SILSDEN (A6034)

	YEAR 1994				Conf of Grade for det (%)					
	mean	sd	no	90/10%ile	A	B	C	D	E	F
BOD	1.91	0.77	69	2.91	-	100	-	-	-	-
Amm	0.09	0.09	70	0.18	70	30	-	-	-	-
DO	96.30	15.45	60	76.50	7	91	2	-	-	-

Overall Conf of Grade(%)
 A B C D E F

-	98	2	-	-	-
---	----	---	---	---	---

Face Value Grade : B

	YEAR 1990				Conf of Grade for det (%)					
	mean	sd	no	90/10%ile	A	B	C	D	E	F
BOD	0.00	0.00	0	0.00						
Amm	0.00	0.00	0	0.00						
DO	0.00	0.00	0	0.00						

Overall Conf of Grade(%)
 A B C D E F

--	--	--	--	--	--

Face Value Grade :

Sample Point No :4942180
 Name :RIVER AIRE AT STOCKSBRIDGE (A650)

	YEAR 1994				Conf of Grade for det (%)					
	mean	sd	no	90/10%ile	A	B	C	D	E	F
BOD	1.75	0.68	68	2.64	17	83	-	-	-	-
Amm	0.08	0.07	69	0.16	95	5	-	-	-	-
DO	92.33	13.85	58	74.58	1	94	5	-	-	-

Overall Conf of Grade(%)
 A B C D E F

1	94	5	-	-	-
---	----	---	---	---	---

Face Value Grade : B

	YEAR 1990				Conf of Grade for det (%)					
	mean	sd	no	90/10%ile	A	B	C	D	E	F
BOD	0.00	0.00	0	0.00						
Amm	0.00	0.00	0	0.00						
DO	0.00	0.00	0	0.00						

Overall Conf of Grade(%)
 A B C D E F

--	--	--	--	--	--

Face Value Grade :

Sample Point No :4942710
 Name :RIVER WORTH ABOVE CONFLUENCE WITH BRIDGEHOUSE BECK

	YEAR 1994				Conf of Grade for det (%)					
	mean	sd	no	90/10%ile	A	B	C	D	E	F
BOD	1.58	0.71	66	2.50	51	49	-	-	-	-
Amm	0.07	0.06	66	0.14	100	-	-	-	-	-
DO	95.23	8.41	56	84.45	99	1	-	-	-	-

Overall Conf of Grade(%)
 A B C D E F

51	49	-	-	-	-
----	----	---	---	---	---

Face Value Grade : A

	YEAR 1990				Conf of Grade for det (%)					
	mean	sd	no	90/10%ile	A	B	C	D	E	F
BOD	1.83	0.89	10	2.97	14	70	15	1	-	-
Amm	0.07	0.07	11	0.14	74	26	-	-	-	-
DO	92.33	14.24	9	74.08	13	53	26	7	1	-

Overall Conf of Grade(%)
 A B C D E F

-	66	26	7	1	-
---	----	----	---	---	---

Face Value Grade : B

Sample Point No :4942720
 Name :RIVER WORTH ABOVE NORTH BECK (KNOWLES PARK)

	YEAR 1994				Conf of Grade for det (%)					
	mean	sd	no	90/10%ile	A	B	C	D	E	F
BOD	2.28	1.95	67	4.48	-	15	83	2	-	-
Amm	0.10	0.15	67	0.22	25	75	-	-	-	-
DO	97.33	9.60	54	85.03	99	1	-	-	-	-

Overall Conf of Grade(%)
 A B C D E F

-	15	83	2	-	-
---	----	----	---	---	---

Face Value Grade : C

	YEAR 1990				Conf of Grade for det (%)					
	mean	sd	no	90/10%ile	A	B	C	D	E	F
BOD	2.26	1.21	10	3.79	1	56	35	7	1	-
Amm	0.09	0.08	11	0.18	60	40	-	-	-	-
DO	95.67	15.03	9	76.41	25	47	21	6	1	-

Overall Conf of Grade(%)
 A B C D E F

1	56	35	7	1	-
---	----	----	---	---	---

Face Value Grade : B

Sample Point No : 4942740
 Name : RIVER WORTH BELOW KEIGHLEY.

	YEAR 1994				Conf of Grade for det (%)					
	mean	sd	no	90/10%ile	A	B	C	D	E	F
BOD	2.98	1.82	68	5.23	-	-	91	9	-	-
Amm	0.20	0.22	69	0.42	-	98	2	-	-	-
DO	96.20	10.38	60	82.90	92	8	-	-	-	-

Overall Conf of Grade (%)
 A B C D E F

-	1	90	9	-	-
---	---	----	---	---	---

Face Value Grade : C

	YEAR 1990				Conf of Grade for det (%)					
	mean	sd	no	90/10%ile	A	B	C	D	E	F
BOD	3.76	1.85	35	6.13	-	-	41	57	2	-
Amm	0.27	0.36	36	0.59	-	52	48	-	-	-
DO	96.97	8.72	29	85.79	98	2	-	-	-	-

Overall Conf of Grade (%)
 A B C D E F

-	-	41	57	2	-
---	---	----	----	---	---

Face Value Grade : D

Sample Point No : 4942840
 Name : SILSDEN BECK BY POST OFFICE

	YEAR 1994				Conf of Grade for det (%)					
	mean	sd	no	90/10%ile	A	B	C	D	E	F
BOD	1.75	0.57	19	2.50	50	50	-	-	-	-
Amm	0.05	0.05	19	0.10	98	2	-	-	-	-
DO	94.47	6.93	15	85.59	95	5	-	-	-	-

Overall Conf of Grade (%)
 A B C D E F

50	50	-	-	-	-
----	----	---	---	---	---

Face Value Grade : A

	YEAR 1990				Conf of Grade for det (%)					
	mean	sd	no	90/10%ile	A	B	C	D	E	F
BOD	0.00	0.00	0	0.00						
Amm	0.00	0.00	0	0.00						
DO	0.00	0.00	0	0.00						

Overall Conf of Grade (%)
 A B C D E F

--	--	--	--	--	--

Face Value Grade :

Sample Point No :494T050
 Name :BRADFORD BECK-ABOVE WEST BROOK BECK CONFLUENCE, BR

	YEAR 1994				Conf of Grade for det (%)					
	mean	sd	no	90/10%ile	A	B	C	D	E	F
BOD	4.23	6.09	15	9.38	-	-	7	23	52	18
Amm	0.30	0.35	15	0.64	-	40	54	5	1	-
DO	95.36	7.46	11	85.80	90	10	-	-	-	-

Overall Conf of Grade(%)
 A B C D E F

- - - 30 52 18

Face Value Grade : E

	YEAR 1990				Conf of Grade for det (%)					
	mean	sd	no	90/10%ile	A	B	C	D	E	F
BOD	7.00	10.81	12	15.66	-	-	-	3	42	55
Amm	0.90	2.35	12	2.02	-	-	16	44	36	4
DO	96.17	8.71	12	85.01	85	15	-	-	-	-

Overall Conf of Grade(%)
 A B C D E F

- - - - 45 55

Face Value Grade : F

Sample Point No :494T060
 Name :BRADFORD BECK-BELOW WEST BROOK BECK CONFLUENCE, BRA

	YEAR 1994				Conf of Grade for det (%)					
	mean	sd	no	90/10%ile	A	B	C	D	E	F
BOD	4.77	7.21	15	10.65	-	-	3	15	56	26
Amm	0.29	0.36	15	0.63	-	43	51	6	-	-
DO	93.75	4.51	12	87.97	100	-	-	-	-	-

Overall Conf of Grade(%)
 A B C D E F

- - - 18 56 26

Face Value Grade : E

	YEAR 1990				Conf of Grade for det (%)					
	mean	sd	no	90/10%ile	A	B	C	D	E	F
BOD	5.49	7.37	12	12.04	-	-	2	9	54	35
Amm	0.98	2.53	12	2.20	-	-	12	44	40	4
DO	98.33	9.63	12	85.99	86	13	-	-	1	-

Overall Conf of Grade(%)
 A B C D E F

- - - 11 54 35

Face Value Grade : E

Sample Point No :494T070
 Name :BRADFORD BECK-POWER STATION SITE,CANAL ROAD,BRADF

	YEAR 1994				Conf of Grade for det (%)					
	mean	sd	no	90/10%ile	A	B	C	D	E	F
BOD	5.25	7.50	15	11.63	-	-	1	10	58	31
Amm	0.44	0.36	15	0.85	-	4	85	11	-	-
DO	93.00	3.46	9	88.57	100	-	-	-	-	-

Overall Conf of Grade(%)
 A B C D E F

-	-	-	11	58	31
---	---	---	----	----	----

Face Value Grade : E

	YEAR 1990				Conf of Grade for det (%)					
	mean	sd	no	90/10%ile	A	B	C	D	E	F
BOD	5.41	6.47	11	11.61	-	-	1	10	56	33
Amm	0.81	1.44	11	1.83	-	-	19	47	33	1
DO	89.50	14.91	12	70.39	2	50	37	10	1	-

Overall Conf of Grade(%)
 A B C D E F

-	-	-	11	56	33
---	---	---	----	----	----

Face Value Grade : E

Sample Point No :494T080
 Name :BRADFORD BECK-SHIPLEY

	YEAR 1994				Conf of Grade for det (%)					
	mean	sd	no	90/10%ile	A	B	C	D	E	F
BOD	15.03	29.44	146	34.15	-	-	-	-	-	100
Amm	1.43	3.05	146	3.25	-	-	-	3	97	-
DO	86.92	20.82	124	60.24	-	-	53	47	-	-

Overall Conf of Grade(%)
 A B C D E F

-	-	-	-	-	100
---	---	---	---	---	-----

Face Value Grade : F

	YEAR 1990				Conf of Grade for det (%)					
	mean	sd	no	90/10%ile	A	B	C	D	E	F
BOD	13.36	18.00	88	29.33	-	-	-	-	-	100
Amm	2.21	10.81	90	4.41	-	-	-	-	99	1
DO	90.29	16.34	78	69.35	-	39	61	-	-	-

Overall Conf of Grade(%)
 A B C D E F

-	-	-	-	-	100
---	---	---	---	---	-----

Face Value Grade : F

Sample Point No : 494T090
 Name : BRIDGEHOUSE BECK ABOVE OXENHOPE SW FINAL EFFLUENT

	YEAR 1994				Conf of Grade for det (%)					
	mean	sd	no	90/10%ile	A	B	C	D	E	F
BOD	1.82	1.20	31	3.28	2	85	13	-	-	-
Amm	0.09	0.10	32	0.19	58	42	-	-	-	-
DO	96.89	7.38	18	87.43	99	1	-	-	-	-

Overall Conf of Grade(%)
 A B C D E F

2	85	13	-	-	-
---	----	----	---	---	---

Face Value Grade : B

	YEAR 1990				Conf of Grade for det (%)					
	mean	sd	no	90/10%ile	A	B	C	D	E	F
BOD	2.19	1.53	16	4.03	-	48	44	7	1	-
Amm	0.19	0.25	16	0.42	1	78	20	1	-	-
DO	93.64	7.09	11	84.55	86	14	-	-	-	-

Overall Conf of Grade(%)
 A B C D E F

-	49	43	7	1	-
---	----	----	---	---	---

Face Value Grade : C

Sample Point No : 494T180
 Name : CLAYTON BECK-OFF LEVENTHORPE LANE, LEVENTHORPE, BRAD

	YEAR 1994				Conf of Grade for det (%)					
	mean	sd	no	90/10%ile	A	B	C	D	E	F
BOD	1.93	2.04	18	4.02	2	47	37	11	3	-
Amm	0.14	0.17	18	0.30	5	90	5	-	-	-
DO	100.16	6.08	15	92.37	100	-	-	-	-	-

Overall Conf of Grade(%)
 A B C D E F

-	49	37	11	3	-
---	----	----	----	---	---

Face Value Grade : C

	YEAR 1990				Conf of Grade for det (%)					
	mean	sd	no	90/10%ile	A	B	C	D	E	F
BOD	1.29	0.58	12	2.04	80	20	-	-	-	-
Amm	0.10	0.10	12	0.21	46	53	1	-	-	-
DO	103.20	8.42	12	92.41	100	-	-	-	-	-

Overall Conf of Grade(%)
 A B C D E F

46	53	1	-	-	-
----	----	---	---	---	---

Face Value Grade : B

Sample Point No : 494T270
 Name : EARBY BECK AT BOOTH BRIDGE

	YEAR 1994				Conf of Grade for det (%)					
	mean	sd	no	90/10%ile	A	B	C	D	E	F
BOD	2.26	1.80	36	4.34	-	28	68	4	-	-
Amm	0.14	0.30	36	0.32	3	93	4	-	-	-
DO	102.06	15.46	29	82.25	68	31	1	-	-	-

Overall Conf of Grade (%)
 A B C D E F

-	28	68	4	-	-
---	----	----	---	---	---

Face Value Grade : C

	YEAR 1990				Conf of Grade for det (%)					
	mean	sd	no	90/10%ile	A	B	C	D	E	F
BOD	3.24	1.68	19	5.38	-	1	70	27	2	-
Amm	1.21	1.78	20	2.69	-	-	-	39	61	-
DO	97.27	15.46	15	77.46	28	56	15	1	-	-

Overall Conf of Grade (%)
 A B C D E F

-	-	-	40	60	-
---	---	---	----	----	---

Face Value Grade : E

Sample Point No : 494T280
 Name : EARBY BECK BELOW ARMORIDE

	YEAR 1994				Conf of Grade for det (%)					
	mean	sd	no	90/10%ile	A	B	C	D	E	F
BOD	1.92	0.72	32	2.86	4	96	-	-	-	-
Amm	0.09	0.08	32	0.18	69	31	-	-	-	-
DO	97.78	12.05	28	82.34	73	27	-	-	-	-

Overall Conf of Grade (%)
 A B C D E F

4	96	-	-	-	-
---	----	---	---	---	---

Face Value Grade : B

	YEAR 1990				Conf of Grade for det (%)					
	mean	sd	no	90/10%ile	A	B	C	D	E	F
BOD	0.00	0.00	0	0.00						
Amm	0.00	0.00	0	0.00						
DO	0.00	0.00	0	0.00						

Overall Conf of Grade (%)
 A B C D E F

--	--	--	--	--	--

Face Value Grade :

Sample Point No : 494T390
 Name : GILL BECK (BAILDON) 30 METRES UPSTREAM OF CONFLUENC

	YEAR 1994				Conf of Grade for det (%)					
	mean	sd	no	90/10%ile	A	B	C	D	E	F
BOD	2.11	0.70	18	3.03	1	97	2	-	-	-
Amm	0.24	0.24	18	0.49	-	71	29	-	-	-
DO	92.65	11.55	14	77.85	27	64	9	-	-	-

Overall Conf of Grade (%)
 A B C D E F

-	71	29	-	-	-
---	----	----	---	---	---

Face Value Grade : B

	YEAR 1990				Conf of Grade for det (%)					
	mean	sd	no	90/10%ile	A	B	C	D	E	F
BOD	0.00	0.00	0	0.00						
Amm	0.00	0.00	0	0.00						
DO	0.00	0.00	0	0.00						

Overall Conf of Grade (%)
 A B C D E F

--	--	--	--	--	--

Face Value Grade :

Sample Point No : 494T400
 Name : GILL BECK (GUISELEY) - ESHOLT WPCW OFFICE GROUNDS

	YEAR 1994				Conf of Grade for det (%)					
	mean	sd	no	90/10%ile	A	B	C	D	E	F
BOD	1.81	0.61	18	2.61	31	69	-	-	-	-
Amm	0.07	0.08	18	0.15	78	22	-	-	-	-
DO	96.64	8.38	14	85.90	92	8	-	-	-	-

Overall Conf of Grade (%)
 A B C D E F

31	69	-	-	-	-
----	----	---	---	---	---

Face Value Grade : B

	YEAR 1990				Conf of Grade for det (%)					
	mean	sd	no	90/10%ile	A	B	C	D	E	F
BOD	0.00	0.00	0	0.00						
Amm	0.00	0.00	0	0.00						
DO	0.00	0.00	0	0.00						

Overall Conf of Grade (%)
 A B C D E F

--	--	--	--	--	--

Face Value Grade :

Sample Point No :494T410
 Name :GUISELEY BECK-KEEPERS HILL, ESHOLT WPCW GROUNDS.

	YEAR 1994				Conf of Grade for det (%)					
	mean	sd	no	90/10%ile	A	B	C	D	E	F
BOD	2.09	0.99	18	3.36	1	81	18	-	-	-
Amm	0.07	0.08	18	0.15	78	22	-	-	-	-
DO	96.71	10.90	14	82.74	69	30	1	-	-	-

Overall Conf of Grade(%)
 A B C D E F

1 81 18 - - -

Face Value Grade : B

	YEAR 1990				Conf of Grade for det (%)					
	mean	sd	no	90/10%ile	A	B	C	D	E	F
BOD	0.00	0.00	0	0.00						
Amm	0.00	0.00	0	0.00						
DO	0.00	0.00	0	0.00						

Overall Conf of Grade(%)
 A B C D E F

Face Value Grade :

Sample Point No :494T590
 Name :MIDDLE BECK-CEMETERY ROAD, GREEN SIDE, BRADFORD

	YEAR 1994				Conf of Grade for det (%)					
	mean	sd	no	90/10%ile	A	B	C	D	E	F
BOD	2.39	1.97	23	4.64	-	20	64	14	2	-
Amm	0.15	0.28	23	0.34	3	87	10	-	-	-
DO	98.05	10.60	19	84.47	85	15	-	-	-	-

Overall Conf of Grade(%)
 A B C D E F

- 20 64 14 2 -

Face Value Grade : C

	YEAR 1990				Conf of Grade for det (%)					
	mean	sd	no	90/10%ile	A	B	C	D	E	F
BOD	1.77	0.43	12	2.34	69	31	-	-	-	-
Amm	0.14	0.21	12	0.31	10	76	13	1	-	-
DO	105.80	7.88	12	95.70	100	-	-	-	-	-

Overall Conf of Grade(%)
 A B C D E F

10 76 13 1 - -

Face Value Grade : B

Sample Point No :494T630
 Name :NORTH BECK AT WORTH

	YEAR 1994				Conf of Grade for det (%)					
	mean	sd	no	90/10%ile	A	B	C	D	E	F
BOD	3.87	2.87	66	7.26	-	-	3	75	22	-
Amm	0.51	1.10	67	1.16	-	-	68	32	-	-
DO	91.13	12.65	53	74.92	1	96	3	-	-	-

Overall Conf of Grade(%)
 A B C D E F

-	-	3	75	22	-
---	---	---	----	----	---

Face Value Grade : D

	YEAR 1990				Conf of Grade for det (%)					
	mean	sd	no	90/10%ile	A	B	C	D	E	F
BOD	6.95	4.16	13	12.12	-	-	-	1	76	23
Amm	0.36	0.55	13	0.80	-	19	60	18	3	-
DO	93.89	12.59	9	77.76	31	49	17	2	1	-

Overall Conf of Grade(%)
 A B C D E F

-	-	-	1	76	23
---	---	---	---	----	----

Face Value Grade : E

Sample Point No :494T650
 Name :PITTY BECK-LEVENTHORPE LANE, LEVENTHORPE, BRADFORD.

	YEAR 1994				Conf of Grade for det (%)					
	mean	sd	no	90/10%ile	A	B	C	D	E	F
BOD	2.38	3.28	23	5.24	-	14	51	23	12	-
Amm	0.37	1.14	23	0.81	-	20	60	18	2	-
DO	98.11	6.18	19	90.19	100	-	-	-	-	-

Overall Conf of Grade(%)
 A B C D E F

-	5	60	23	12	-
---	---	----	----	----	---

Face Value Grade : C

	YEAR 1990				Conf of Grade for det (%)					
	mean	sd	no	90/10%ile	A	B	C	D	E	F
BOD	1.32	0.50	12	1.97	87	13	-	-	-	-
Amm	0.14	0.19	12	0.31	9	78	12	1	-	-
DO	99.58	7.53	12	89.93	99	1	-	-	-	-

Overall Conf of Grade(%)
 A B C D E F

9	78	12	1	-	-
---	----	----	---	---	---

Face Value Grade : B

Sample Point No :494T660
 Name :RED BECK FEARNLEYS DAM, SHIPLEY

	YEAR 1994				Conf of Grade for det (%)					
	mean	sd	no	90/10%ile	A	B	C	D	E	F
BOD	2.24	1.69	18	4.23	-	38	51	10	1	-
Amm	0.15	0.18	18	0.32	3	91	6	-	-	-
DO	96.21	11.94	14	80.91	56	41	3	-	-	-

Overall Conf of Grade(%)
 A B C D E F

-	38	51	10	1	-
---	----	----	----	---	---

Face Value Grade : C

	YEAR 1990				Conf of Grade for det (%)					
	mean	sd	no	90/10%ile	A	B	C	D	E	F
BOD	2.18	0.66	11	3.05	2	92	6	-	-	-
Amm	0.10	0.12	11	0.21	41	55	4	-	-	-
DO	99.82	8.38	11	89.08	96	4	-	-	-	-

Overall Conf of Grade(%)
 A B C D E F

2	92	6	-	-	-
---	----	---	---	---	---

Face Value Grade : B

Sample Point No :4950060
 Name :BATLEY BECK AT DEWSBURY

	YEAR 1994				Conf of Grade for det (%)					
	mean	sd	no	90/10%ile	A	B	C	D	E	F
BOD	6.21	4.62	33	11.66	-	-	-	-	91	9
Amm	0.69	0.83	33	1.48	-	-	25	72	3	-
DO	88.03	19.15	28	63.49	-	6	66	27	1	-

Overall Conf of Grade(%)
 A B C D E F

-	-	-	-	91	9
---	---	---	---	----	---

Face Value Grade : E

	YEAR 1990				Conf of Grade for det (%)					
	mean	sd	no	90/10%ile	A	B	C	D	E	F
BOD	6.93	4.16	28	12.10	-	-	-	-	89	11
Amm	1.47	1.16	28	2.81	-	-	-	22	78	-
DO	90.18	7.21	22	80.94	64	36	-	-	-	-

Overall Conf of Grade(%)
 A B C D E F

-	-	-	-	89	11
---	---	---	---	----	----

Face Value Grade : E

Sample Point No :4950090
 Name :BLACK BROOK AT GREETLAND

	YEAR 1994				Conf of Grade for det (%)					
	mean	sd	no	90/10%ile	A	B	C	D	E	F
BOD	1.77	0.60	34	2.56	37	63	-	-	-	-
Amm	0.08	0.05	34	0.14	98	2	-	-	-	-
DO	98.47	9.58	25	86.19	97	3	-	-	-	-

Overall Conf of Grade(%)
 A B C D E F

37	63	-	-	-	-
----	----	---	---	---	---

Face Value Grade : B

	YEAR 1990				Conf of Grade for det (%)					
	mean	sd	no	90/10%ile	A	B	C	D	E	F
BOD	2.29	1.44	11	4.06	-	46	40	11	3	-
Amm	0.10	0.14	11	0.22	39	56	5	-	-	-
DO	100.60	5.20	9	93.94	100	-	-	-	-	-

Overall Conf of Grade(%)
 A B C D E F

-	46	40	11	3	-
---	----	----	----	---	---

Face Value Grade : C

Sample Point No :4950100
 Name :BLACK BROOK DOWNSTREAM OF UPPER FIRTH HOUSE MILL

	YEAR 1994				Conf of Grade for det (%)					
	mean	sd	no	90/10%ile	A	B	C	D	E	F
BOD	1.32	0.44	32	1.90	100	-	-	-	-	-
Amm	0.05	0.04	32	0.10	100	-	-	-	-	-
DO	98.17	4.93	23	91.85	100	-	-	-	-	-

Overall Conf of Grade(%)
 A B C D E F

100	-	-	-	-	-
-----	---	---	---	---	---

Face Value Grade : A

	YEAR 1990				Conf of Grade for det (%)					
	mean	sd	no	90/10%ile	A	B	C	D	E	F
BOD	4.12	8.61	11	9.36	-	2	13	21	37	27
Amm	0.07	0.11	11	0.16	64	34	2	-	-	-
DO	90.11	16.57	9	68.87	3	39	35	17	6	-

Overall Conf of Grade(%)
 A B C D E F

-	-	-	36	37	27
---	---	---	----	----	----

Face Value Grade : E

Sample Point No :4950430
 Name :CHICKENLEY BECK AT MITCHELL LAITHES

	YEAR 1994				Conf of Grade for det (%)					
	mean	sd	no	90/10%ile	A	B	C	D	E	F
BOD	1.49	1.00	13	2.70	33	55	11	1	-	-
Amm	0.08	0.07	14	0.16	73	27	-	-	-	-
DO	89.31	9.73	13	76.84	15	76	9	-	-	-

Overall Conf of Grade (%)
 A B C D E F

12	76	11	1	-	-
----	----	----	---	---	---

Face Value Grade : B

	YEAR 1990				Conf of Grade for det (%)					
	mean	sd	no	90/10%ile	A	B	C	D	E	F
BOD	0.00	0.00	0	0.00						
Amm	0.00	0.00	0	0.00						
DO	0.00	0.00	0	0.00						

Overall Conf of Grade (%)
 A B C D E F

--	--	--	--	--	--

Face Value Grade :

Sample Point No :4950470
 Name :CLIFTON BECK AT BRIGHOUSE

	YEAR 1994				Conf of Grade for det (%)					
	mean	sd	no	90/10%ile	A	B	C	D	E	F
BOD	2.66	3.55	31	5.83	-	4	50	32	14	-
Amm	0.35	1.54	33	0.72	-	30	58	11	1	-
DO	99.00	15.74	25	78.83	37	58	5	-	-	-

Overall Conf of Grade (%)
 A B C D E F

-	-	54	32	14	-
---	---	----	----	----	---

Face Value Grade : C

	YEAR 1990				Conf of Grade for det (%)					
	mean	sd	no	90/10%ile	A	B	C	D	E	F
BOD	0.00	0.00	0	0.00						
Amm	0.00	0.00	0	0.00						
DO	0.00	0.00	0	0.00						

Overall Conf of Grade (%)
 A B C D E F

--	--	--	--	--	--

Face Value Grade :

Sample Point No :4950485
 Name :COLDEN WATER AT CALDER CONFLUENCE

	YEAR 1994				Conf of Grade for det (%)					
	mean	sd	no	90/10%ile	A	B	C	D	E	F
BOD	1.64	1.46	32	3.26	5	78	17	-	-	-
Amm	0.06	0.08	32	0.13	92	8	-	-	-	-
DO	100.00	13.18	26	83.11	76	24	-	-	-	-

Overall Conf of Grade(%)						
A	B	C	D	E	F	
5	78	17	-	-	-	

Face Value Grade : B

	YEAR 1990				Conf of Grade for det (%)					
	mean	sd	no	90/10%ile	A	B	C	D	E	F
BOD	1.51	0.66	13	2.36	60	39	1	-	-	-
Amm	0.09	0.14	13	0.20	49	48	3	-	-	-
DO	97.45	5.54	11	90.35	100	-	-	-	-	-

Overall Conf of Grade(%)						
A	B	C	D	E	F	
49	48	3	-	-	-	

Face Value Grade : B

Sample Point No :4950520
 Name :CRAGG BROOK AT MYTHOLMROYD.

	YEAR 1994				Conf of Grade for det (%)					
	mean	sd	no	90/10%ile	A	B	C	D	E	F
BOD	1.63	1.19	34	3.04	7	86	7	-	-	-
Amm	0.17	0.55	34	0.37	3	84	13	-	-	-
DO	99.07	13.52	27	81.74	66	34	-	-	-	-

Overall Conf of Grade(%)						
A	B	C	D	E	F	
-	87	13	-	-	-	

Face Value Grade : B

	YEAR 1990				Conf of Grade for det (%)					
	mean	sd	no	90/10%ile	A	B	C	D	E	F
BOD	1.20	0.49	14	1.84	94	6	-	-	-	-
Amm	0.14	0.15	14	0.29	7	88	5	-	-	-
DO	96.67	6.53	12	88.30	99	1	-	-	-	-

Overall Conf of Grade(%)						
A	B	C	D	E	F	
7	88	5	-	-	-	

Face Value Grade : B

Sample Point No :4950530
 Name :CRIMBLE CLOUGH AT WATERSIDE, SLAITHWAITE

	YEAR 1994				Conf of Grade for det (%)					
	mean	sd	no	90/10%ile	A	B	C	D	E	F
BOD	2.11	2.38	31	4.47	-	28	59	12	1	-
Amm	0.13	0.22	31	0.29	6	92	2	-	-	-
DO	95.04	7.89	26	84.93	97	3	-	-	-	-

Overall Conf of Grade (%)					
A	B	C	D	E	F
-	29	58	12	1	-

Face Value Grade : C

	YEAR 1990				Conf of Grade for det (%)					
	mean	sd	no	90/10%ile	A	B	C	D	E	F
BOD	9.31	20.92	9	21.13	-	-	-	2	22	76
Amm	0.45	0.68	11	1.00	-	8	57	26	8	1
DO	90.00	10.01	10	77.17	21	66	13	-	-	-

Overall Conf of Grade (%)					
A	B	C	D	E	F
-	-	-	-	24	76

Face Value Grade : F

Sample Point No :4950960
 Name :FENAY BECK AT CONF WETH R COLNE

	YEAR 1994				Conf of Grade for det (%)					
	mean	sd	no	90/10%ile	A	B	C	D	E	F
BOD	2.11	1.07	30	3.47	-	84	16	-	-	-
Amm	0.16	0.20	30	0.35	-	97	3	-	-	-
DO	93.44	21.25	25	66.21	-	22	59	18	1	-

Overall Conf of Grade (%)					
A	B	C	D	E	F
1	21	59	18	1	-

Face Value Grade : C

	YEAR 1990				Conf of Grade for det (%)					
	mean	sd	no	90/10%ile	A	B	C	D	E	F
BOD	0.00	0.00	0	0.00						
Amm	0.00	0.00	0	0.00						
DO	0.00	0.00	0	0.00						

Overall Conf of Grade (%)					
A	B	C	D	E	F

Face Value Grade :

Sample Point No :4951180
 Name :HALL DIKE ABOVE MELTHAM WPC WORKS.

	YEAR 1994				Conf of Grade for det (%)					
	mean	sd	no	90/10%ile	A	B	C	D	E	F
BOD	1.85	1.84	29	3.80	1	58	38	3	-	-
Amm	0.12	0.36	29	0.27	20	76	4	-	-	-
DO	101.15	8.82	25	89.85	100	-	-	-	-	-

Overall Conf of Grade(%)
 A B C D E F

-17	76	38	3	-	-
-----	----	----	---	---	---

Face Value Grade : B

	YEAR 1990				Conf of Grade for det (%)					
	mean	sd	no	90/10%ile	A	B	C	D	E	F
BOD	0.00	0.00	0	0.00						
Amm	0.00	0.00	0	0.00						
DO	0.00	0.00	0	0.00						

Overall Conf of Grade(%)
 A B C D E F

--	--	--	--	--	--

Face Value Grade :

Sample Point No :4951230
 Name :HEBBLE BROOK AT CALDER CONFLUENCE.

	YEAR 1994				Conf of Grade for det (%)					
	mean	sd	no	90/10%ile	A	B	C	D	E	F
BOD	3.29	3.72	33	6.97	-	-	21	49	30	-
Amm	0.41	0.96	33	0.93	-	5	75	19	1	-
DO	93.77	11.73	26	78.74	32	67	1	-	-	-

Overall Conf of Grade(%)
 A B C D E F

-	-	21	49	30	-
---	---	----	----	----	---

Face Value Grade : D

	YEAR 1990				Conf of Grade for det (%)					
	mean	sd	no	90/10%ile	A	B	C	D	E	F
BOD	4.12	6.07	28	9.17	-	-	4	25	64	7
Amm	0.26	0.27	28	0.54	-	65	35	-	-	-
DO	98.36	18.36	22	74.83	13	64	22	1	-	-

Overall Conf of Grade(%)
 A B C D E F

-	-	-	29	64	7
---	---	---	----	----	---

Face Value Grade : E

Sample Point No : 4951235
 Name : HEBBLE BROOK AT GREY STONES MILL

	YEAR 1994				Conf of Grade for det (%)					
	mean	sd	no	90/10%ile	A	B	C	D	E	F
BOD	3.01	3.72	32	6.50	-	-	34	43	23	-
Amm	0.46	0.76	32	1.04	-	1	74	25	-	-
DO	92.15	9.94	26	79.41	40	60	-	-	-	-

Overall Conf of Grade (%)
 A B C D E F

-	-	34	43	23	-
---	---	----	----	----	---

Face Value Grade : D

	YEAR 1990				Conf of Grade for det (%)					
	mean	sd	no	90/10%ile	A	B	C	D	E	F
BOD	2.37	1.78	27	4.47	-	23	69	8	-	-
Amm	0.18	0.24	27	0.39	-	90	10	-	-	-
DO	95.30	10.79	20	81.47	64	36	-	-	-	-

Overall Conf of Grade (%)
 A B C D E F

-	24	68	8	-	-
---	----	----	---	---	---

Face Value Grade : C

Sample Point No : 4951240
 Name : HEBDEN WATER AT HEBDEN BRIDGE.

	YEAR 1994				Conf of Grade for det (%)					
	mean	sd	no	90/10%ile	A	B	C	D	E	F
BOD	1.80	0.66	35	2.66	19	81	-	-	-	-
Amm	0.07	0.10	35	0.16	81	19	-	-	-	-
DO	96.73	16.46	30	75.64	11	76	13	-	-	-

Overall Conf of Grade (%)
 A B C D E F

6	81	13	-	-	-
---	----	----	---	---	---

Face Value Grade : B

	YEAR 1990				Conf of Grade for det (%)					
	mean	sd	no	90/10%ile	A	B	C	D	E	F
BOD	1.62	0.94	33	2.79	16	83	1	-	-	-
Amm	0.09	0.13	34	0.20	50	50	-	-	-	-
DO	98.71	6.78	31	90.02	100	-	-	-	-	-

Overall Conf of Grade (%)
 A B C D E F

16	83	1	-	-	-
----	----	---	---	---	---

Face Value Grade : B

Sample Point No :4951285
 Name :HOLYWELL BROOK AT GREETLAND

	YEAR 1994				Conf of Grade for det (%)					
	mean	sd	no	90/10%ile	A	B	C	D	E	F
BOD	1.70	0.99	34	2.94	7	91	2	-	-	-
Amm	0.07	0.05	34	0.13	99	1	-	-	-	-
DO	99.89	7.49	25	90.29	100	-	-	-	-	-

Overall Conf of Grade(%)
 A B C D E F

7	91	2	-	-	-
---	----	---	---	---	---

Face Value Grade : B

	YEAR 1990				Conf of Grade for det (%)					
	mean	sd	no	90/10%ile	A	B	C	D	E	F
BOD	0.00	0.00	0	0.00						
Amm	0.00	0.00	0	0.00						
DO	0.00	0.00	0	0.00						

Overall Conf of Grade(%)
 A B C D E F

--	--	--	--	--	--

Face Value Grade :

Sample Point No :4951310
 Name :HOWLEY BECK BELOW CONFLUENCE WITH LADY ANN DIKE

	YEAR 1994				Conf of Grade for det (%)					
	mean	sd	no	90/10%ile	A	B	C	D	E	F
BOD	2.13	4.11	16	4.84	3	26	36	16	17	2
Amm	0.38	0.27	16	0.70	-	19	79	2	-	-
DO	88.38	9.82	13	75.80	8	78	14	-	-	-

Overall Conf of Grade(%)
 A B C D E F

-	-	65	16	17	2
---	---	----	----	----	---

Face Value Grade : C

	YEAR 1990				Conf of Grade for det (%)					
	mean	sd	no	90/10%ile	A	B	C	D	E	F
BOD	0.00	0.00	0	0.00						
Amm	0.00	0.00	0	0.00						
DO	0.00	0.00	0	0.00						

Overall Conf of Grade(%)
 A B C D E F

--	--	--	--	--	--

Face Value Grade :

Sample Point No :4951320
 Name :HOYLE HOUSE BROOK AT BLACK ROCK MILLS

	YEAR 1994				Conf of Grade for det (%)					
	mean	sd	no	90/10%ile	A	B	C	D	E	F
BOD	2.93	1.74	13	5.10	-	8	63	23	6	-
Amm	0.20	0.23	13	0.43	-	76	23	1	-	-
DO	98.88	6.71	10	90.28	99	1	-	-	-	-

Overall Conf of Grade(%)
 A B C D E F

-	8	63	23	6	-
---	---	----	----	---	---

Face Value Grade : C

	YEAR 1990				Conf of Grade for det (%)					
	mean	sd	no	90/10%ile	A	B	C	D	E	F
BOD	0.00	0.00	0	0.00						
Amm	0.00	0.00	0	0.00						
DO	0.00	0.00	0	0.00						

Overall Conf of Grade(%)
 A B C D E F

--	--	--	--	--	--

Face Value Grade :

Sample Point No :4951325
 Name :HUDDERSFIELD NARROW CANAL AT HUDDERSFIELD POLY

	YEAR 1994				Conf of Grade for det (%)					
	mean	sd	no	90/10%ile	A	B	C	D	E	F
BOD	2.12	0.71	13	3.05	2	92	6	-	-	-
Amm	0.09	0.08	13	0.18	61	39	-	-	-	-
DO	72.00	16.56	10	50.78	-	-	5	48	47	-

Overall Conf of Grade(%)
 A B C D E F

-	-	6	47	47	-
---	---	---	----	----	---

Face Value Grade : D

	YEAR 1990				Conf of Grade for det (%)					
	mean	sd	no	90/10%ile	A	B	C	D	E	F
BOD	1.65	0.93	10	2.82	26	59	14	1	-	-
Amm	0.06	0.06	10	0.12	81	19	-	-	-	-
DO	90.78	11.00	9	76.68	20	60	18	2	-	-

Overall Conf of Grade(%)
 A B C D E F

20	60	18	2	-	-
----	----	----	---	---	---

Face Value Grade : B

Sample Point No :4951670
 Name :LUDDENDEN BROOK AT LUDDENDEN FOOT

	YEAR 1994				Conf of Grade for det (%)					
	mean	sd	no	90/10%ile	A	B	C	D	E	F
BOD	2.45	2.14	34	4.84	-	10	74	15	1	-
Amm	0.07	0.07	34	0.14	92	8	-	-	-	-
DO	98.21	12.72	28	81.91	68	32	-	-	-	-

Overall Conf of Grade(%)
 A B C D E F

-	10	74	15	1	-
---	----	----	----	---	---

Face Value Grade : C

	YEAR 1990				Conf of Grade for det (%)					
	mean	sd	no	90/10%ile	A	B	C	D	E	F
BOD	1.71	0.70	12	2.62	35	62	3	-	-	-
Amm	0.11	0.20	12	0.25	28	62	9	1	-	-
DO	99.20	3.68	10	94.48	100	-	-	-	-	-

Overall Conf of Grade(%)
 A B C D E F

28	62	9	1	-	-
----	----	---	---	---	---

Face Value Grade : B

Sample Point No :4951690
 Name :MAG BROOK AT COCKING STEPS.

	YEAR 1994				Conf of Grade for det (%)					
	mean	sd	no	90/10%ile	A	B	C	D	E	F
BOD	2.22	0.82	32	3.29	-	97	3	-	-	-
Amm	0.10	0.08	33	0.19	58	42	-	-	-	-
DO	96.92	13.56	24	79.54	44	54	2	-	-	-

Overall Conf of Grade(%)
 A B C D E F

-	97	3	-	-	-
---	----	---	---	---	---

Face Value Grade : B

	YEAR 1990				Conf of Grade for det (%)					
	mean	sd	no	90/10%ile	A	B	C	D	E	F
BOD	4.40	0.92	10	5.61	-	-	69	31	-	-
Amm	0.20	0.20	11	0.41	-	77	22	1	-	-
DO	91.70	8.10	10	81.32	59	39	2	-	-	-

Overall Conf of Grade(%)
 A B C D E F

-	-	69	31	-	-
---	---	----	----	---	---

Face Value Grade : C

Sample Point No :4951700
 Name :MAG BROOK AT HONLEY

	YEAR 1994				Conf of Grade for det (%)					
	mean	sd	no	90/10%ile	A	B	C	D	E	F
BOD	2.50	1.32	60	4.17	-	29	71	-	-	-
Amm	0.13	0.23	61	0.29	2	98	-	-	-	-
DO	94.23	12.36	52	78.39	22	78	-	-	-	-

Overall Conf of Grade(%)
 A B C D E F

24 5 71 - - -

Face Value Grade : C

	YEAR 1990				Conf of Grade for det (%)					
	mean	sd	no	90/10%ile	A	B	C	D	E	F
BOD	3.37	1.71	30	5.55	-	-	70	29	1	-
Amm	0.20	0.22	32	0.42	-	92	8	-	-	-
DO	94.41	16.98	27	72.65	3	66	30	1	-	-

Overall Conf of Grade(%)
 A B C D E F

- - 70 29 1 -

Face Value Grade : C

Sample Point No :4951840
 Name :NEW MILL DIKE AT LUKE LANE, THONGSBRIDGE

	YEAR 1994				Conf of Grade for det (%)					
	mean	sd	no	90/10%ile	A	B	C	D	E	F
BOD	1.49	0.66	18	2.34	64	36	-	-	-	-
Amm	0.07	0.06	18	0.14	88	12	-	-	-	-
DO	100.48	5.43	13	93.52	100	-	-	-	-	-

Overall Conf of Grade(%)
 A B C D E F

64 36 - - - -

Face Value Grade : A

	YEAR 1990				Conf of Grade for det (%)					
	mean	sd	no	90/10%ile	A	B	C	D	E	F
BOD	0.00	0.00	0	0.00						
Amm	0.00	0.00	0	0.00						
DO	0.00	0.00	0	0.00						

Overall Conf of Grade(%)
 A B C D E F

Face Value Grade :

Sample Point No : 4951895
 Name : OVENDEN BROOK AT CANAL DYEING

	YEAR 1994				Conf of Grade for det (%)					
	mean	sd	no	90/10%ile	A	B	C	D	E	F
BOD	4.92	6.66	12	10.81	-	-	3	14	55	28
Amm	0.12	0.21	12	0.27	21	67	11	1	-	-
DO	80.64	20.12	11	54.86	-	1	21	43	35	-

Overall Conf of Grade (%)
 A B C D E F

-	-	-	18	54	28
---	---	---	----	----	----

Face Value Grade : E

	YEAR 1990				Conf of Grade for det (%)					
	mean	sd	no	90/10%ile	A	B	C	D	E	F
BOD	0.00	0.00	0	0.00						
Amm	0.00	0.00	0	0.00						
DO	0.00	0.00	0	0.00						

Overall Conf of Grade (%)
 A B C D E F

--	--	--	--	--	--

Face Value Grade :

Sample Point No : 4951955
 Name : RAMSDEN CLOUGH BELOW WALSDEN PRINTING

	YEAR 1994				Conf of Grade for det (%)					
	mean	sd	no	90/10%ile	A	B	C	D	E	F
BOD	1.43	0.77	18	2.40	57	42	1	-	-	-
Amm	0.04	0.04	18	0.08	99	1	-	-	-	-
DO	99.80	6.82	16	91.06	100	-	-	-	-	-

Overall Conf of Grade (%)
 A B C D E F

57	42	1	-	-	-
----	----	---	---	---	---

Face Value Grade : A

	YEAR 1990				Conf of Grade for det (%)					
	mean	sd	no	90/10%ile	A	B	C	D	E	F
BOD	1.47	0.54	13	2.18	77	23	-	-	-	-
Amm	0.05	0.07	13	0.11	86	14	-	-	-	-
DO	97.73	16.61	11	76.44	26	48	21	5	-	-

Overall Conf of Grade (%)
 A B C D E F

26	48	21	5	-	-
----	----	----	---	---	---

Face Value Grade : B

Sample Point No :4951970
 Name :RED BECK AT BROOKFOOT

	YEAR 1994				Conf of Grade for det (%)					
	mean	sd	no	90/10%ile	A	B	C	D	E	F
BOD	2.09	0.94	34	3.30	-	94	6	-	-	-
Amm	0.12	0.11	34	0.24	12	88	-	-	-	-
DO	93.84	9.62	25	81.51	68	32	-	-	-	-

Overall Conf of Grade (%)
 A B C D E F

-	94	6	-	-	-
---	----	---	---	---	---

Face Value Grade : B

	YEAR 1990				Conf of Grade for det (%)					
	mean	sd	no	90/10%ile	A	B	C	D	E	F
BOD	2.36	1.71	14	4.39	-	31	52	14	3	-
Amm	0.13	0.10	14	0.25	15	84	1	-	-	-
DO	96.42	15.58	12	76.45	24	53	20	3	-	-

Overall Conf of Grade (%)
 A B C D E F

-	32	51	14	3	-
---	----	----	----	---	---

Face Value Grade : C

Sample Point No :4952170
 Name :RIVER CALDER AT BREARLEY WEIR

	YEAR 1994				Conf of Grade for det (%)					
	mean	sd	no	90/10%ile	A	B	C	D	E	F
BOD	2.23	0.81	71	3.29	-	100	-	-	-	-
Amm	0.24	0.27	71	0.51	-	85	15	-	-	-
DO	93.19	15.52	58	73.30	-	85	15	-	-	-

Overall Conf of Grade (%)
 A B C D E F

-	85	15	-	-	-
---	----	----	---	---	---

Face Value Grade : B

	YEAR 1990				Conf of Grade for det (%)					
	mean	sd	no	90/10%ile	A	B	C	D	E	F
BOD	2.67	2.02	33	5.04	-	5	77	17	1	-
Amm	0.23	0.19	34	0.45	-	93	7	-	-	-
DO	96.06	9.93	33	83.33	88	12	-	-	-	-

Overall Conf of Grade (%)
 A B C D E F

-	5	77	17	1	-
---	---	----	----	---	---

Face Value Grade : C

Sample Point No :4952175
 Name :RIVER CALDER AT CENTRE VALE PARK

	YEAR 1994				Conf of Grade for det (%)					
	mean	sd	no	90/10%ile	A	B	C	D	E	F
BOD	1.50	1.05	33	2.76	22	76	2	-	-	-
Amm	0.06	0.07	34	0.13	96	4	-	-	-	-
DO	101.77	20.25	26	75.82	18	63	18	1	-	-

Overall Conf of Grade(%)
 A B C D E F

5	76	18	1	-	-
---	----	----	---	---	---

Face Value Grade : B

	YEAR 1990				Conf of Grade for det (%)					
	mean	sd	no	90/10%ile	A	B	C	D	E	F
BOD	0.00	0.00	0	0.00						
Amm	0.00	0.00	0	0.00						
DO	0.00	0.00	0	0.00						

Overall Conf of Grade(%)
 A B C D E F

--	--	--	--	--	--

Face Value Grade :

Sample Point No :4952180
 Name :RIVER CALDER AT COOPER BRIDGE

	YEAR 1994				Conf of Grade for det (%)					
	mean	sd	no	90/10%ile	A	B	C	D	E	F
BOD	3.21	1.52	147	5.16	-	-	100	-	-	-
Amm	0.82	0.66	149	1.58	-	-	-	100	-	-
DO	86.02	13.35	118	68.91	-	24	76	-	-	-

Overall Conf of Grade(%)
 A B C D E F

-	-	-	100	-	-
---	---	---	-----	---	---

Face Value Grade : D

	YEAR 1990				Conf of Grade for det (%)					
	mean	sd	no	90/10%ile	A	B	C	D	E	F
BOD	3.70	1.94	80	6.16	-	-	35	65	-	-
Amm	0.88	0.61	81	1.61	-	-	1	99	-	-
DO	87.51	12.58	43	71.39	-	68	32	-	-	-

Overall Conf of Grade(%)
 A B C D E F

-	-	1	99	-	-
---	---	---	----	---	---

Face Value Grade : D

Sample Point No :4952190
 Name :RIVER CALDER AT COPLEY CHURCH

	YEAR 1994				Conf of Grade for det (%)					
	mean	sd	no	90/10%ile	A	B	C	D	E	F
BOD	2.35	0.91	68	3.54	-	96	4	-	-	-
Amm	0.36	0.31	68	0.71	-	7	93	-	-	-
DO	94.51	14.08	55	76.47	6	92	2	-	-	-

Overall Conf of Grade(%)
 A B C D E F

6	-	94	-	-	-
---	---	----	---	---	---

Face Value Grade : C

	YEAR 1990				Conf of Grade for det (%)					
	mean	sd	no	90/10%ile	A	B	C	D	E	F
BOD	2.95	1.48	33	4.84	-	3	92	5	-	-
Amm	0.35	0.27	34	0.67	-	23	77	-	-	-
DO	97.06	8.83	33	85.74	99	1	-	-	-	-

Overall Conf of Grade(%)
 A B C D E F

-	3	92	5	-	-
---	---	----	---	---	---

Face Value Grade : C

Sample Point No :4952200
 Name :RIVER CALDER AT DEWSBURY

	YEAR 1994				Conf of Grade for det (%)					
	mean	sd	no	90/10%ile	A	B	C	D	E	F
BOD	6.44	2.84	148	10.11	-	-	-	-	100	-
Amm	1.82	1.09	150	3.17	-	-	-	-	100	-
DO	80.15	13.42	115	62.95	-	-	94	6	-	-

Overall Conf of Grade(%)
 A B C D E F

-	-	-	-	100	-
---	---	---	---	-----	---

Face Value Grade : E

	YEAR 1990				Conf of Grade for det (%)					
	mean	sd	no	90/10%ile	A	B	C	D	E	F
BOD	8.15	3.68	79	12.90	-	-	-	-	98	2
Amm	2.65	1.57	80	4.60	-	-	-	-	100	-
DO	81.16	18.27	64	57.75	-	-	21	78	1	-

Overall Conf of Grade(%)
 A B C D E F

-	-	-	-	98	2
---	---	---	---	----	---

Face Value Grade : E

Sample Point No : 4952230
 Name : RIVER CALDER AT HEBDEN BRIDGE.

	YEAR 1994				Conf of Grade for det (%)					
	mean	sd	no	90/10%ile	A	B	C	D	E	F
BOD	2.45	1.81	144	4.59	-	2	98	-	-	-
Amm	0.27	0.34	146	0.59	-	58	42	-	-	-
DO	92.74	13.84	117	75.00	-	100	-	-	-	-

Overall Conf of Grade (%)

A	B	C	D	E	F
-	2	98	-	-	-

Face Value Grade : C

	YEAR 1990				Conf of Grade for det (%)					
	mean	sd	no	90/10%ile	A	B	C	D	E	F
BOD	2.24	0.94	79	3.46	-	98	2	-	-	-
Amm	0.32	0.29	80	0.64	-	27	73	-	-	-
DO	96.83	10.26	71	83.68	98	2	-	-	-	-

Overall Conf of Grade (%)

A	B	C	D	E	F
-	27	73	-	-	-

Face Value Grade : C

Sample Point No : 4952240
 Name : RIVER CALDER AT HEPTONSTALL TURNING CIRCLE.

	YEAR 1994				Conf of Grade for det (%)					
	mean	sd	no	90/10%ile	A	B	C	D	E	F
BOD	3.36	2.48	71	6.29	-	-	31	67	2	-
Amm	0.49	0.74	71	1.09	-	-	81	19	-	-
DO	93.81	13.80	59	76.12	4	95	1	-	-	-

Overall Conf of Grade (%)

A	B	C	D	E	F
-	-	31	67	2	-

Face Value Grade : D

	YEAR 1990				Conf of Grade for det (%)					
	mean	sd	no	90/10%ile	A	B	C	D	E	F
BOD	3.48	2.24	33	6.22	-	-	38	55	7	-
Amm	0.52	0.72	34	1.15	-	-	67	33	-	-
DO	95.18	10.69	33	81.48	69	31	-	-	-	-

Overall Conf of Grade (%)

A	B	C	D	E	F
-	-	38	55	7	-

Face Value Grade : D

Sample Point No :4952250
 Name :RIVER CALDER AT MIRFIELD (BATTYFORD IRON BRIDGE)

	YEAR 1994				Conf of Grade for det (%)					
	mean	sd	no	90/10%ile	A	B	C	D	E	F
BOD	8.55	4.18	146	13.90	-	-	-	-	91	9
Amm	2.01	1.30	149	3.60	-	-	-	-	100	-
DO	83.02	12.61	117	66.86	-	2	98	-	-	-

Overall Conf of Grade (%)
 A B C D E F

-	-	-	-	91	9
---	---	---	---	----	---

Face Value Grade : E

	YEAR 1990				Conf of Grade for det (%)					
	mean	sd	no	90/10%ile	A	B	C	D	E	F
BOD	10.71	5.41	85	17.61	-	-	-	-	1	99
Amm	2.99	1.87	86	5.29	-	-	-	-	100	-
DO	81.70	19.51	71	56.70	-	-	12	85	3	-

Overall Conf of Grade (%)
 A B C D E F

-	-	-	-	1	99
---	---	---	---	---	----

Face Value Grade : F

Sample Point No :4952260
 Name :RIVER CALDER AT NORTH DENE BRIDGE

	YEAR 1994				Conf of Grade for det (%)					
	mean	sd	no	90/10%ile	A	B	C	D	E	F
BOD	4.70	2.82	146	8.20	-	-	-	33	67	-
Amm	1.38	1.06	147	2.62	-	-	-	26	74	-
DO	90.06	12.38	113	74.19	-	99	1	-	-	-

Overall Conf of Grade (%)
 A B C D E F

-	-	-	26	74	-
---	---	---	----	----	---

Face Value Grade : E

	YEAR 1990				Conf of Grade for det (%)					
	mean	sd	no	90/10%ile	A	B	C	D	E	F
BOD	4.09	2.09	33	6.75	-	-	11	78	11	-
Amm	1.29	1.13	34	2.55	-	-	-	45	55	-
DO	93.82	13.37	33	76.69	11	85	4	-	-	-

Overall Conf of Grade (%)
 A B C D E F

-	-	-	45	55	-
---	---	---	----	----	---

Face Value Grade : E

Sample Point No : 4952265
 Name : RIVER CALDER AT PORTSMOUTH

	YEAR 1994				Conf of Grade for det (%)					
	mean	sd	no	90/10%ile	A	B	C	D	E	F
BOD	1.79	1.00	16	3.05	9	78	13	-	-	-
Amm	0.28	0.35	16	0.61	-	48	48	4	-	-
DO	98.81	10.06	16	85.92	90	10	-	-	-	-

Overall Conf of Grade (%)
 A B C D E F

-	49	47	4	-	-
---	----	----	---	---	---

Face Value Grade : C

	YEAR 1990				Conf of Grade for det (%)					
	mean	sd	no	90/10%ile	A	B	C	D	E	F
BOD	1.56	0.65	13	2.40	57	42	1	-	-	-
Amm	0.34	0.53	13	0.76	-	24	58	16	2	-
DO	94.33	16.69	9	72.94	12	48	26	11	3	-

Overall Conf of Grade (%)
 A B C D E F

-	24	57	16	3	-
---	----	----	----	---	---

Face Value Grade : C

Sample Point No : 4952270
 Name : RIVER CALDER AT RASTRICK ROAD BRIDGE

	YEAR 1994				Conf of Grade for det (%)					
	mean	sd	no	90/10%ile	A	B	C	D	E	F
BOD	3.12	1.23	34	4.72	-	2	97	1	-	-
Amm	0.88	0.61	33	1.61	-	-	4	95	1	-
DO	80.52	17.27	27	58.39	-	-	34	59	7	-

Overall Conf of Grade (%)
 A B C D E F

-	-	-	93	7	-
---	---	---	----	---	---

Face Value Grade : D

	YEAR 1990				Conf of Grade for det (%)					
	mean	sd	no	90/10%ile	A	B	C	D	E	F
BOD	3.41	1.22	33	5.01	-	-	97	3	-	-
Amm	1.11	0.93	34	2.17	-	-	-	76	24	-
DO	87.06	18.04	32	63.94	-	5	72	23	-	-

Overall Conf of Grade (%)
 A B C D E F

-	-	-	76	24	-
---	---	---	----	----	---

Face Value Grade : D

Sample Point No :4952280
 Name :RIVER CALDER AT SOWERBY BRIDGE

	YEAR 1994				Conf of Grade for det (%)					
	mean	sd	no	90/10%ile	A	B	C	D	E	F
BOD	2.14	0.74	36	3.11	-	100	-	-	-	-
Amm	0.23	0.21	36	0.46	-	90	10	-	-	-
DO	91.89	16.70	28	70.49	1	53	44	2	-	-

Overall Conf of Grade (%)
 A B C D E F

-	54	44	2	-	-
---	----	----	---	---	---

Face Value Grade : B

	YEAR 1990				Conf of Grade for det (%)					
	mean	sd	no	90/10%ile	A	B	C	D	E	F
BOD	2.27	1.15	32	3.74	-	69	31	-	-	-
Amm	0.28	0.20	33	0.52	-	79	21	-	-	-
DO	97.39	8.89	31	86.00	99	1	-	-	-	-

Overall Conf of Grade (%)
 A B C D E F

-	69	31	-	-	-
---	----	----	---	---	---

Face Value Grade : B

Sample Point No :4952290
 Name :RIVER CALDER AT WOODHOUSE ROAD BRIDGE

	YEAR 1994				Conf of Grade for det (%)					
	mean	sd	no	90/10%ile	A	B	C	D	E	F
BOD	1.81	1.26	32	3.32	2	83	15	-	-	-
Amm	0.16	0.14	33	0.32	-	100	-	-	-	-
DO	96.63	16.96	28	74.89	9	73	18	-	-	-

Overall Conf of Grade (%)
 A B C D E F

-	82	18	-	-	-
---	----	----	---	---	---

Face Value Grade : B

	YEAR 1990				Conf of Grade for det (%)					
	mean	sd	no	90/10%ile	A	B	C	D	E	F
BOD	1.93	1.26	33	3.47	-	80	20	-	-	-
Amm	0.19	0.14	33	0.36	-	100	-	-	-	-
DO	101.30	10.82	32	87.43	99	1	-	-	-	-

Overall Conf of Grade (%)
 A B C D E F

-	80	20	-	-	-
---	----	----	---	---	---

Face Value Grade : B

Sample Point No :4952320
Name :RIVER COLNE AT COLNEBRIDGE

	YEAR 1994				Conf of Grade for det (%)					
	mean	sd	no	90/10%ile	A	B	C	D	E	F
BOD	3.77	3.86	147	7.80	-	-	-	60	40	-
Amm	0.38	0.52	149	0.84	-	-	100	-	-	-
DO	89.98	16.36	116	69.01	-	30	70	-	-	-

Overall Conf of Grade(%)
A B C D E F

-	-	-	60	40	-
---	---	---	----	----	---

Face Value Grade : D

	YEAR 1990				Conf of Grade for det (%)					
	mean	sd	no	90/10%ile	A	B	C	D	E	F
BOD	3.90	3.61	82	7.84	-	-	1	55	44	-
Amm	0.41	0.41	82	0.84	-	-	100	-	-	-
DO	94.65	11.46	69	79.96	49	51	-	-	-	-

Overall Conf of Grade(%)
A B C D E F

-	-	1	55	44	-
---	---	---	----	----	---

Face Value Grade : D

Sample Point No :4952340
Name :RIVER COLNE AT KINGS MILL

	YEAR 1994				Conf of Grade for det (%)					
	mean	sd	no	90/10%ile	A	B	C	D	E	F
BOD	2.40	1.00	65	3.70	-	85	15	-	-	-
Amm	0.12	0.12	66	0.25	5	95	-	-	-	-
DO	100.87	14.41	49	82.40	77	23	-	-	-	-

Overall Conf of Grade(%)
A B C D E F

-	85	15	-	-	-
---	----	----	---	---	---

Face Value Grade : B

	YEAR 1990				Conf of Grade for det (%)					
	mean	sd	no	90/10%ile	A	B	C	D	E	F
BOD	2.96	1.61	32	4.99	-	1	88	11	-	-
Amm	0.13	0.19	33	0.29	5	94	1	-	-	-
DO	98.12	15.24	25	78.59	34	61	5	-	-	-

Overall Conf of Grade(%)
A B C D E F

-	1	88	11	-	-
---	---	----	----	---	---

Face Value Grade : C

Sample Point No :4952360
 Name :RIVER COLNE AT LONGROYDS BRIDGE

	YEAR 1994				Conf of Grade for det (%)					
	mean	sd	no	90/10%ile	A	B	C	D	E	F
BOD	2.54	1.47	58	4.38	-	15	85	-	-	-
Amm	0.15	0.15	58	0.31	-	100	-	-	-	-
DO	100.65	13.19	43	83.75	88	12	-	-	-	-

Overall Conf of Grade (%)
 A B C D E F

-	15	85	-	-	-
---	----	----	---	---	---

Face Value Grade : C

	YEAR 1990				Conf of Grade for det (%)					
	mean	sd	no	90/10%ile	A	B	C	D	E	F
BOD	2.31	1.46	29	4.10	-	42	56	2	-	-
Amm	0.07	0.07	31	0.14	91	9	-	-	-	-
DO	101.00	14.54	24	82.37	68	31	1	-	-	-

Overall Conf of Grade (%)
 A B C D E F

-	42	56	2	-	-
---	----	----	---	---	---

Face Value Grade : C

Sample Point No :4952370
 Name :R COLNE AT MARSDEN U/S CONF WESSENDEN BROOK

	YEAR 1994				Conf of Grade for det (%)					
	mean	sd	no	90/10%ile	A	B	C	D	E	F
BOD	1.60	0.85	33	2.68	25	75	-	-	-	-
Amm	0.06	0.05	33	0.12	100	-	-	-	-	-
DO	96.73	10.68	26	83.04	81	19	-	-	-	-

Overall Conf of Grade (%)
 A B C D E F

25	75	-	-	-	-
----	----	---	---	---	---

Face Value Grade : B

	YEAR 1990				Conf of Grade for det (%)					
	mean	sd	no	90/10%ile	A	B	C	D	E	F
BOD	1.61	0.88	10	2.72	32	56	11	1	-	-
Amm	0.12	0.08	11	0.22	34	66	-	-	-	-
DO	99.67	7.95	9	89.48	95	5	-	-	-	-

Overall Conf of Grade (%)
 A B C D E F

22	66	11	1	-	-
----	----	----	---	---	---

Face Value Grade : B

Sample Point No :4952390
 Name :R COLNE AT SLAITHWAITE FOOTBRIDGE

	YEAR 1994				Conf of Grade for det (%)					
	mean	sd	no	90/10%ile	A	B	C	D	E	F
BOD	1.59	0.85	49	2.67	23	77	-	-	-	-
Amm	0.10	0.17	49	0.23	27	73	-	-	-	-
DO	102.17	9.73	38	89.70	100	-	-	-	-	-

Overall Conf of Grade(%)
 A B C D E F

23	77	-	-	-	-
----	----	---	---	---	---

Face Value Grade : B

	YEAR 1990				Conf of Grade for det (%)					
	mean	sd	no	90/10%ile	A	B	C	D	E	F
BOD	2.40	1.90	11	4.60	-	27	47	17	9	-
Amm	0.11	0.08	12	0.21	45	55	-	-	-	-
DO	98.91	8.79	11	87.65	93	7	-	-	-	-

Overall Conf of Grade(%)
 A B C D E F

-	28	46	17	9	-
---	----	----	----	---	---

Face Value Grade : C

Sample Point No :4952400
 Name :RIVER COLNE AT TOP WEIR (ASHGROVE ROAD)

	YEAR 1994				Conf of Grade for det (%)					
	mean	sd	no	90/10%ile	A	B	C	D	E	F
BOD	3.17	1.74	141	5.36	-	-	96	4	-	-
Amm	0.15	0.15	143	0.31	-	100	-	-	-	-
DO	94.95	14.33	113	76.59	2	98	-	-	-	-

Overall Conf of Grade(%)
 A B C D E F

-	-	96	4	-	-
---	---	----	---	---	---

Face Value Grade : C

	YEAR 1990				Conf of Grade for det (%)					
	mean	sd	no	90/10%ile	A	B	C	D	E	F
BOD	4.10	2.44	81	7.14	-	-	1	88	11	-
Amm	0.25	0.28	82	0.53	-	80	20	-	-	-
DO	99.00	12.24	65	83.31	92	8	-	-	-	-

Overall Conf of Grade(%)
 A B C D E F

-	-	1	88	11	-
---	---	---	----	----	---

Face Value Grade : D

Sample Point No :4952445
 Name :RIVER HOLME AT HOLMFIRTH TOWN CENTRE (BELOW R.RIBB)

	YEAR 1994				Conf of Grade for det (%)					
	mean	sd	no	90/10%ile	A	B	C	D	E	F
BOD	2.51	3.99	33	5.63	-	7	51	29	13	-
Amm	0.12	0.13	33	0.25	10	90	-	-	-	-
DO	98.00	11.45	24	83.33	80	20	-	-	-	-

Overall Conf of Grade (%)
 A B C D E F

-	7	51	29	13	-
---	---	----	----	----	---

Face Value Grade : C

	YEAR 1990				Conf of Grade for det (%)					
	mean	sd	no	90/10%ile	A	B	C	D	E	F
BOD	1.66	0.62	11	2.47	52	47	1	-	-	-
Amm	0.14	0.30	11	0.32	14	66	17	3	-	-
DO	99.60	5.08	10	93.09	100	-	-	-	-	-

Overall Conf of Grade (%)
 A B C D E F

14	66	17	3	-	-
----	----	----	---	---	---

Face Value Grade : B

Sample Point No :4952450
 Name :RIVER HOLME AT HONLEY

	YEAR 1994				Conf of Grade for det (%)					
	mean	sd	no	90/10%ile	A	B	C	D	E	F
BOD	3.08	1.43	62	4.92	-	-	99	1	-	-
Amm	0.21	0.22	63	0.44	-	97	3	-	-	-
DO	98.98	14.53	51	80.36	54	45	1	-	-	-

Overall Conf of Grade (%)
 A B C D E F

-	-	99	1	-	-
---	---	----	---	---	---

Face Value Grade : C

	YEAR 1990				Conf of Grade for det (%)					
	mean	sd	no	90/10%ile	A	B	C	D	E	F
BOD	3.61	1.49	31	5.55	-	-	75	25	-	-
Amm	0.23	0.22	33	0.47	-	86	14	-	-	-
DO	95.33	12.07	27	79.86	48	51	1	-	-	-

Overall Conf of Grade (%)
 A B C D E F

-	-	75	25	-	-
---	---	----	----	---	---

Face Value Grade : C

Sample Point No :4952460
 Name :RIVER HOLME AT QUEENS MILL

	YEAR 1994				Conf of Grade for det (%)					
	mean	sd	no	90/10%ile	A	B	C	D	E	F
BOD	2.64	1.55	146	4.57	-	1	99	-	-	-
Amm	0.17	0.23	147	0.37	-	100	-	-	-	-
DO	95.73	15.81	117	75.47	-	99	1	-	-	-

Overall Conf of Grade(%)
 A B C D E F

1 - 99 - - -

Face Value Grade : C

	YEAR 1990				Conf of Grade for det (%)					
	mean	sd	no	90/10%ile	A	B	C	D	E	F
BOD	3.27	1.71	80	5.44	-	-	88	12	-	-
Amm	0.22	0.24	81	0.46	-	96	4	-	-	-
DO	96.21	12.30	43	80.45	56	44	-	-	-	-

Overall Conf of Grade(%)
 A B C D E F

- - 88 12 - -

Face Value Grade' : C

Sample Point No :4952465
 Name :R HOLME AT SMITHY PLACE, BROCKHOLES

	YEAR 1994				Conf of Grade for det (%)					
	mean	sd	no	90/10%ile	A	B	C	D	E	F
BOD	1.84	1.61	17	3.64	3	58	32	6	1	-
Amm	0.05	0.06	17	0.11	93	7	-	-	-	-
DO	102.09	8.53	11	91.16	98	2	-	-	-	-

Overall Conf of Grade(%)
 A B C D E F

3 58 32 6 1 -

Face Value Grade : B

	YEAR 1990				Conf of Grade for det (%)					
	mean	sd	no	90/10%ile	A	B	C	D	E	F
BOD	0.00	0.00	0	0.00						
Amm	0.00	0.00	0	0.00						
DO	0.00	0.00	0	0.00						

Overall Conf of Grade(%)
 A B C D E F

Face Value Grade :

Sample Point No :4952480
 Name :RIVER RIBBLE AT BADDELEY COACHES, HOLMFIRTH

	YEAR 1994				Conf of Grade for det (%)					
	mean	sd	no	90/10%ile	A	B	C	D	E	F
BOD	1.47	0.67	16	2.33	64	36	-	-	-	-
Amm	0.03	0.02	16	0.05	100	-	-	-	-	-
DO	97.73	4.96	11	91.37	100	-	-	-	-	-

Overall Conf of Grade(%)
 A B C D E F

64	36	-	-	-	-
----	----	---	---	---	---

Face Value Grade : A

	YEAR 1990				Conf of Grade for det (%)					
	mean	sd	no	90/10%ile	A	B	C	D	E	F
BOD	0.00	0.00	0	0.00						
Amm	0.00	0.00	0	0.00						
DO	0.00	0.00	0	0.00						

Overall Conf of Grade(%)
 A B C D E F

--	--	--	--	--	--

Face Value Grade :

Sample Point No :4952510
 Name :RIVER RYBURN AT SOWERBY BRIDGE

	YEAR 1994				Conf of Grade for det (%)					
	mean	sd	no	90/10%ile	A	B	C	D	E	F
BOD	2.15	0.68	37	3.05	-	100	-	-	-	-
Amm	0.08	0.06	37	0.15	95	5	-	-	-	-
DO	100.30	16.22	32	79.51	44	54	2	-	-	-

Overall Conf of Grade(%)
 A B C D E F

-	98	2	-	-	-
---	----	---	---	---	---

Face Value Grade : B

	YEAR 1990				Conf of Grade for det (%)					
	mean	sd	no	90/10%ile	A	B	C	D	E	F
BOD	2.03	0.79	32	3.06	-	99	1	-	-	-
Amm	0.08	0.07	33	0.16	86	14	-	-	-	-
DO	97.84	8.16	31	87.38	100	-	-	-	-	-

Overall Conf of Grade(%)
 A B C D E F

-	99	1	-	-	-
---	----	---	---	---	---

Face Value Grade : B

Sample Point No :4952520
 Name :RIVER RYBURN BELOW RIPPONDEN WOOD WPC WORKS

	YEAR 1994				Conf of Grade for det (%)					
	mean	sd	no	90/10%ile	A	B	C	D	E	F
BOD	2.23	0.96	35	3.47	-	89	11	-	-	-
Amm	0.25	0.37	35	0.56	-	60	40	-	-	-
DO	99.92	10.47	26	86.50	97	3	-	-	-	-

Overall Conf of Grade(%)

A	B	C	D	E	F
-	60	40	-	-	-

Face Value Grade : B

	YEAR 1990				Conf of Grade for det (%)					
	mean	sd	no	90/10%ile	A	B	C	D	E	F
BOD	4.51	2.24	10	7.37	-	-	10	51	38	1
Amm	0.72	0.63	11	1.42	-	-	36	53	11	-
DO	92.90	11.49	10	78.17	32	54	13	1	-	-

Overall Conf of Grade(%)

A	B	C	D	E	F
-	-	8	53	38	1

Face Value Grade : D

Sample Point No :4952530
 Name :RIVER RYBURN BELOW RYBURN PAPER MILL

	YEAR 1994				Conf of Grade for det (%)					
	mean	sd	no	90/10%ile	A	B	C	D	E	F
BOD	1.43	0.50	33	2.09	97	3	-	-	-	-
Amm	0.06	0.05	33	0.12	100	-	-	-	-	-
DO	97.90	6.43	30	89.66	100	-	-	-	-	-

Overall Conf of Grade(%)

A	B	C	D	E	F
97	3	-	-	-	-

Face Value Grade : A

	YEAR 1990				Conf of Grade for det (%)					
	mean	sd	no	90/10%ile	A	B	C	D	E	F
BOD	0.00	0.00	0	0.00						
Amm	0.00	0.00	0	0.00						
DO	0.00	0.00	0	0.00						

Overall Conf of Grade(%)

A	B	C	D	E	F

Face Value Grade :

Sample Point No : 4952605
 Name : ROCHDALE CANAL AT STANDARD WIRE

	YEAR 1994				Conf of Grade for det (%)					
	mean	sd	no	90/10%ile	A	B	C	D	E	F
BOD	2.15	0.79	18	3.18	1	93	6	-	-	-
Amm	0.12	0.08	18	0.22	31	69	-	-	-	-
DO	73.65	19.54	17	48.61	-	-	2	38	60	-

Overall Conf of Grade (%)
 A B C D E F

-	-	-	40	60	-
---	---	---	----	----	---

Face Value Grade : E

	YEAR 1990				Conf of Grade for det (%)					
	mean	sd	no	90/10%ile	A	B	C	D	E	F
BOD	0.00	0.00	0	0.00						
Amm	0.00	0.00	0	0.00						
DO	0.00	0.00	0	0.00						

Overall Conf of Grade (%)
 A B C D E F

--	--	--	--	--	--

Face Value Grade :

Sample Point No : 4952830
 Name : SIR JOHN RAMSDEN CANAL AT CONFLUENCE WITH RIVER C

	YEAR 1994				Conf of Grade for det (%)					
	mean	sd	no	90/10%ile	A	B	C	D	E	F
BOD	1.97	0.75	12	2.95	8	85	7	-	-	-
Amm	0.28	0.56	12	0.64	-	44	40	13	3	-
DO	81.33	19.38	9	56.49	-	3	28	38	31	-

Overall Conf of Grade (%)
 A B C D E F

-	-	32	37	31	-
---	---	----	----	----	---

Face Value Grade : D

	YEAR 1990				Conf of Grade for det (%)					
	mean	sd	no	90/10%ile	A	B	C	D	E	F
BOD	2.35	0.96	11	3.60	-	67	31	2	-	-
Amm	0.25	0.19	11	0.47	-	72	27	1	-	-
DO	85.20	12.34	10	69.39	-	44	44	11	1	-

Overall Conf of Grade (%)
 A B C D E F

1	43	44	11	1	-
---	----	----	----	---	---

Face Value Grade : C

Sample Point No : 4952835
 Name : SIR JOHN RAMSDEN CANAL AT LEEDS ROAD

	YEAR 1994				Conf of Grade for det (%)					
	mean	sd	no	90/10%ile	A	B	C	D	E	F
BOD	1.90	0.61	13	2.70	21	78	1	-	-	-
Amm	0.15	0.13	13	0.30	4	92	4	-	-	-
DO	77.27	14.97	11	58.09	-	1	34	46	19	-

Overall Conf of Grade (%)
 A B C D E F

-	-	35	46	19	-
---	---	----	----	----	---

Face Value Grade : D

	YEAR 1990				Conf of Grade for det (%)					
	mean	sd	no	90/10%ile	A	B	C	D	E	F
BOD	0.00	0.00	0	0.00						
Amm	0.00	0.00	0	0.00						
DO	0.00	0.00	0	0.00						

Overall Conf of Grade (%)
 A B C D E F

--	--	--	--	--	--

Face Value Grade :

Sample Point No : 4952850
 Name : SMITHIES BECK AT BRADFORD ROAD, BIRSTALL

	YEAR 1994				Conf of Grade for det (%)					
	mean	sd	no	90/10%ile	A	B	C	D	E	F
BOD	6.69	4.17	30	11.83	-	-	-	-	92	8
Amm	1.24	1.30	30	2.58	-	-	-	43	57	-
DO	76.11	11.37	28	61.54	-	-	67	33	-	-

Overall Conf of Grade (%)
 A B C D E F

-	-	-	1	91	8
---	---	---	---	----	---

Face Value Grade : E

	YEAR 1990				Conf of Grade for det (%)					
	mean	sd	no	90/10%ile	A	B	C	D	E	F
BOD	8.35	6.63	17	16.02	-	-	-	-	37	63
Amm	2.23	2.73	17	4.81	-	-	-	-	93	7
DO	80.27	19.92	11	54.74	-	1	20	44	34	1

Overall Conf of Grade (%)
 A B C D E F

-	-	-	-	37	63
---	---	---	---	----	----

Face Value Grade : F

Sample Point No :4952860
 Name :SPEN BECK AT A644 ROAD BRIDGE

	YEAR 1994				Conf of Grade for det (%)					
	mean	sd	no	90/10%ile	A	B	C	D	E	F
BOD	6.58	2.83	33	10.25	-	-	-	-	100	-
Amm	1.17	0.85	34	2.18	-	-	-	77	23	-
DO	78.90	11.93	31	63.61	-	1	84	15	-	-

Overall Conf of Grade (%)
 A B C D E F

-	-	-	-	100	-
---	---	---	---	-----	---

Face Value Grade : E

	YEAR 1990				Conf of Grade for det (%)					
	mean	sd	no	90/10%ile	A	B	C	D	E	F
BOD	10.20	3.97	33	15.38	-	-	-	-	37	63
Amm	4.68	2.59	33	7.94	-	-	-	-	80	20
DO	59.04	21.17	28	31.91	-	-	-	-	96	4

Overall Conf of Grade (%)
 A B C D E F

-	-	-	-	37	63
---	---	---	---	----	----

Face Value Grade : F

Sample Point No :4953040
 Name :THICK HOLLINS DIKE AT BENT LEY ROAD, MELTHAM

	YEAR 1994				Conf of Grade for det (%)					
	mean	sd	no	90/10%ile	A	B	C	D	E	F
BOD	1.58	1.16	29	2.95	12	81	7	-	-	-
Amm	0.05	0.04	30	0.10	100	-	-	-	-	-
DO	97.30	11.20	23	82.95	77	23	-	-	-	-

Overall Conf of Grade (%)
 A B C D E F

12	81	7	-	-	-
----	----	---	---	---	---

Face Value Grade : B

	YEAR 1990				Conf of Grade for det (%)					
	mean	sd	no	90/10%ile	A	B	C	D	E	F
BOD	0.00	0.00	0	0.00						
Amm	0.00	0.00	0	0.00						
DO	0.00	0.00	0	0.00						

Overall Conf of Grade (%)
 A B C D E F

--	--	--	--	--	--

Face Value Grade :

Sample Point No :4953165
 Name :WALSDEN WATER BELOW WARLAND

	YEAR 1994				Conf of Grade for det (%)					
	mean	sd	no	90/10%ile	A	B	C	D	E	F
BOD	1.61	1.04	18	2.88	19	72	9	-	-	-
Amm	0.12	0.10	18	0.23	21	79	-	-	-	-
DO	93.69	8.48	16	82.82	77	23	-	-	-	-

Overall Conf of Grade (%)
 A B C D E F

12	79	9	-	-	-
----	----	---	---	---	---

Face Value Grade : B

	YEAR 1990				Conf of Grade for det (%)					
	mean	sd	no	90/10%ile	A	B	C	D	E	F
BOD	1.59	0.56	13	2.32	66	34	-	-	-	-
Amm	0.21	0.14	13	0.38	-	92	8	-	-	-
DO	96.30	13.95	10	78.42	37	45	16	2	-	-

Overall Conf of Grade (%)
 A B C D E F

-	82	16	2	-	-
---	----	----	---	---	---

Face Value Grade : B

Sample Point No :4953190
 Name :WESSENDEN BROOK AT FALL LANE, MARSDEN

	YEAR 1994				Conf of Grade for det (%)					
	mean	sd	no	90/10%ile	A	B	C	D	E	F
BOD	1.43	0.64	32	2.26	80	20	-	-	-	-
Amm	0.11	0.09	32	0.21	34	66	-	-	-	-
DO	94.83	12.41	24	78.93	36	62	2	-	-	-

Overall Conf of Grade (%)
 A B C D E F

32	66	2	-	-	-
----	----	---	---	---	---

Face Value Grade : B

	YEAR 1990				Conf of Grade for det (%)					
	mean	sd	no	90/10%ile	A	B	C	D	E	F
BOD	0.00	0.00	0	0.00						
Amm	0.00	0.00	0	0.00						
DO	0.00	0.00	0	0.00						

Overall Conf of Grade (%)
 A B C D E F

--	--	--	--	--	--

Face Value Grade :

Sample Point No :495T450
 Name :HUNSWORTH BECK AT CONFLUENCE OFHUNSWORTH AND SUGD

	YEAR 1994				Conf of Grade for det (%)					
	mean	sd	no	90/10%ile	A	B	C	D	E	F
BOD	9.85	7.33	41	18.50	-	-	-	-	5	95
Amm	1.60	0.96	41	2.79	-	-	-	14	86	-
DO	75.00	20.61	35	48.59	-	-	-	36	63	1

Overall Conf of Grade(%)					
A	B	C	D	E	F
-	-	-	-	5	95

Face Value Grade : F

	YEAR 1990				Conf of Grade for det (%)					
	mean	sd	no	90/10%ile	A	B	C	D	E	F
BOD	31.73	25.04	27	60.76	-	-	-	-	-	100
Amm	4.86	2.49	27	8.03	-	-	-	-	77	23
DO	45.39	30.43	23	6.39	-	-	-	-	3	97

Overall Conf of Grade(%)					
A	B	C	D	E	F
-	-	-	-	-	100

Face Value Grade : F

Sample Point No :495T470
 Name :HUNSWORTH BECK UP STREAM NORTH BIERLEY WPC WORKS

	YEAR 1994				Conf of Grade for det (%)					
	mean	sd	no	90/10%ile	A	B	C	D	E	F
BOD	4.14	3.73	44	8.26	-	-	1	40	59	-
Amm	1.90	1.54	44	3.67	-	-	-	-	100	-
DO	81.28	20.88	39	54.52	-	-	8	72	20	-

Overall Conf of Grade(%)					
A	B	C	D	E	F
-	-	-	-	100	-

Face Value Grade : E

	YEAR 1990				Conf of Grade for det (%)					
	mean	sd	no	90/10%ile	A	B	C	D	E	F
BOD	5.29	4.30	28	10.23	-	-	-	6	90	4
Amm	1.32	0.90	28	2.41	-	-	-	58	42	-
DO	87.71	12.67	21	71.47	-	62	37	1	-	-

Overall Conf of Grade(%)					
A	B	C	D	E	F
-	-	-	6	90	4

Face Value Grade : E

Sample Point No :495T565
 Name :LOW MOOR BECK AT GREEN LANE

	YEAR 1994				Conf of Grade for det (%)					
	mean	sd	no	90/10%ile	A	B	C	D	E	F
BOD	6.30	6.01	41	12.78	-	-	-	-	79	21
Amm	2.74	1.42	41	4.55	-	-	-	-	100	-
DO	73.03	21.52	37	45.45	-	-	-	14	86	-

Overall Conf of Grade(%)

A	B	C	D	E	F
-	-	-	-	79	21

Face Value Grade : E

	YEAR 1990				Conf of Grade for det (%)					
	mean	sd	no	90/10%ile	A	B	C	D	E	F
BOD	22.47	69.62	28	49.45	-	-	-	-	-	100
Amm	1.65	1.50	28	3.30	-	-	-	5	95	-
DO	71.20	26.37	20	37.41	-	-	-	3	92	5

Overall Conf of Grade(%)

A	B	C	D	E	F
-	-	-	-	-	100

Face Value Grade : F'

Sample Point No :495T700
 Name :SUGDEN BECK AT CHAIN BAR INTERSECTION (A58 ROAD BR

	YEAR 1994				Conf of Grade for det (%)					
	mean	sd	no	90/10%ile	A	B	C	D	E	F
BOD	1.71	2.60	35	3.82	3	53	37	6	1	-
Amm	0.10	0.16	35	0.22	30	70	-	-	-	-
DO	93.38	10.66	32	79.72	45	55	-	-	-	-

Overall Conf of Grade(%)

A	B	C	D	E	F
-	56	37	6	1	-

Face Value Grade : B

	YEAR 1990				Conf of Grade for det (%)					
	mean	sd	no	90/10%ile	A	B	C	D	E	F
BOD	3.41	6.19	27	7.73	-	1	17	36	42	4
Amm	0.12	0.22	27	0.27	13	85	2	-	-	-
DO	98.67	5.00	9	92.26	100	-	-	-	-	-

Overall Conf of Grade(%)

A	B	C	D	E	F
-	-	18	36	42	4

Face Value Grade : D

Sample Point No :4970510
 Name :COWSIDE BECK AT BRIDGE IN ARNCLIFFE

	YEAR 1994				Conf of Grade for det (%)					
	mean	sd	no	90/10%ile	A	B	C	D	E	F
BOD	1.17	0.45	14	1.76	97	3	-	-	-	-
Amm	0.03	0.02	14	0.05	100	-	-	-	-	-
DO	102.11	7.20	11	92.88	100	-	-	-	-	-

Overall Conf of Grade(%)
 A B C D E F

97	3	-	-	-	-
----	---	---	---	---	---

Face Value Grade : A

	YEAR 1990				Conf of Grade for det (%)					
	mean	sd	no	90/10%ile	A	B	C	D	E	F
BOD	1.28	0.59	15	2.04	83	17	-	-	-	-
Amm	0.03	0.01	14	0.04	100	-	-	-	-	-
DO	97.53	5.81	15	90.08	100	-	-	-	-	-

Overall Conf of Grade(%)
 A B C D E F

83	17	-	-	-	-
----	----	---	---	---	---

Face Value Grade : A

Sample Point No :4972430
 Name :RIVER DIBB AT HARTLINGTON BRIDGE.

	YEAR 1994				Conf of Grade for det (%)					
	mean	sd	no	90/10%ile	A	B	C	D	E	F
BOD	1.28	0.58	35	2.03	96	4	-	-	-	-
Amm	0.03	0.01	35	0.04	100	-	-	-	-	-
DO	99.08	6.70	28	90.49	100	-	-	-	-	-

Overall Conf of Grade(%)
 A B C D E F

96	4	-	-	-	-
----	---	---	---	---	---

Face Value Grade : A

	YEAR 1990				Conf of Grade for det (%)					
	mean	sd	no	90/10%ile	A	B	C	D	E	F
BOD	1.49	0.83	34	2.53	45	55	-	-	-	-
Amm	0.05	0.05	34	0.10	100	-	-	-	-	-
DO	92.70	10.44	30	79.32	38	62	-	-	-	-

Overall Conf of Grade(%)
 A B C D E F

38	62	-	-	-	-
----	----	---	---	---	---

Face Value Grade : B

Sample Point No :4972590
 Name :RIVER WHARFE AT BOLTON BRIDGE.

	YEAR 1994				Conf of Grade for det (%)					
	mean	sd	no	90/10%ile	A	B	C	D	E	F
BOD	1.34	0.51	136	2.01	100	-	-	-	-	-
Amm	0.03	0.05	136	0.07	100	-	-	-	-	-
DO	105.14	11.47	111	90.44	100	-	-	-	-	-

Overall Conf of Grade(%)
 A B C D E F

100	-	-	-	-	-
-----	---	---	---	---	---

Face Value Grade : A

	YEAR 1990				Conf of Grade for det (%)					
	mean	sd	no	90/10%ile	A	B	C	D	E	F
BOD	1.43	0.70	70	2.33	80	20	-	-	-	-
Amm	0.06	0.24	70	0.13	93	7	-	-	-	-
DO	100.70	9.97	58	87.92	100	-	-	-	-	-

Overall Conf of Grade(%)
 A B C D E F

80	20	-	-	-	-
----	----	---	---	---	---

Face Value Grade : A

Sample Point No :4972620
 Name :RIVER WHARFE AT BURLEY WEIR.

	YEAR 1994				Conf of Grade for det (%)					
	mean	sd	no	90/10%ile	A	B	C	D	E	F
BOD	1.61	0.68	32	2.49	51	49	-	-	-	-
Amm	0.04	0.03	32	0.08	100	-	-	-	-	-
DO	97.44	9.71	28	85.00	95	5	-	-	-	-

Overall Conf of Grade(%)
 A B C D E F

51	49	-	-	-	-
----	----	---	---	---	---

Face Value Grade : A

	YEAR 1990				Conf of Grade for det (%)					
	mean	sd	no	90/10%ile	A	B	C	D	E	F
BOD	1.65	0.87	40	2.75	15	85	-	-	-	-
Amm	0.11	0.11	40	0.23	22	78	-	-	-	-
DO	92.72	13.68	36	75.19	4	88	8	-	-	-

Overall Conf of Grade(%)
 A B C D E F

4	88	8	-	-	-
---	----	---	---	---	---

Face Value Grade : B

Sample Point No :4972630
 Name :RIVER WHARFE AT BURNSALL BRIDGE

	YEAR 1994				Conf of Grade for det (%)					
	mean	sd	no	90/10%ile	A	B	C	D	E	F
BOD	1.34	0.49	35	1.98	99	1	-	-	-	-
Amm	0.03	0.01	35	0.04	100	-	-	-	-	-
DO	108.69	12.79	29	92.30	100	-	-	-	-	-

Overall Conf of Grade(%)
 A B C D E F

99 1 - - - -

Face Value Grade : A

	YEAR 1990				Conf of Grade for det (%)					
	mean	sd	no	90/10%ile	A	B	C	D	E	F
BOD	1.56	1.06	34	2.84	15	83	2	-	-	-
Amm	0.05	0.07	33	0.11	98	2	-	-	-	-
DO	98.77	10.45	31	85.38	96	4	-	-	-	-

Overall Conf of Grade(%)
 A B C D E F

15 83 2 - - -

Face Value Grade : B

Sample Point No :4972640
 Name :RIVER WHARFE AT CONISTONE BRIDGE

	YEAR 1994				Conf of Grade for det (%)					
	mean	sd	no	90/10%ile	A	B	C	D	E	F
BOD	1.19	0.43	35	1.75	100	-	-	-	-	-
Amm	0.03	0.01	35	0.04	100	-	-	-	-	-
DO	104.20	14.27	30	85.91	92	8	-	-	-	-

Overall Conf of Grade(%)
 A B C D E F

92 8 - - - -

Face Value Grade : A

	YEAR 1990				Conf of Grade for det (%)					
	mean	sd	no	90/10%ile	A	B	C	D	E	F
BOD	1.39	0.66	35	2.24	82	18	-	-	-	-
Amm	0.03	0.04	33	0.07	100	-	-	-	-	-
DO	98.97	9.31	31	87.04	99	1	-	-	-	-

Overall Conf of Grade(%)
 A B C D E F

82 18 - - - -

Face Value Grade : A

Sample Point No :4972665
 Name :RIVER WHARFE AT HOLLINS, RAW WATER

	YEAR 1994				Conf of Grade for det (%)					
	mean	sd	no	90/10%ile	A	B	C	D	E	F
BOD	1.45	0.70	32	2.35	68	32	-	-	-	-
Amm	0.03	0.01	32	0.04	100	-	-	-	-	-
DO	102.08	6.94	27	93.19	100	-	-	-	-	-

Overall Conf of Grade(%)
 A B C D E F

68	32	-	-	-	-
----	----	---	---	---	---

Face Value Grade : A

	YEAR 1990				Conf of Grade for det (%)					
	mean	sd	no	90/10%ile	A	B	C	D	E	F
BOD	1.71	1.08	32	3.04	5	90	5	-	-	-
Amm	0.07	0.29	211	0.15	97	3	-	-	-	-
DO	100.80	12.11	28	85.28	92	8	-	-	-	-

Overall Conf of Grade(%)
 A B C D E F

5	90	5	-	-	-
---	----	---	---	---	---

Face Value Grade : B

Sample Point No :4972680
 Name :RIVER WHARFE AT OTLEY WEIR

	YEAR 1994				Conf of Grade for det (%)					
	mean	sd	no	90/10%ile	A	B	C	D	E	F
BOD	1.62	0.47	34	2.24	92	8	-	-	-	-
Amm	0.05	0.06	34	0.11	99	1	-	-	-	-
DO	97.98	8.93	29	86.54	99	1	-	-	-	-

Overall Conf of Grade(%)
 A B C D E F

92	8	-	-	-	-
----	---	---	---	---	---

Face Value Grade : A

	YEAR 1990				Conf of Grade for det (%)					
	mean	sd	no	90/10%ile	A	B	C	D	E	F
BOD	1.61	0.97	43	2.81	12	88	-	-	-	-
Amm	0.10	0.12	44	0.21	34	66	-	-	-	-
DO	96.54	13.57	39	79.15	37	63	-	-	-	-

Overall Conf of Grade(%)
 A B C D E F

12	88	-	-	-	-
----	----	---	---	---	---

Face Value Grade : B

Sample Point No : 497T030
 Name : BARDEN FISH HATCHERY, CHATSWORTH ESTATE, (STREAM BEL

	YEAR 1994				Conf of Grade for det (%)					
	mean	sd	no	90/10%ile	A	B	C	D	E	F
BOD	2.82	0.94	21	4.06	-	43	57	-	-	-
Amm	0.75	0.32	21	1.17	-	-	76	24	-	-
DO	86.38	9.36	13	74.38	3	78	19	-	-	-

Overall Conf of Grade (%)
 A B C D E F

-	-	76	24	-	-
---	---	----	----	---	---

Face Value Grade : C

	YEAR 1990				Conf of Grade for det (%)					
	mean	sd	no	90/10%ile	A	B	C	D	E	F
BOD	1.55	0.72	34	2.48	53	47	-	-	-	-
Amm	0.25	0.15	34	0.44	-	98	2	-	-	-
DO	87.31	18.64	32	63.42	-	4	69	26	1	-

Overall Conf of Grade (%)
 A B C D E F

-	4	69	26	1	-
---	---	----	----	---	---

Face Value Grade : C

Sample Point No : 497T310
 Name : CROOK BECK BELOW QUARRY

	YEAR 1994				Conf of Grade for det (%)					
	mean	sd	no	90/10%ile	A	B	C	D	E	F
BOD	1.09	0.29	16	1.47	100	-	-	-	-	-
Amm	0.04	0.02	16	0.07	100	-	-	-	-	-
DO	96.17	14.36	12	77.77	31	53	15	1	-	-

Overall Conf of Grade (%)
 A B C D E F

31	53	15	1	-	-
----	----	----	---	---	---

Face Value Grade : B

	YEAR 1990				Conf of Grade for det (%)					
	mean	sd	no	90/10%ile	A	B	C	D	E	F
BOD	1.35	0.61	17	2.14	80	20	-	-	-	-
Amm	0.05	0.05	16	0.10	96	4	-	-	-	-
DO	96.56	8.45	16	85.73	93	7	-	-	-	-

Overall Conf of Grade (%)
 A B C D E F

80	20	-	-	-	-
----	----	---	---	---	---

Face Value Grade : A

Sample Point No : 497T380
 Name : GILL BECK OFF W-BUSK LANE, OTLEY

	YEAR 1994				Conf of Grade for det (%)					
	mean	sd	no	90/10%ile	A	B	C	D	E	F
BOD	1.99	1.46	18	3.72	1	60	35	4	-	-
Amm	0.03	0.03	18	0.06	100	-	-	-	-	-
DO	99.21	9.66	15	86.83	93	7	-	-	-	-

Overall Conf of Grade (%)
 A B C D E F

1	60	35	4	-	-
---	----	----	---	---	---

Face Value Grade : B

	YEAR 1990				Conf of Grade for det (%)					
	mean	sd	no	90/10%ile	A	B	C	D	E	F
BOD	1.37	1.02	11	2.57	44	42	12	2	-	-
Amm	0.89	2.74	10	1.96	-	1	21	38	34	6
DO	101.30	7.25	9	92.01	99	1	-	-	-	-

Overall Conf of Grade (%)
 A B C D E F

-	-	22	38	34	6
---	---	----	----	----	---

Face Value Grade : D

Sample Point No : 497T420
 Name : HAMBLETON BECK- BOLTON BRIDGE

	YEAR 1994				Conf of Grade for det (%)					
	mean	sd	no	90/10%ile	A	B	C	D	E	F
BOD	1.54	0.62	36	2.35	73	27	-	-	-	-
Amm	0.04	0.03	36	0.08	100	-	-	-	-	-
DO	102.56	13.65	28	85.07	88	12	-	-	-	-

Overall Conf of Grade (%)
 A B C D E F

73	27	-	-	-	-
----	----	---	---	---	---

Face Value Grade : A

	YEAR 1990				Conf of Grade for det (%)					
	mean	sd	no	90/10%ile	A	B	C	D	E	F
BOD	1.46	1.25	12	2.87	28	51	17	3	1	-
Amm	0.04	0.03	12	0.08	100	-	-	-	-	-
DO	110.10	13.92	10	92.26	91	8	1	-	-	-

Overall Conf of Grade (%)
 A B C D E F

28	51	17	3	1	-
----	----	----	---	---	---

Face Value Grade : B

Sample Point No :497T430
 Name :HEBDEN BECK ABOVE YORKSHIRE SALMON LTD

	YEAR 1994				Conf of Grade for det (%)					
	mean	sd	no	90/10%ile	A	B	C	D	E	F
BOD	1.34	0.84	39	2.37	64	36	-	-	-	-
Amm	0.03	0.01	39	0.04	100	-	-	-	-	-
DO	98.92	12.16	16	83.34	72	27	1	-	-	-

Overall Conf of Grade(%)
 A B C D E F

63	36	1	-	-	-
----	----	---	---	---	---

Face Value Grade : A

	YEAR 1990				Conf of Grade for det (%)					
	mean	sd	no	90/10%ile	A	B	C	D	E	F
BOD	1.26	0.76	35	2.20	80	20	-	-	-	-
Amm	0.06	0.09	35	0.13	91	9	-	-	-	-
DO	98.94	9.30	34	87.02	100	-	-	-	-	-

Overall Conf of Grade(%)
 A B C D E F

80	20	-	-	-	-
----	----	---	---	---	---

Face Value Grade : A

Sample Point No :497T480
 Name :INGS BECK-THRESHFIELD

	YEAR 1994				Conf of Grade for det (%)					
	mean	sd	no	90/10%ile	A	B	C	D	E	F
BOD	1.83	3.56	18	4.16	6	39	30	14	10	1
Amm	0.03	0.03	34	0.06	100	-	-	-	-	-
DO	102.17	9.91	28	89.47	100	-	-	-	-	-

Overall Conf of Grade(%)
 A B C D E F

-	45	30	14	10	1
---	----	----	----	----	---

Face Value Grade : C

	YEAR 1990				Conf of Grade for det (%)					
	mean	sd	no	90/10%ile	A	B	C	D	E	F
BOD	0.98	0.68	12	1.80	82	17	1	-	-	-
Amm	0.23	0.53	12	0.52	1	56	31	10	2	-
DO	103.30	6.87	11	94.50	100	-	-	-	-	-

Overall Conf of Grade(%)
 A B C D E F

1	56	31	10	2	-
---	----	----	----	---	---

Face Value Grade : B

Sample Point No :497T500
 Name :KEX BECK AT BEAMSLEY ROAD BRIDGE.

	YEAR 1994				Conf of Grade for det (%)					
	mean	sd	no	90/10%ile	A	B	C	D	E	F
BOD	1.39	0.62	34	2.19	87	13	-	-	-	-
Amm	0.06	0.08	34	0.13	93	7	-	-	-	-
DO	99.60	5.07	27	93.10	100	-	-	-	-	-

Overall Conf of Grade(%)

A	B	C	D	E	F
87	13	-	-	-	-

Face Value Grade : A

	YEAR 1990				Conf of Grade for det (%)					
	mean	sd	no	90/10%ile	A	B	C	D	E	F
BOD	1.61	1.42	12	3.19	16	54	23	5	2	-
Amm	0.08	0.08	12	0.16	66	34	-	-	-	-
DO	100.90	8.21	10	90.38	97	3	-	-	-	-

Overall Conf of Grade(%)

A	B	C	D	E	F
16	54	23	5	2	-

Face Value Grade : B

Sample Point No :497T540
 Name :LINTON BECK-LINTON MILL

	YEAR 1994				Conf of Grade for det (%)					
	mean	sd	no	90/10%ile	A	B	C	D	E	F
BOD	1.26	0.62	19	2.05	85	15	-	-	-	-
Amm	0.05	0.07	37	0.11	98	2	-	-	-	-
DO	102.68	8.64	31	91.61	100	-	-	-	-	-

Overall Conf of Grade(%)

A	B	C	D	E	F
85	15	-	-	-	-

Face Value Grade : A

	YEAR 1990				Conf of Grade for det (%)					
	mean	sd	no	90/10%ile	A	B	C	D	E	F
BOD	1.27	0.69	12	2.14	71	28	1	-	-	-
Amm	0.06	0.07	11	0.13	79	21	-	-	-	-
DO	104.20	7.36	11	94.77	100	-	-	-	-	-

Overall Conf of Grade(%)

A	B	C	D	E	F
71	28	1	-	-	-

Face Value Grade : A

Sample Point No :497T605
 Name :MOSS BECK BELOW YORKSHIRESALMON LIMITED, KILNSEY, SK

	YEAR 1994				Conf of Grade for det (%)					
	mean	sd	no	90/10%ile	A	B	C	D	E	F
BOD	1.29	0.66	41	2.13	91	9	-	-	-	-
Amm	0.06	0.07	42	0.13	97	3	-	-	-	-
DO	102.19	6.82	25	93.45	100	-	-	-	-	-

Overall Conf of Grade (%)
 A B C D E F

91	9	-	-	-	-
----	---	---	---	---	---

Face Value Grade : A

	YEAR 1990				Conf of Grade for det (%)					
	mean	sd	no	90/10%ile	A	B	C	D	E	F
BOD	1.43	1.22	22	2.81	26	65	9	-	-	-
Amm	0.05	0.04	22	0.10	100	-	-	-	-	-
DO	96.00	12.85	21	79.53	44	53	3	-	-	-

Overall Conf of Grade (%)
 A B C D E F

26	65	9	-	-	-
----	----	---	---	---	---

Face Value Grade : B

Sample Point No :497T770
 Name :TOWN BECK-OLD VICARAGE BRIDGE, ADDINGHAM

	YEAR 1994				Conf of Grade for det (%)					
	mean	sd	no	90/10%ile	A	B	C	D	E	F
BOD	1.81	0.72	35	2.75	11	89	-	-	-	-
Amm	0.07	0.09	35	0.15	84	16	-	-	-	-
DO	97.24	14.68	29	78.43	31	66	3	-	-	-

Overall Conf. of Grade (%)
 A B C D E F

8	89	3	-	-	-
---	----	---	---	---	---


Face Value Grade : B

	YEAR 1990				Conf of Grade for det (%)					
	mean	sd	no	90/10%ile	A	B	C	D	E	F
BOD	1.80	0.91	12	2.96	13	74	13	-	-	-
Amm	0.05	0.05	12	0.10	92	8	-	-	-	-
DO	96.67	17.79	9	73.87	17	45	24	11	3	-

Overall Conf of Grade (%)
 A B C D E F

-	62	24	11	3	-
---	----	----	----	---	---


Face Value Grade : B



GQA ASSESSMENT 1994
NORTHUMBRIA & YORKSHIRE REGION

SAMPLE POINT REPORT

APPENDIX A



Reach Code :210400201A
 Last Sample Pnt :SOUTH LOW AT BROCK MILL

	YEAR 1994				Conf of Grade for det (%)					
	mean	sd	no	90/10%ile	A	B	C	D	E	F
BOD	1.78	0.43	15	2.35	71	29	-	-	-	-
Amm	0.37	1.04	16	0.82	-	22	53	20	5	-
DO	86.36	24.67	14	54.74	-	2	22	41	35	-

Overall Conf of Grade(%)
 A B C D E F

-	-	24	41	35	-
---	---	----	----	----	---

Face Value Grade : D

Reach Code :220300101A
 Last Sample Pnt :EMBLETON BURN ABOVE EMBLE

	YEAR 1994				Conf of Grade for det (%)					
	mean	sd	no	90/10%ile	A	B	C	D	E	F
BOD	1.10	0.60	13	1.86	87	13	-	-	-	-
Amm	0.09	0.08	13	0.18	61	39	-	-	-	-
DO	102.38	10.74	13	88.62	94	6	-	-	-	-

Overall Conf of Grade(%)
 A B C D E F

61	39	-	-	-	-
----	----	---	---	---	---

Face Value Grade : A

Reach Code :220900107A
 Last Sample Pnt :WANSBECK AT MIDDLETON BRI

	YEAR 1994				Conf of Grade for det (%)					
	mean	sd	no	90/10%ile	A	B	C	D	E	F
BOD	1.56	0.68	44	2.44	60	40	-	-	-	-
Amm	0.06	0.10	38	0.14	90	10	-	-	-	-
DO	229.40	157.53	40	27.52	3	4	6	9	35	43

Overall Conf of Grade(%)
 A B C D E F

-	-	5	17	35	43
---	---	---	----	----	----

Face Value Grade : E

Reach Code :230100301B
 Last Sample Pnt :OUSE BURN AT BRUNTON BRID

	YEAR 1994				Conf of Grade for det (%)					
	mean	sd	no	90/10%ile	A	B	C	D	E	F
BOD	2.00	1.27	24	3.56	1	71	28	-	-	-
Amm	1.07	4.04	24	2.27	-	-	7	49	43	1
DO	93.00	6.69	24	84.43	97	3	-	-	-	-

Overall Conf of Grade(%)

A	B	C	D	E	F
-	-	7	49	43	1

Face Value Grade : D

Reach Code :230100503A
 Last Sample Pnt :DERWENT AT LINTZFORD BRID

	YEAR 1994				Conf of Grade for det (%)					
	mean	sd	no	90/10%ile	A	B	C	D	E	F
BOD	1.87	0.95	35	3.08	2	96	2	-	-	-
Amm	0.21	0.31	35	0.47	-	80	20	-	-	-
DO	101.13	10.58	39	87.57	100	-	-	-	-	-

Overall Conf of Grade(%)

A	B	C	D	E	F
-	80	20	-	-	-

Face Value Grade : B

Reach Code :230102502B
 Last Sample Pnt :EAST ALLEN AT HUNTWELL

	YEAR 1994				Conf of Grade for det (%)					
	mean	sd	no	90/10%ile	A	B	C	D	E	F
BOD	1.10	0.51	16	1.76	96	4	-	-	-	-
Amm	0.17	0.27	16	0.38	2	79	18	1	-	-
DO	103.13	8.99	16	91.61	100	-	-	-	-	-

Overall Conf of Grade(%)

A	B	C	D	E	F
2	79	18	1	-	-

Face Value Grade : B

Reach Code :230102601B
 Last Sample Pnt :WEST ALLEN U/S SCRAITHOLE

	YEAR 1994				Conf of Grade for det (%)					
	mean	sd	no	90/10%ile	A	B	C	D	E	F
BOD	1.00	0.52	15	1.66	96	4	-	-	-	-
Amm	0.08	0.11	15	0.18	60	39	1	-	-	-
DO	98.60	3.69	15	93.87	100	-	-	-	-	-

Overall Conf of Grade(%)
 A B C D E F

60	39	1	-	-	-
----	----	---	---	---	---

Face Value Grade : A

Reach Code :240100301C
 Last Sample Pnt :TWIZELL BURN U/S HUSTLEDO

	YEAR 1994				Conf of Grade for det (%)					
	mean	sd	no	90/10%ile	A	B	C	D	E	F
BOD	5.30	6.39	11	11.39	-	-	2	11	55	32
Amm	0.52	0.80	11	1.16	-	4	53	31	12	-
DO	86.64	16.93	11	64.94	-	18	50	24	8	-

Overall Conf of Grade(%)
 A B C D E F

-	-	-	13	55	32
---	---	---	----	----	----

Face Value Grade : E

Reach Code :240103503B
 Last Sample Pnt :GAUNLESS U/S RAMSHAW STW

	YEAR 1994				Conf of Grade for det (%)					
	mean	sd	no	90/10%ile	A	B	C	D	E	F
BOD	2.17	2.55	29	4.64	-	23	58	16	3	-
Amm	0.12	0.16	30	0.26	10	89	1	-	-	-
DO	97.48	12.86	31	81.00	60	39	1	-	-	-

Overall Conf of Grade(%)
 A B C D E F

-	23	58	16	3	-
---	----	----	----	---	---

Face Value Grade : C

Reach Code :250600111A
 Last Sample Pnt :TEES AT OVER

	YEAR 1994				Conf of Grade for det (%)					
	mean	sd	no	90/10%ile	A	B	C	D	E	F
BOD	1.77	1.02	31	3.05	4	92	4	-	-	-
Amm	0.12	0.16	34	0.26	9	91	-	-	-	-
DO	85.72	11.24	25	71.32	-	64	36	-	-	-

Overall Conf of Grade(%)
 A B C D E F

-	64	36	-	-	-
---	----	----	---	---	---

Face Value Grade : B

Reach Code :250600111B
 Last Sample Pnt :TEES AT OVER

	YEAR 1994				Conf of Grade for det (%)					
	mean	sd	no	90/10%ile	A	B	C	D	E	F
BOD	1.77	1.02	31	3.05	4	92	4	-	-	-
Amm	0.12	0.16	34	0.26	9	91	-	-	-	-
DO	85.72	11.24	25	71.32	-	64	36	-	-	-

Overall Conf of Grade(%)
 A B C D E F

-	64	36	-	-	-
---	----	----	---	---	---

Face Value Grade : B

Reach Code :250600112B
 Last Sample Pnt :TEES AT DALTON-ON-TEES

	YEAR 1994				Conf of Grade for det (%)					
	mean	sd	no	90/10%ile	A	B	C	D	E	F
BOD	2.20	1.38	29	3.90	-	55	44	1	-	-
Amm	0.12	0.11	30	0.24	14	86	-	-	-	-
DO	82.43	11.21	24	68.06	-	23	75	2	-	-

Overall Conf of Grade(%)
 A B C D E F

13	10	75	2	-	-
----	----	----	---	---	---

Face Value Grade : C

Reach Code :250600113A
 Last Sample Pnt :TEES AT DALTON-ON-TEES

	YEAR 1994				Conf of Grade for det (%)					
	mean	sd	no	90/10%ile	A	B	C	D	E	F
BOD	2.20	1.38	29	3.90	-	55	44	1	-	-
Amm	0.12	0.11	30	0.24	14	86	-	-	-	-
DO	82.43	11.21	24	68.06	-	23	75	2	-	-

Overall Conf of Grade(%)
 A B C D E F

13 10 75 2 - -

Face Value Grade : C

Reach Code :250600119C
 Last Sample Pnt :TEES NEAR EGGLESTONE ABBE

	YEAR 1994				Conf of Grade for det (%)					
	mean	sd	no	90/10%ile	A	B	C	D	E	F
BOD	1.53	0.83	28	2.58	39	61	-	-	-	-
Amm	0.12	0.10	29	0.23	16	84	-	-	-	-
DO	93.78	13.91	23	75.95	11	78	11	-	-	-

Overall Conf of Grade(%)
 A B C D E F

5 84 11 - - -

Face Value Grade : B

Reach Code :250600120A
 Last Sample Pnt :TEES NEAR EGGLESTONE ABBE

	YEAR 1994				Conf of Grade for det (%)					
	mean	sd	no	90/10%ile	A	B	C	D	E	F
BOD	1.53	0.83	28	2.58	39	61	-	-	-	-
Amm	0.12	0.10	29	0.23	16	84	-	-	-	-
DO	93.78	13.91	23	75.95	11	78	11	-	-	-

Overall Conf of Grade(%)
 A B C D E F

5 84 11 - - -

Face Value Grade : B

Reach Code : 250600121A
 Last Sample Pnt : EGGLESTON BURN AT EGGLEST

	YEAR 1994				Conf of Grade for det (%)					
	mean	sd	no	90/10%ile	A	B	C	D	E	F
BOD	1.66	0.84	28	2.73	20	79	1	-	-	-
Amm	0.11	0.10	29	0.22	29	71	-	-	-	-
DO	94.35	15.38	23	74.64	7	73	20	-	-	-

Overall Conf of Grade (%)
 A B C D E F

1	79	20	-	-	-
---	----	----	---	---	---

Face Value Grade : B

Reach Code : 250600127A
 Last Sample Pnt : TEES AT HOLWICK HEAD

	YEAR 1994				Conf of Grade for det (%)					
	mean	sd	no	90/10%ile	A	B	C	D	E	F
BOD	1.52	0.61	31	2.31	75	25	-	-	-	-
Amm	0.13	0.16	32	0.28	5	95	-	-	-	-
DO	92.35	8.90	26	80.94	63	37	-	-	-	-

Overall Conf of Grade (%)
 A B C D E F

5	95	-	-	-	-
---	----	---	---	---	---

Face Value Grade : B

Reach Code : 250600128A
 Last Sample Pnt : TEES AT HOLWICK HEAD

	YEAR 1994				Conf of Grade for det (%)					
	mean	sd	no	90/10%ile	A	B	C	D	E	F
BOD	1.52	0.61	31	2.31	75	25	-	-	-	-
Amm	0.13	0.16	32	0.28	5	95	-	-	-	-
DO	92.35	8.90	26	80.94	63	37	-	-	-	-

Overall Conf of Grade (%)
 A B C D E F

5	95	-	-	-	-
---	----	---	---	---	---

Face Value Grade : B

Reach Code : 250600129A
 Last Sample Pnt : TEES AT HOLWICK HEAD

	YEAR 1994				Conf of Grade for det (%)					
	mean	sd	no	90/10%ile	A	B	C	D	E	F
BOD	1.52	0.61	31	2.31	75	25	-	-	-	-
Amm	0.13	0.16	32	0.28	5	95	-	-	-	-
DO	92.35	8.90	26	80.94	63	37	-	-	-	-

Overall Conf of Grade (%)
 A B C D E F

5	95	-	-	-	-
---	----	---	---	---	---

Face Value Grade : B

Reach Code : 250600130A
 Last Sample Pnt : TEES AT HOLWICK HEAD

	YEAR 1994				Conf of Grade for det (%)					
	mean	sd	no	90/10%ile	A	B	C	D	E	F
BOD	1.52	0.61	31	2.31	75	25	-	-	-	-
Amm	0.13	0.16	32	0.28	5	95	-	-	-	-
DO	92.35	8.90	26	80.94	63	37	-	-	-	-

Overall Conf of Grade (%)
 A B C D E F

5	95	-	-	-	-
---	----	---	---	---	---

Face Value Grade : B

Reach Code : 250600401A
 Last Sample Pnt : COWBRIDGE BECK 200 METRES

	YEAR 1994				Conf of Grade for det (%)					
	mean	sd	no	90/10%ile	A	B	C	D	E	F
BOD	24.36	35.24	14	54.06	-	-	-	-	-	100
Amm	19.64	7.24	15	29.12	-	-	-	-	-	100
DO	63.00	10.36	9	49.72	-	-	-	47	53	-

Overall Conf of Grade (%)
 A B C D E F

-	-	-	-	-	100
---	---	---	---	---	-----

Face Value Grade : F

Reach Code : 250600401B
 Last Sample Pnt : COWBRIDGE BECK 200 METRES

	YEAR 1994				Conf of Grade for det (%)					
	mean	sd	no	90/10%ile	A	B	C	D	E	F
BOD	24.36	35.24	14	54.06	-	-	-	-	-	100
Amm	19.64	7.24	15	29.12	-	-	-	-	-	100
DO	63.00	10.36	9	49.72	-	-	-	47	53	-

Overall Conf of Grade (%)

A	B	C	D	E	F
-	-	-	-	-	100

Face Value Grade : F

Reach Code : 250603101B
 Last Sample Pnt : LEVEN AT MIDDLETON WOOD

	YEAR 1994				Conf of Grade for det (%)					
	mean	sd	no	90/10%ile	A	B	C	D	E	F
BOD	1.85	0.48	21	2.48	53	47	-	-	-	-
Amm	0.15	0.44	20	0.33	9	75	15	1	-	-
DO	94.58	6.67	12	86.03	95	5	-	-	-	-

Overall Conf of Grade (%)

A	B	C	D	E	F
9	75	15	1	-	-

Face Value Grade : B

Reach Code : 250603102A
 Last Sample Pnt : LEVEN AT HUTTON RUDBY

	YEAR 1994				Conf of Grade for det (%)					
	mean	sd	no	90/10%ile	A	B	C	D	E	F
BOD	1.96	0.95	34	3.18	-	96	4	-	-	-
Amm	0.12	0.16	34	0.26	9	91	-	-	-	-
DO	95.59	18.00	27	72.52	2	64	32	2	-	-

Overall Conf of Grade (%)

A	B	C	D	E	F
-	66	32	2	-	-

Face Value Grade : B

Reach Code : 250603601A
 Last Sample Pnt : LEVEN AT HUTTON RUDBY

	YEAR 1994				Conf of Grade for det (%)					
	mean	sd	no	90/10%ile	A	B	C	D	E	F
BOD	2.17	1.56	19	4.03	-	48	45	7	-	-
Amm	0.05	0.04	19	0.10	99	1	-	-	-	-
DO	98.83	36.90	12	51.54	1	5	18	29	41	6

Overall Conf of Grade (%)
 A B C D E F

-	-	24	29	41	6
---	---	----	----	----	---

Face Value Grade : D

Reach Code : 250604702B
 Last Sample Pnt : SKERNE AT GREAT BURDON

	YEAR 1994				Conf. of Grade for det (%)					
	mean	sd	no	90/10%ile	A	B	C	D	E	F
BOD	4.07	3.30	56	7.86	-	-	1	54	45	-
Amm	0.81	0.96	63	1.73	-	-	2	96	2	-
DO	82.11	27.96	56	46.28	-	-	-	21	79	-

Overall Conf of Grade (%)
 A B C D E F

-	-	4	17	79	-
---	---	---	----	----	---

Face Value Grade : E

Reach Code : 250604702D
 Last Sample Pnt : SKERNE D/S AYCLIFFE VILLA

	YEAR 1994				Conf of Grade for det (%)					
	mean	sd	no	90/10%ile	A	B	C	D	E	F
BOD	6.17	4.29	30	11.33	-	-	-	-	93	7
Amm	1.22	1.29	33	2.54	-	-	-	46	54	-
DO	77.36	23.71	25	46.97	-	-	1	28	71	-

Overall Conf of Grade (%)
 A B C D E F

-	-	-	-	93	7
---	---	---	---	----	---

Face Value Grade : E

Reach Code :250604705C
 Last Sample Pnt :SKERNE AT BUTTERWICK BRID

	YEAR 1994				Conf of Grade for det (%)					
	mean	sd	no	90/10%ile	A	B	C	D	E	F
BOD	3.27	1.41	21	5.10	-	1	84	15	-	-
Amm	0.31	0.36	22	0.66	-	34	64	2	-	-
DO	82.80	22.81	15	53.57	-	1	16	46	37	-

Overall Conf of Grade(%)
 A B C D E F

-	-	17	46	37	-
---	---	----	----	----	---

Face Value Grade : D

Reach Code :250605702A
 Last Sample Pnt :LANGLEY BECK AT A67 ROAD

	YEAR 1994				Conf of Grade for det (%)					
	mean	sd	no	90/10%ile	A	B	C	D	E	F
BOD	2.10	1.07	35	3.46	-	86	14	-	-	-
Amm	0.10	0.11	36	0.21	39	61	-	-	-	-
DO	88.03	16.25	36	67.20	-	19	76	5	-	-

Overall Conf of Grade(%)
 A B C D E F

-	19	76	5	-	-
---	----	----	---	---	---

Face Value Grade : C

Reach Code :250605801A
 Last Sample Pnt :COLDWELL BECK ABOVE EPPLE

	YEAR 1994				Conf of Grade for det (%)					
	mean	sd	no	90/10%ile	A	B	C	D	E	F
BOD	1.65	0.67	25	2.52	46	54	-	-	-	-
Amm	0.33	0.67	25	0.75	-	23	67	10	-	-
DO	91.00	11.40	25	76.39	9	86	5	-	-	-

Overall Conf of Grade(%)
 A B C D E F

-	23	67	10	-	-
---	----	----	----	---	---

Face Value Grade : C

Reach Code :250606402A
 Last Sample Pnt :GRETA AT GRETA BRIDGE

	YEAR 1994				Conf of Grade for det (%)					
	mean	sd	no	90/10%ile	A	B	C	D	E	F
BOD	1.61	0.66	30	2.47	54	46	-	-	-	-
Amm	0.15	0.29	31	0.34	2	92	6	-	-	-
DO	90.71	22.12	24	62.36	-	7	55	33	5	-

Overall Conf of Grade(%)
 A B C D E F

-	7	55	33	5	-
---	---	----	----	---	---

Face Value Grade : C

Reach Code :250606403A
 Last Sample Pnt :GRETA AT RUTHERFORD BRIDG

	YEAR 1994				Conf of Grade for det (%)					
	mean	sd	no	90/10%ile	A	B	C	D	E	F
BOD	1.81	0.84	29	2.89	6	93	1	-	-	-
Amm	0.24	0.47	30	0.55	-	60	39	1	-	-
DO	86.50	12.08	22	71.02	-	59	40	1	-	-

Overall Conf of Grade(%)
 A B C D E F

-	59	40	1	-	-
---	----	----	---	---	---

Face Value Grade : B

Reach Code :250606404A
 Last Sample Pnt :GRETA ABOVE BOWES

	YEAR 1994				Conf of Grade for det (%)					
	mean	sd	no	90/10%ile	A	B	C	D	E	F
BOD	1.73	0.86	28	2.83	12	87	1	-	-	-
Amm	0.25	0.48	29	0.57	-	55	43	2	-	-
DO	86.70	11.89	23	71.46	-	64	36	-	-	-

Overall Conf of Grade(%)
 A B C D E F

-	55	43	2	-	-
---	----	----	---	---	---

Face Value Grade : B

Reach Code : 250607301A
 Last Sample Pnt : EGGLESTON BURN AT EGGLEST

	YEAR 1994				Conf of Grade for det (%)					
	mean	sd	no	90/10%ile	A	B	C	D	E	F
BOD	1.57	0.44	18	2.15	90	10	-	-	-	-
Amm	0.07	0.07	19	0.14	84	16	-	-	-	-
DO	95.18	8.91	11	83.76	75	24	1	-	-	-

Overall Conf of Grade (%)
 A B C D E F

75	24	1	-	-	-
----	----	---	---	---	---

Face Value Grade : A

Reach Code : 271200536B
 Last Sample Pnt : RIVER DON AT OXSPRING BRI

	YEAR 1994				Conf of Grade for det (%)					
	mean	sd	no	90/10%ile	A	B	C	D	E	F
BOD	1.97	1.06	71	3.31	-	98	2	-	-	-
Amm	0.11	0.12	72	0.23	13	87	-	-	-	-
DO	96.31	7.04	69	87.29	100	-	-	-	-	-

Overall Conf of Grade (%)
 A B C D E F

-	98	2	-	-	-
---	----	---	---	---	---

Face Value Grade : B

Reach Code : 271206916A
 Last Sample Pnt : R.ROTHER AS ABSTRACTED AT

	YEAR 1994				Conf of Grade for det (%)					
	mean	sd	no	90/10%ile	A	B	C	D	E	F
BOD	3.75	2.01	31	6.29	-	-	33	62	5	-
Amm	0.55	0.43	31	1.05	-	-	85	15	-	-
DO	81.61	16.92	13	59.93	-	3	47	37	13	-

Overall Conf of Grade (%)
 A B C D E F

-	3	22	62	13	-
---	---	----	----	----	---

Face Value Grade : D